
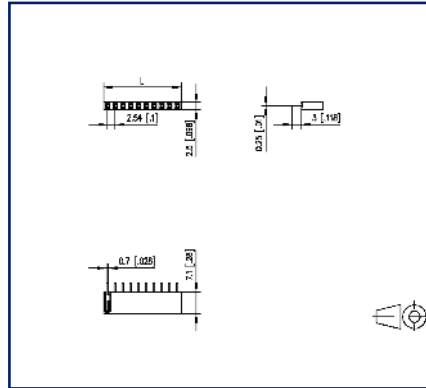


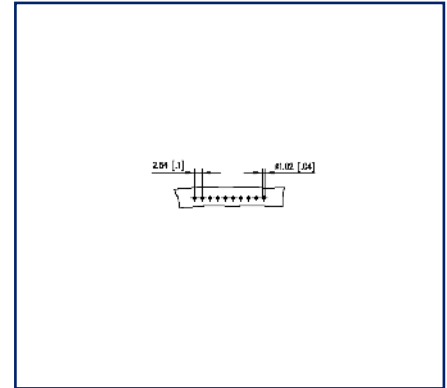
Illustrations



Dimensional drawing



Drill pattern



See enlarged drawings at the end of document

Product specification

- female connector, THR solderable
- centerline 2.54 mm, direction of connection vertical 0°
- closed ends
- color black
- single row
- Tape & Reel packaging possible



Technical Data

General Data

| | |
|----------------------|------|
| Solder pin length | 3 mm |
| min. number of poles | 2 |
| max. number of poles | 40 |
| Protection category | IP00 |
| Rated current | 3 A |

Material

| | |
|-----------------------------|---------------|
| insulating material | PA6 |
| contact material | CuZn |
| contact pin material | CuZnPb |
| contact pin surface | Ni + Au Flash |
| Glow-Wire Flammability GWFI | - |
| Glow-Wire Flammability GWIT | - |

Climatic Data

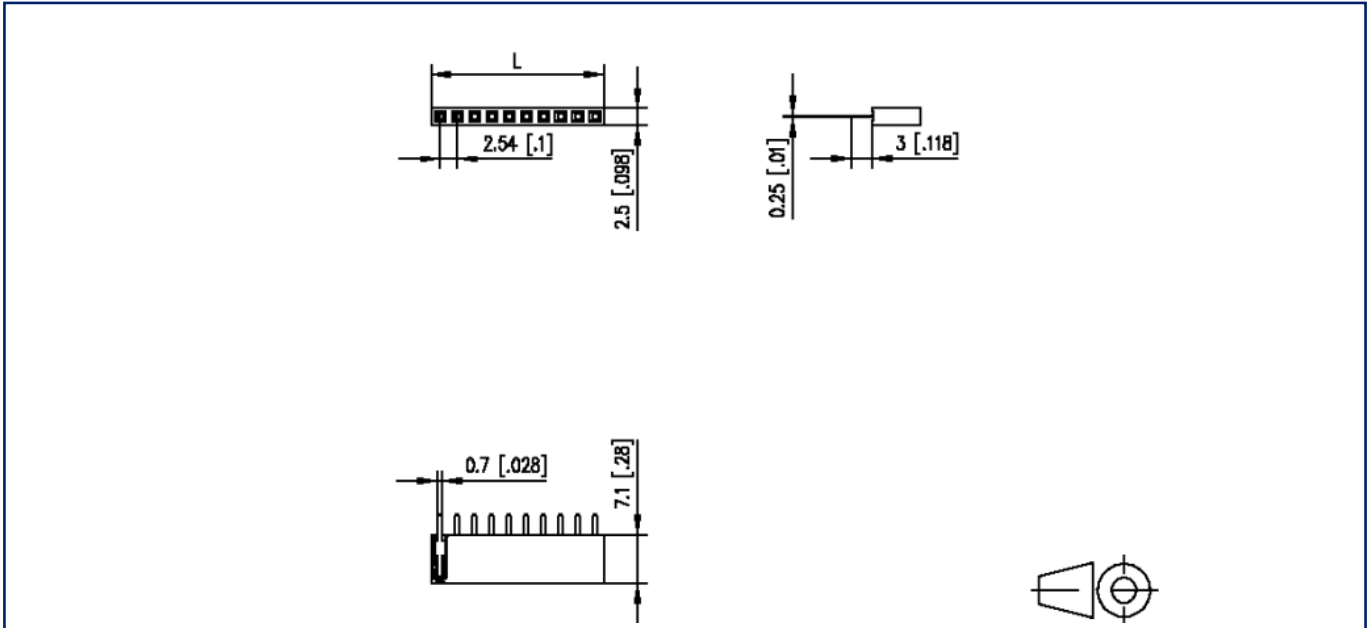
| | |
|-------------------------|--------|
| upper limit temperature | 105 °C |
| lower limit temperature | -40 °C |

general

| | |
|---------------|--------------|
| Tolerance | ISO 2768 -mH |
| Solderability | reflowable |

Illustrations

Dimensional drawing



$L = (\text{pole size} - 1) \times \text{centerline} + 2.54 \text{ mm [0.1]}$

Illustrations

Drill pattern

