


1X4 RJ45 Connector

AR14-4214I

- 1000 Base-T for Ethernet Applications
- RJ45 jack cavity conforms to FCC rules and regulations Part 68, SUB Part F
- Industrial Temp: -40°C to +85°C
- Contact factory for Standard Operating Temp.



Electrical Specifications @ 25°C

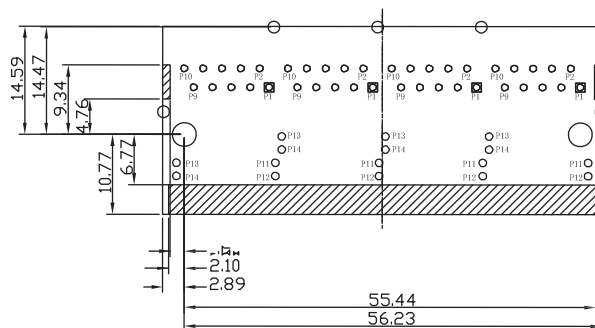
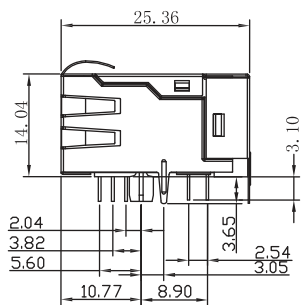
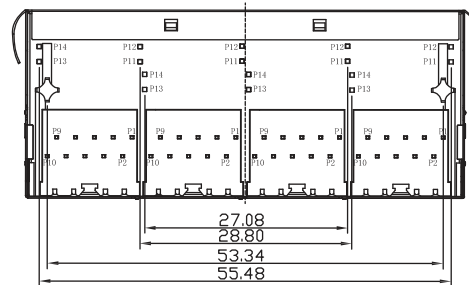
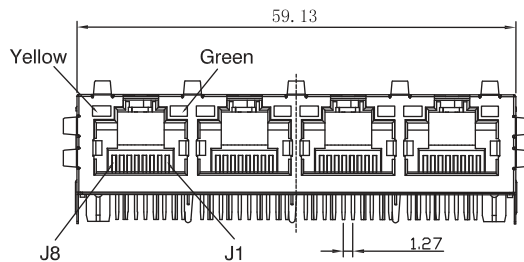
Part Number	OCL(uH Min) @ 100kHz, 0.1V With 8mA DC Bias	Turns Ratio chip: cable (±5%)	Insertion Loss (dB Max)		Return Loss (dB Min)			
			1-100MHz	100-125MHz	1-40MHz	40-60MHz	60-80MHz	80-100MHz
AR14-4214I	350	1CT:1CT	-1.0	-1.2	-16	-12	-10	-8

Electrical Specifications @ 25°C


Part Number	DC Resistance (Ohms Max)	Cross Talk (dB Min)	Common to Common Mode Attenuation (dB Min)	Isolation PHY Side to Line Side
		1-100MHz	1-100MHz	
AR14-4214I	1.2	-30	-30	1500 VAC

All specifications subject to change without notice.

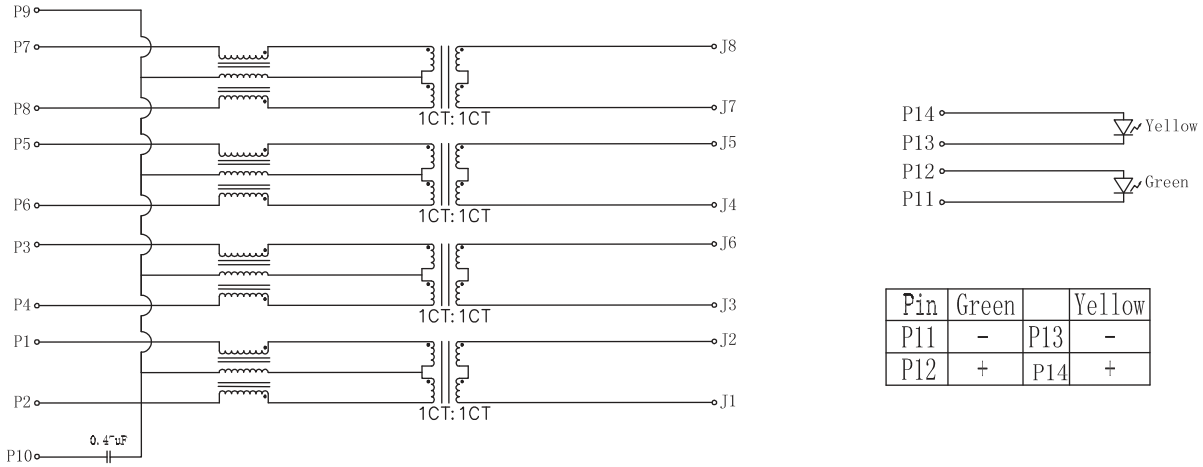
MECHANICAL



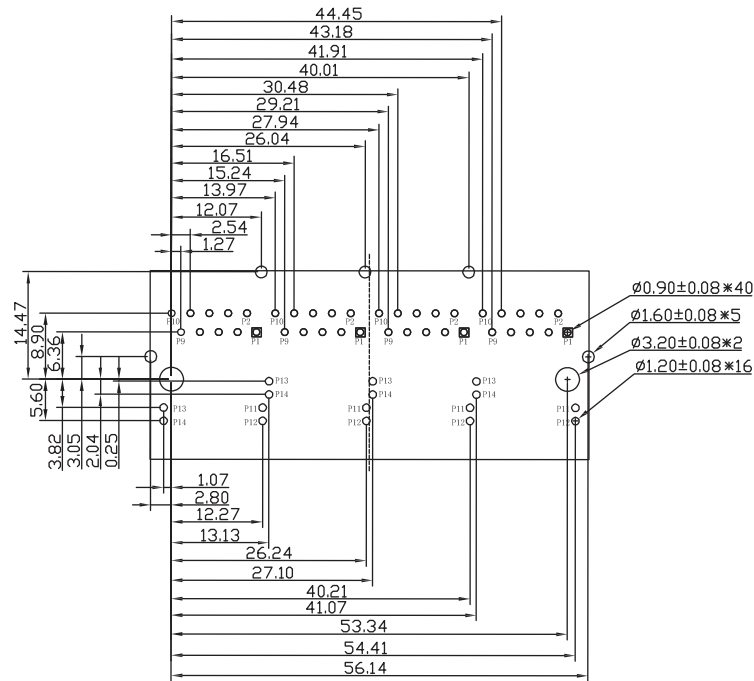
Plug-in side



SCHMATIC



PCB LAYOUT



NOTES

CONNECTOR MATERIAL:
 HOUSING: PBT BLACK UL94 V-0
 SHIELD: Brass
 SHIELD PLATING: NICKEL
 CONTACT: PROSPHOR BRONZE
 CONTACT PLATING: SELECTIVE GOLD, 6 MICRO-INCHS MIN IN CONTACT AREA
 PIN NOT ELECTRICALLY CONNECTED MAYBE OMITTED SEE ELECTRICAL DRAWING FOR OMITTED PINS
 THE PART IS RECOMMENDED FOR WAVE SOLDERING PROCESS PEAK SOLDERING TEMPERATURE IS 260 °C MAX, 10 SECS MAX