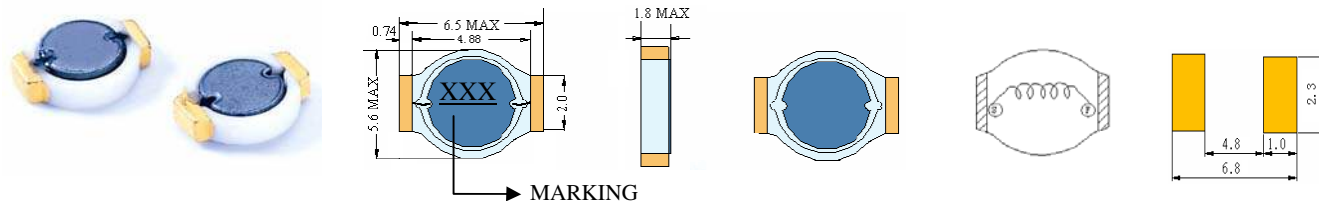


SC1606

SMD POWER INDUCTORS



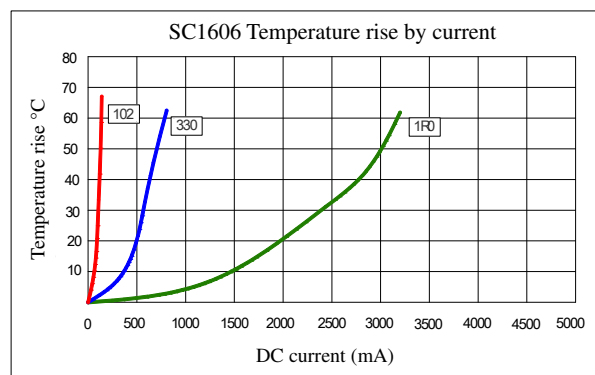
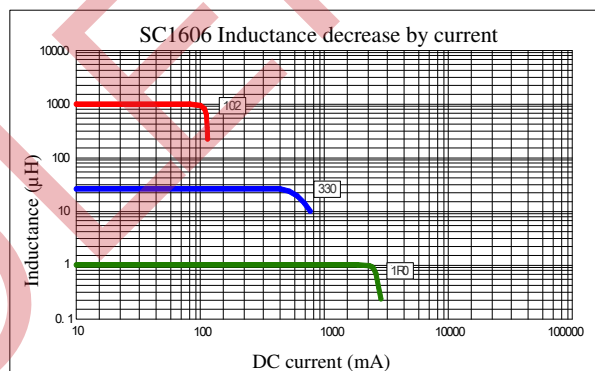
• Features

1. Non-magnetically shielded construction – Low EMI
2. Excellent Power Density
3. Engineered to Provide High Efficiency

ELECTRICAL CHARACTERISTICS



Part Number	Inductance (uH) ⁽¹⁾	Test Frequency	DC Resistance (Ω MAX) ⁽²⁾	Saturation Current ⁽³⁾ (A)	Temperature Current ⁽⁴⁾ (A)
SC1606-1R0	1.0	100KHZ	90m	2.50	2.45
SC1606-1R5	1.5	100KHZ	100m	2.20	1.90
SC1606-2R2	2.2	100KHZ	110m	1.80	1.78
SC1606-3R3	3.3	100KHZ	120m	1.40	1.65
SC1606-4R7	4.7	100KHZ	160m	1.20	1.40
SC1606-6R8	6.8	100KHZ	240m	1.10	1.18
SC1606-100	10	100KHZ	300m	1.00	1.05
SC1606-150	15	100KHZ	400m	0.80	0.88
SC1606-220	22	100KHZ	540m	0.60	0.72
SC1606-330	33	100KHZ	820m	0.50	0.58
SC1606-470	47	100KHZ	1.20	0.45	0.47
SC1606-680	68	100KHZ	1.60	0.35	0.40
SC1606-101	100	100KHZ	2.60	0.30	0.30
SC1606-151	150	100KHZ	3.50	0.25	0.26
SC1606-221	220	100KHZ	5.70	0.20	0.21
SC1606-331	330	100KHZ	9.30	0.16	0.16
SC1606-471	470	100KHZ	12.6	0.14	0.14
SC1606-681	680	100KHZ	17.5	0.12	0.12
SC1606-102	1000	100KHZ	26.8	0.08	0.10



(1). Inductance tolerance for 1.0uH: $\pm 30\%$, for 1.5uH~1000uH: $\pm 20\%$. Tested at 0.25V, 0ADC and 25°C.

(2). DCR measured at 25°C.

(3). The DC current at which the inductance decreases by 10% from its initial value.

(4). The DC current that results in a 40°C temperature rise from 25°C ambient.

[Click here for QUANTITY PER REEL & PACKING INFORMATION](#)

Custom versions available upon request.

© 2019 Signal Transformer –Specification subject to change without notice. 12.19



belfuse.com/signal