

DT04-4P-P021 ✓ ACTIVE

DEUTSCH | DEUTSCH DT

TE Internal #: DT04-4P-P021

Housing for Male Terminals, Bus Bar-to-Wire, 4 Position, .175 in [4.45 mm] Centerline, Sealable, Gray, Wire & Cable / Bus Bar, DEUTSCH DT

[View on TE.com >](#)



Connectors > Automotive Connectors > Automotive Housings > DEUTSCH DT Receptacle Connectors



Connector & Housing Type: **Housing for Male Terminals**

Mating Pin Diameter: **1.59 mm [.063 in]**

Connector System: **Bus Bar-to-Wire**

Number of Positions: **4**

Centerline (Pitch): **4.45 mm [.175 in]**

[All DEUTSCH DT Receptacle Connectors \(241\)](#)

Features

Product Type Features

Connector Shape	Rectangular
Connector & Housing Type	Housing for Male Terminals
Connector System	Bus Bar-to-Wire
Sealable	Yes
Hybrid Connector	No
Primary Locking Feature	Integrated in Housing
Connector & Contact Terminates To	Bus Bar, Wire & Cable

Configuration Features

Blank Cavity Position	0
Connector Modification	(1) 4 Pin Buss
Number of Positions	4
Number of Rows	2

Electrical Characteristics

Operating Voltage	250 VAC
Nominal Voltage Architecture	12 V, 24 V, 48 V

Body Features

Cable Exit Angle	180°
------------------	------



Primary Product Color	Gray
-----------------------	------

Contact Features

Contact Type	Pin
Mating Pin Diameter	1.59 mm[.063 in]
Contact Current Rating (Max)	13 A

Mechanical Attachment

Terminal Position Assurance	Yes
Strain Relief	Add By Accessory
Mating Alignment Type	Polarized
Mating Alignment	With
Connector Mounting Type	Bus Bar Mount

Housing Features

Housing Material	PA GF
Centerline (Pitch)	4.45 mm[.175 in]

Dimensions

Connector Height	19.71 mm[.776 in]
Product Width	20.83 mm[.82 in]
Product Length	47.45 mm[1.868 in]
Row-to-Row Spacing	9.12 mm[.359 in]

Usage Conditions

Operating Temperature (Max)	125 °C[257 °F]
Operating Temperature Range	-55 – 125 °C[-67 – 257 °F]

Operation/Application

Circuit Application	Power & Signal
---------------------	----------------

Industry Standards

Degree of Protection	IP68, IP6K9K
Agency/Standard	SAE J2030
UL Flammability Rating	Not tested

Other

Serviceable	No
Connector Position Assurance Capable	No



Product Compliance

[For compliance documentation, visit the product page on TE.com>](#)

EU RoHS Directive 2011/65/EU	Compliant
EU ELV Directive 2000/53/EC	Compliant
China RoHS 2 Directive MIIT Order No 32, 2016	No Restricted Materials Above Threshold
EU REACH Regulation (EC) No. 1907/2006	Current ECHA Candidate List: JUNE 2023 (235) Candidate List Declared Against: JAN 2023 (233) Does not contain REACH SVHC
Halogen Content	Not Low Halogen - contains Br or Cl > 900 ppm.
Solder Process Capability	Not reviewed for solder process capability

Product Compliance Disclaimer


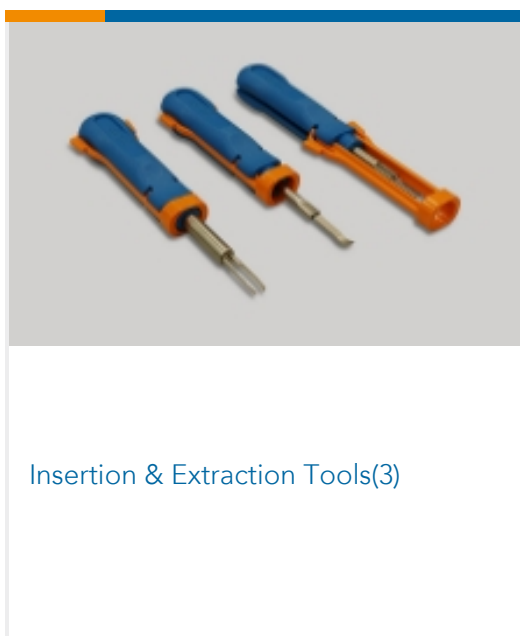

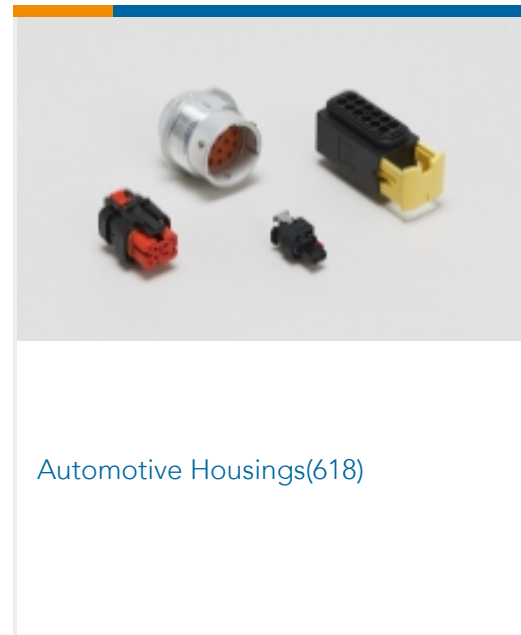
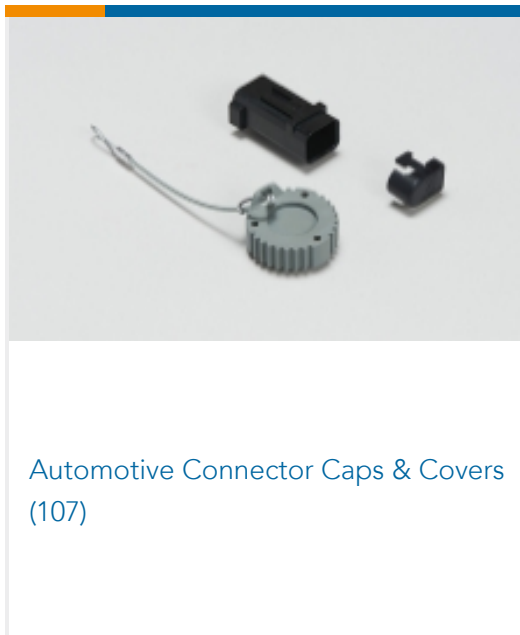
This information is provided based on reasonable inquiry of our suppliers and represents our current actual knowledge based on the information they provided. This information is subject to change. The part numbers that TE has identified as EU RoHS compliant have a maximum concentration of 0.1% by weight in homogenous materials for lead, hexavalent chromium, mercury, PBB, PBDE, DBP, BBP, DEHP, DIBP, and 0.01% for cadmium, or qualify for an exemption to these limits as defined in the Annexes of Directive 2011/65/EU (RoHS2). Finished electrical and electronic equipment products will be CE marked as required by Directive 2011/65/EU. Components may not be CE marked. Additionally, the part numbers that TE has identified as EU ELV compliant have a maximum concentration of 0.1% by weight in homogenous materials for lead, hexavalent chromium, and mercury, and 0.01% for cadmium, or qualify for an exemption to these limits as defined in the Annexes of Directive 2000/53/EC (ELV). Regarding the REACH Regulation, the information TE provides on SVHC in articles for this part number is based on the latest European Chemicals Agency (ECHA) 'Guidance on requirements for substances in articles' posted at this URL: <https://echa.europa.eu/guidance-documents/guidance-on-reach>

Compatible Parts

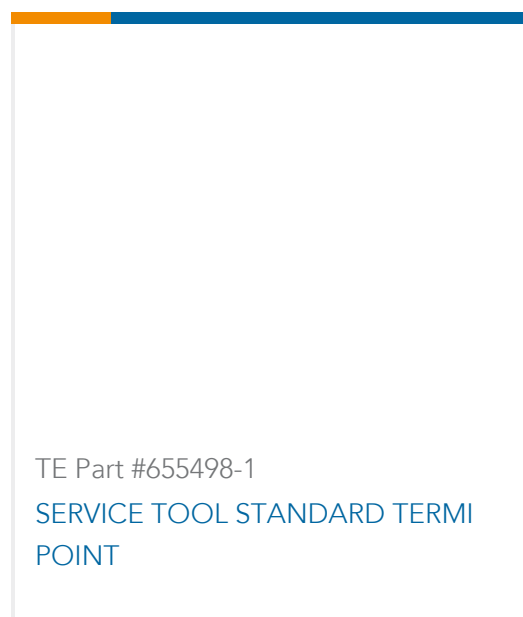
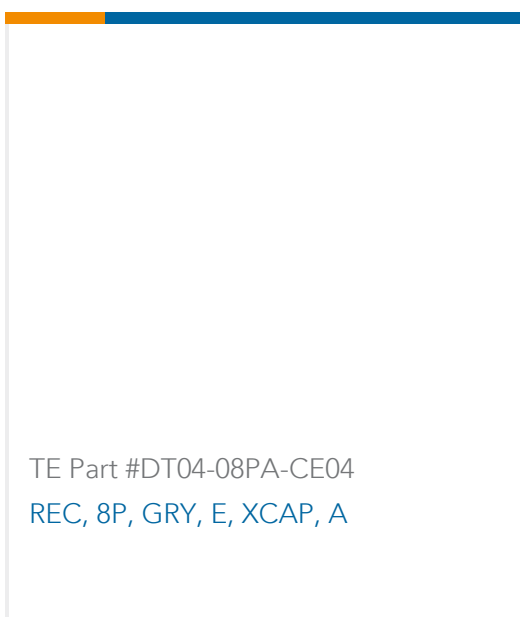
 <p>TE Part # CAT-J41-DDPC DEUTSCH DT Plug Connectors</p>	 <p>TE Part # DT4P-DC PROTECT CVR, 4P, REC, GRY, DT</p>	 <p>TE Part # CAT-D487-M8649 DEUTSCH DT Mounting Clips</p>	 <p>TE Part # 1924487-2 MOUNTING CLIP, AMPSEAL 16</p>
--	--	---	--



Also in the Series | DEUTSCH DT



Customers Also Bought





Documents

Product Drawings

[REC, 4P, GRY, BUSBAR, NICKEL](#)

English

CAD Files

[3D PDF](#)

3D

Customer View Model

[ENG_CVM_CVM_DT04-4P-P021_A.2d_dxf.zip](#)

English

Customer View Model

[ENG_CVM_CVM_DT04-4P-P021_A.3d_igs.zip](#)

English

Customer View Model

[ENG_CVM_CVM_DT04-4P-P021_A.3d_stp.zip](#)

English

By downloading the CAD file I accept and agree to the [Terms and Conditions](#) of use.

Datasheets & Catalog Pages

[ICT Terminals and Connectors Catalogue](#)

English

[CONNECTOR SELECTOR](#)

English

Product Specifications

[Application Specification](#)

English