THIS DRAWING IS UNPUBLISHED. RELEASED FOR PUBLICATION 20
© COPYRIGHT 20 BY TYCO ELECTRONICS CORPORATION. ALL RIGHTS RESERVED.

LOC	DIST
IN	00

REVISIONS

P	LTR	DESCRIPTION	DATE	DWN	APVD
	E	REVISED PER ECR-07-006019	25APR2007	AH	LLV
	E1	REVISED PER ECO-10-013661	30JUN2010	DLD	LLV
	E2	ECR-10-025939	17DEC2010	KP	LV

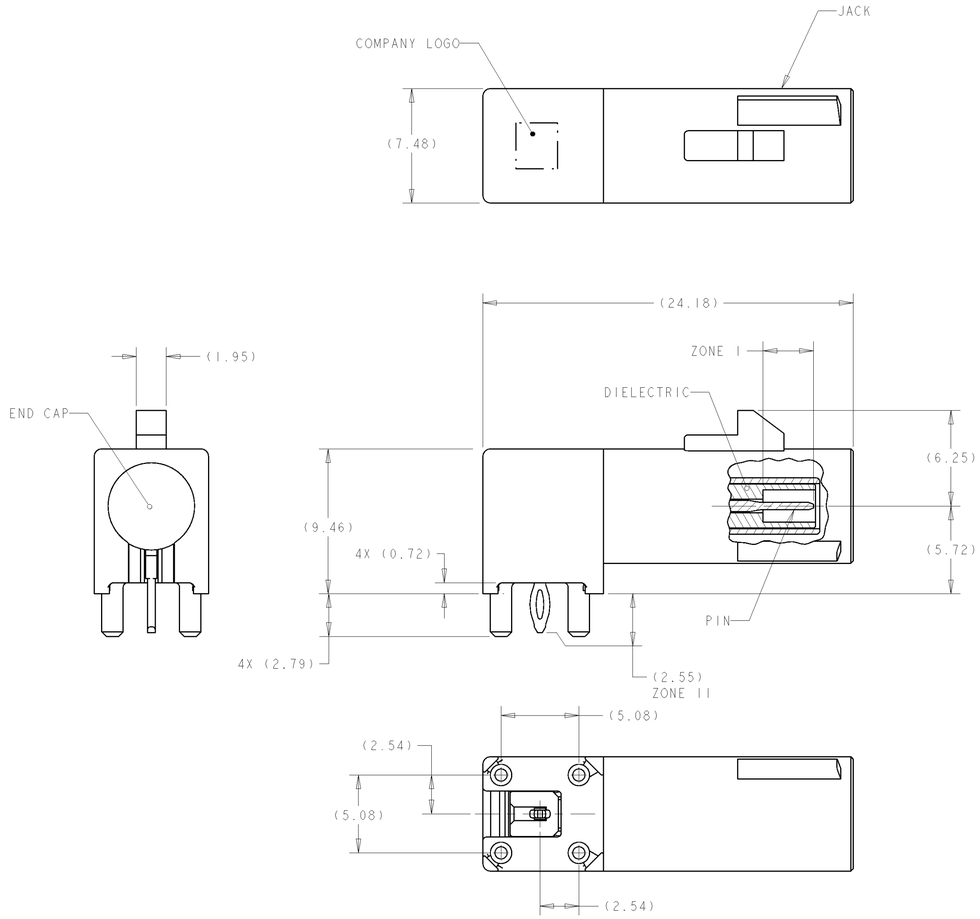

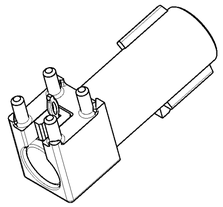

REF VIEW
SCALE 3:1

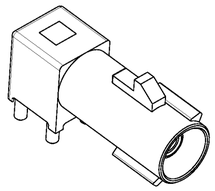

REF VIEW
SCALE 3:1

1. MATERIAL:
   JACK & END CAP: ZINC
   PIN: BRASS
   DIELECTRIC: PCT

2. DATUMS AND DIMENSION ESTABLISHED BY CUSTOMER RELATIVE TO LOCATION ON PCB.

3. JACK INTERFACE PER SAE/USCAR-18, FAKRA SMB RF CONNECTOR SUPPLEMENT)

4. FINISH:
   JACK: 2.0um MIN THICK TIN OVER 1.52µm MIN NICKEL OVER COPPER FLASH
   PIN: 0.76µm MIN GOLD IN ZONE I, 2.5µm MIN TIN IN ZONE II
   ALL OVER 2.0µm MIN NICKEL
   END CAP: 2.54µm MINIMUM BRIGHT TIN OVER MATTE COPPER FLASH

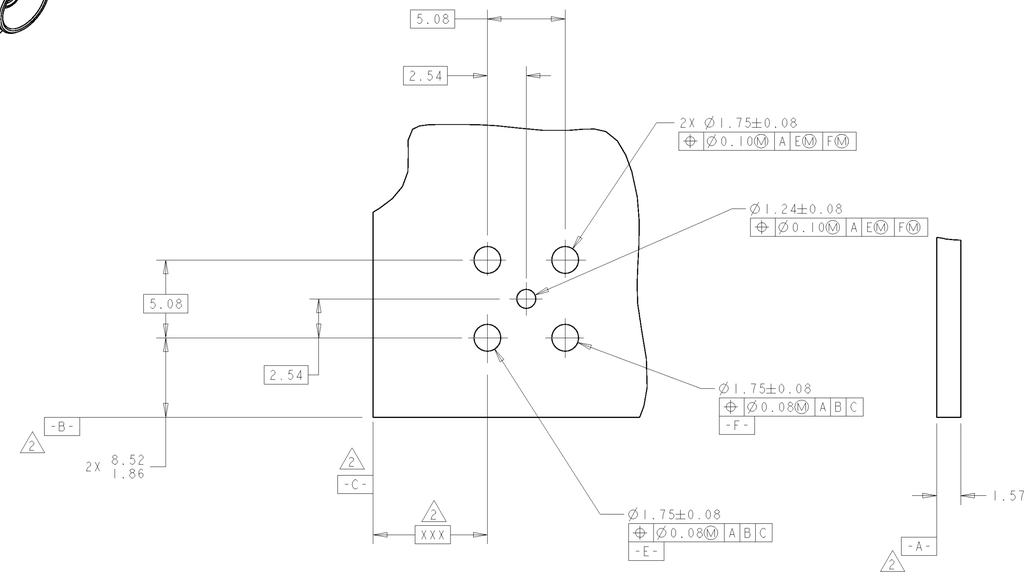

RECOMMENDED PC BOARD
LAYOUT
SCALE 5:1

KEY CODE

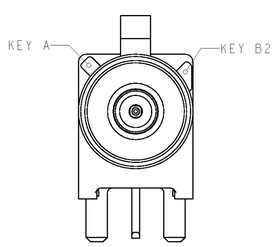

KEY CODE B
SCALE 5:1

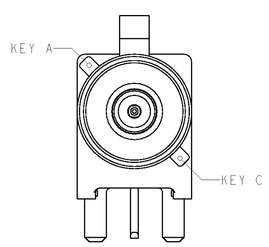

KEY CODE C
SCALE 5:1

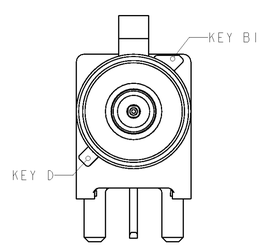

KEY CODE G
SCALE 5:1

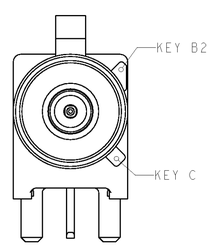

KEY CODE H
SCALE 5:1

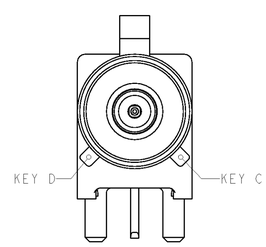

KEY CODE K
SCALE 5:1

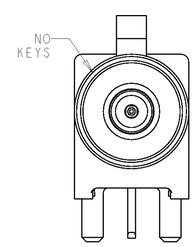

KEY CODE Z
SCALE 5:1

KEY CODE (SEE TABLE)	PART NUMBER
Z	2-776865-1
K	1-776865-0
H	776865-8
G	776865-7
C	776865-3
B	776865-2

THIS DRAWING IS A CONTROLLED DOCUMENT FOR TYCO ELECTRONICS CORPORATION. IT IS SUBJECT TO CHANGE AND THE CORPORATE ENGINEERING ORGANIZATION SHOULD BE CONTACTED FOR THE LATEST REVISION.

DIMENSIONS: mm

TOLERANCES UNLESS OTHERWISE SPECIFIED:
0 PLC ±-
1 PLC ±-
2 PLC ±-
3 PLC ±-
4 PLC ±-
ANGLES ±-

MATERIAL 1

FINISH 4

DWN	H. MOLL	24AUG2005
CHK	J. HALL	29AUG2005
APVD	J. HALL	29AUG2005

PRODUCT SPEC -

APPLICATION SPEC 114-13161

WEIGHT -

Tyco Electronics
Tyco Electronics
Harrisburg, PA 17105-3608

NAME
JACK ASSEMBLY,
0 DEGREE, FAKRA, 1 POSITION,
RIGHT ANGLE, PCB

SIZE	CAGE CODE	DRAWING NO	RESTRICTED TO
A1	00779	C-776865	-

CUSTOMER DRAWING

SCALE	SHEET	OF	REV
4:1	1	1	E2