

Halogen free

NOTE:

- MATERIAL
  - HOUSING/ACTUATOR:THERMOPLASTIC RESIN,UL94V-0,BLACK
  - TERMINAL:COPPER ALLOY,T=0.15
  - LOCK TERMINAL:COPPER ALLOY,T=0.12
  - GROUND TERMINLA:COPPER ALLOY,T=0.12
- FINISH
  - TERMINAL:Au FLASH ON ALL OVER Ni UNDER PLATING.
  - LOCK TERMINAL:MATTE TIN IN ALL OVER Ni UNDER PLATING.
  - GROUND TERMINAL:MATTE TIN ON ALL OVER Ni UNDER PATING.
- CO-PLANARITY:0.10 MAX.
- THICKNESS OF A METAL MASK:0.1MM
- FFC/FPC WITH SHIELDED
  - DIFFERENTIAL IMPEDANCE:100±10Ω @0.33t

- OTHER
 

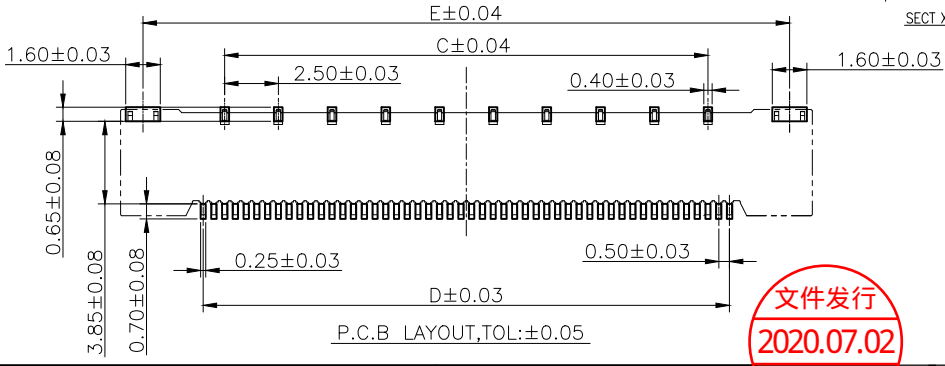
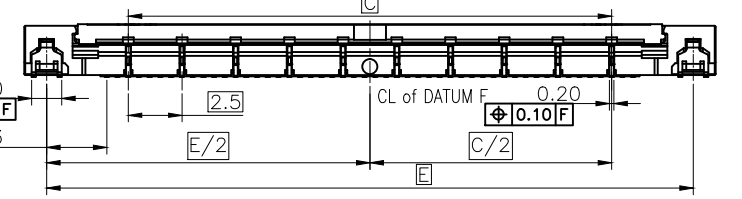
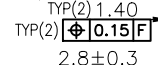
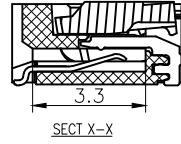
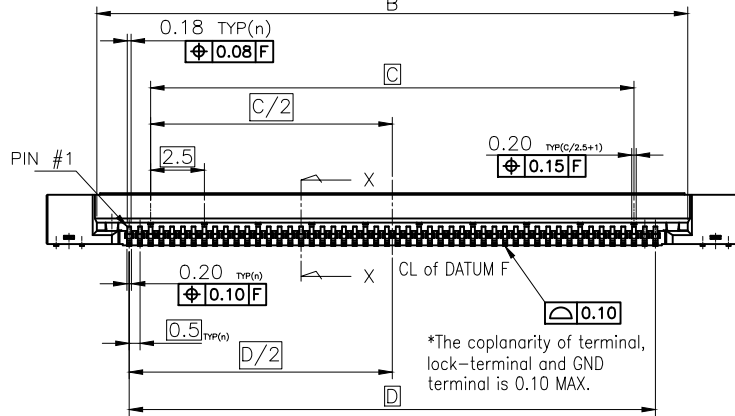
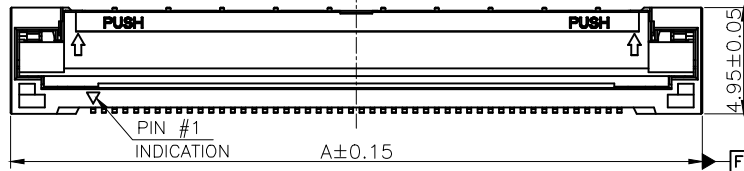
THIS PRODUCT MEETS EUROPEAN UNION DIRECTIVES AND OTHER COUNTRY REGULATIONS AS DESCRIBED IN GS-47-0004
- PART NO.:
 

F308-1B7\*1-210\*\*-E200 (The high-speed version,With convex hull)

REV.	ECR/ECN No.	DESCRIPTION	DRAWN/DATE	CHECKED/DATE	APPROVED/DATE
A	/	New release	May 2019-06-10	Rain 2019-06-10	Leo 2019-06-10
B	/	Add plating Part No.	Shuhong Chen 2020-03-03	Rain 2020-03-03	Leo 2020-03-03
C	/	Update the format	Shuhong Chen 2020-06-22	Rain 2020-06-22	Leo 2020-06-22

DIMENSION LIST:

NO. OF POSITIONS	A	B	C	D	E	F	G
06	10.2	5.5	2.5	2.5	8.1	5.44	3.3
08	11.2	6.5	2.5	3.5	9.1	6.44	4.3
09	11.7	7.0	2.5	4.0	9.6	6.94	4.8
10	12.2	7.5	2.5	4.5	10.1	7.44	5.3
14	14.2	9.5	2.5	6.5	12.1	9.44	7.3
16	15.2	10.5	2.5	7.5	13.1	10.44	8.3
20	17.2	12.5	2.5	9.5	15.1	12.44	10.3
22	18.2	13.5	2.5	10.5	16.1	13.44	11.3
24	19.2	14.5	2.5	11.5	17.1	14.44	12.3
26	20.2	15.5	2.5	12.5	18.1	15.44	13.3
30	22.2	17.5	2.5	14.5	20.1	17.44	15.3
32	23.2	18.5	2.5	15.5	21.1	18.44	16.3
35	24.7	20.0	2.5	17.0	22.6	19.94	17.8
40	27.2	22.5	2.5	19.5	25.1	22.44	20.3
41	27.7	23.0	2.5	20.0	25.1	22.94	20.8
50	32.2	27.5	2.5	24.5	30.1	27.44	25.3
60	37.2	32.5	2.5	29.5	35.1	32.44	30.3
65	39.7	35.0	2.5	32.0	37.6	34.94	32.8
68	41.2	36.5	2.5	33.5	39.1	36.44	34.3



UNLESS OTHERWISE SPECIFIED TOLERANCES		ANGLE OF PROJECTION		 Amphenol AORORA Technology (Huizhou) Co.,Ltd	
X.	±0.30	X. °	± 5'		
X.X	±0.25	X.X °	± 4'	DOC TYP Customer Drw TITLE: Assembly Drawing For 0.50mm pitch Auto lock conn.	
X.XX	±0.20	X.XX °	± 3'		
X.XXX	±0.15	X.XXX °	± 2'	PART NUMBER: A4 F308-1B7*1-210**-E200	
LINEAR DIMS		ANGLES DIMS			
DWG NO.:	A-S0551	DRAWN DATE:	Shuhong Chen 2020-06-22	SCALE	3:1
MATERIAL	SEE NOTES	DESIGN DATE:	Shuhong Chen 2020-06-22	UNIT	mm
FINISHED	SEE NOTES	CHECKED DATE:	Rain 2020-06-22	SHEET	1 OF 3
		APPROVED DATE:	Leo 2020-06-22		

文件发行  
2020.07.02  
Aorora

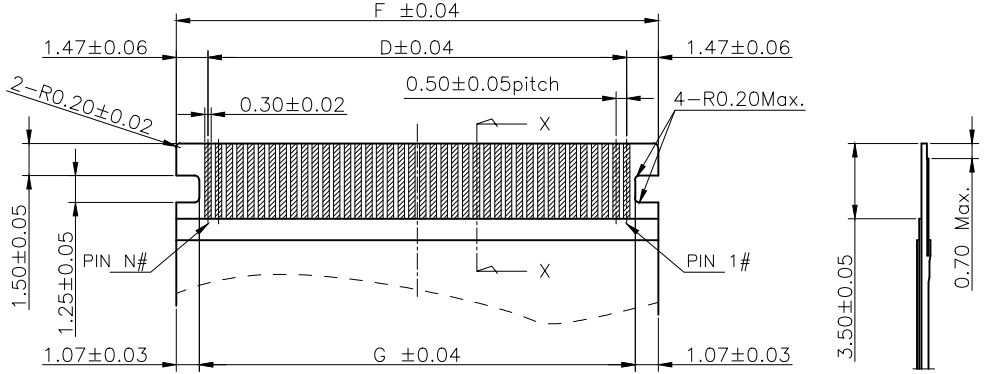
This document is the property of and embodies CONFIDENTIAL and PROPRIETARY information of AORORA. No part of the information shown on this document may be used in any way or disclosed to others without the written consent of AORORA. © 2019 AORORA

Amphenol AORORA

This document is the property of and embodies CONFIDENTIAL and PROPRIETARY information of AOR. No part of the information shown on this document may be used in any way or disclosed to others without the written consent of AOR. © 2019 AOR

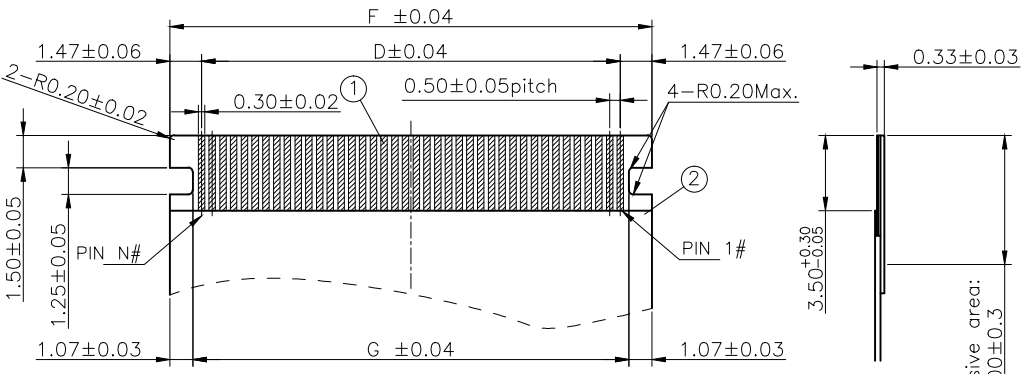


FFC PATTERN DIMENSION



NO	COMPONENT NAME	MATERIAL	FINISH
1	CONDUCTOR	COPPER ALLOY	0.05um Min. Au plating, over 0.5Ni um plating
2	INSULATION FILM	OPTIONAL	
3	STIFFENER BOARD	OPTIONAL	Prohibition of multilayer construction of thin material
4	GROUND PLATE	MATAL FILM	Sn plating
5	Intermediate layer	OPTIONAL	
6	GROUND PLATE	MATAL FILM	

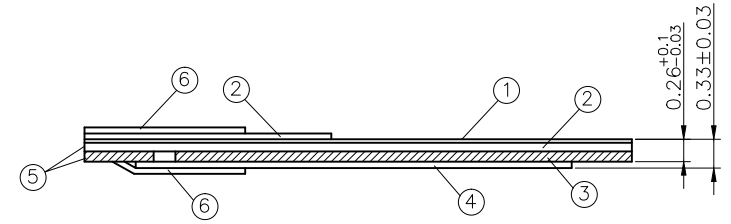
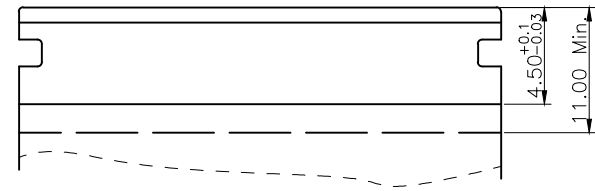
RECOMMENDED FFC TYPE-1 DIMENSION (WITH SHIELDED)



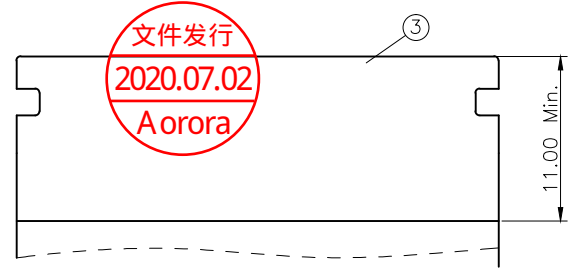
RECOMMENDED FFC TYPE-2 DIMENSION

NO	COMPONENT NAME	MATERIAL	FINISH
1	CONDUCTOR	COPPER ALLOY	0.05um Min. Au plating, over 0.5Ni um
2	INSULATION FILM	OPTIONAL	
3	STIFFENER BOARD	OPTIONAL	Prohibition of multilayer construction of thin material

REV.	ECR/ECN No.	DESCRIPTION	DRAWN/DATE	CHECKED/DATE	APPROVED/DATE
A	/	New release	May 2019-06-10	Rain 2019-06-10	Leo 2019-06-10
B	/	Add plating Part No.	Shuhong Chen 2020-03-03	Rain 2020-03-03	Leo 2020-03-03
C	/	Update the format	Shuhong Chen 2020-06-22	Rain 2020-06-22	Leo 2020-06-22



REFERENCE FFC SECT. X-X

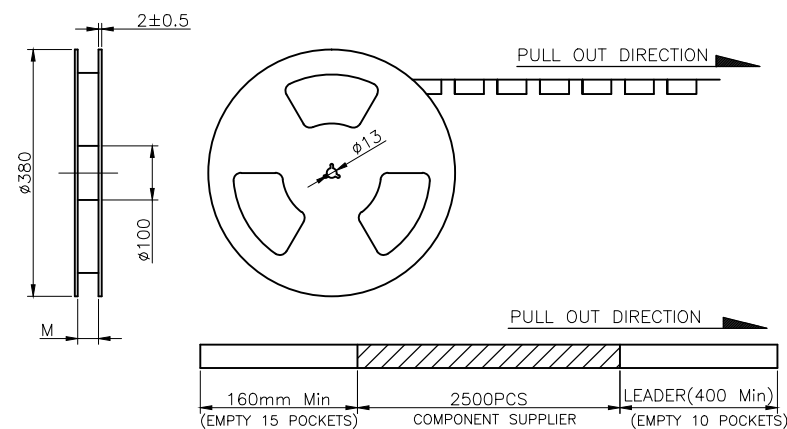
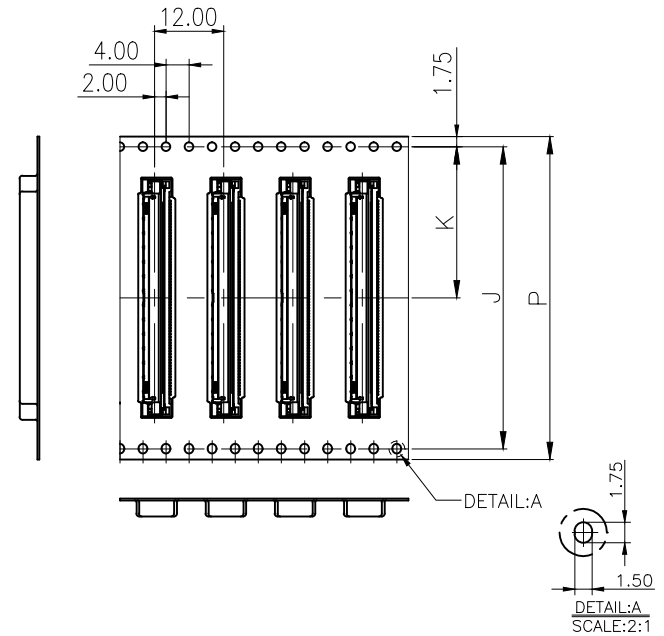


UNLESS OTHERWISE SPECIFIED TOLERANCES			ANGLE OF PROJECTION		Amphenol AORORA	
X.	±0.30	X. ° ± 5'			Amphenol Aorora Technology (Huizhou) Co.,Ltd TITLE: Assembly Drawing For 0.50mm pitch Auto lock conn.	
X.X	±0.25	X.X ° ± 4'				
X.XX	±0.20	X.XX ° ± 3'	DOC TYP Customer Drw		PART NUMBER:	
X.XXX	±0.15	X.XXX ° ± 2'	DRAWN DATE Shuhong Chen 2020-06-22	CHECKED DATE Rain 2020-06-22	APPROVED DATE Leo 2020-06-22	SCALE 3:1
LINEAR DIMS	ANGLES DIMS		DESIGN DATE Shuhong Chen 2020-06-22	CHECKED DATE Rain 2020-06-22	APPROVED DATE Leo 2020-06-22	UNIT : mm
DWG NO.: A-S0551	SEE NOTES	SEE NOTES	MATERIAL		SHEET 2 OF 3	
FINISHED	SEE NOTES	SEE NOTES	APPROVED DATE Leo 2020-06-22		PART NUMBER: F308-1B7*1-210**-E200	

- NOTES:
- MATERIAL:
    - CARRY TAPE:HIPS,T=0.40,CLEAR
    - REEL:HIPS,
    - SHIM:PE,CLEAR.
  - PRIMARY PACKING:1500PCS/REEL.
  - SECONDARY PACKING:SEE PACKING LIST
  - PEELING RESISTANCE: 0.4~1.4N(40~140gf); PEELING ANGLE: 165°~180°; PEELING SPEED: 300mm/minutes.

1. PACKING INTO REEL:

PULL OUT DIRECTION

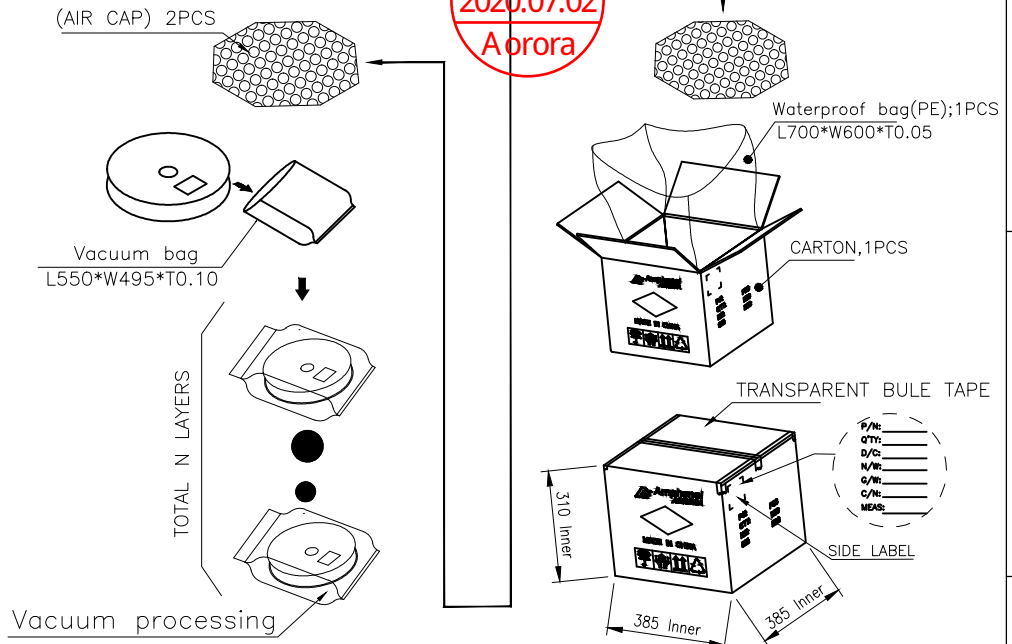


REV.	ECR/ECN No.	DESCRIPTION	DRAWN/DATE	CHECKED/DATE	APPROVED/DATE
A	/	New release	May 2019-06-10	Rain 2019-06-10	Leo 2019-06-10
B	/	Add plating Part No.	Shuhong Chen 2020-03-03	Rain 2020-03-03	Leo 2020-03-03
C	/	Update the format	Shuhong Chen 2020-06-22	Rain 2020-06-22	Leo 2020-06-22

5. QTY. LIST:

DIM	NO.	6~16pin	20~26pin	30~40pin	50~68pin
P	24.00	32.00	44.00	56.00	
J	20.40	28.4	40.40	52.40	
K	11.5	14.20	20.2	26.2	
L	25.5	33.5	45.5	57.5	
N	10	8	6	5	
TOTAL(PCS)		25,000	20,000	15,000	12,500

2:PACKING INTO OUTER BOX



This document is the property of and embodies CONFIDENTIAL and PROPRIETARY information of AOR. No part of the information shown on this document may be used in any way or disclosed to others without the written consent of AOR. © 2019 AOR



UNLESS OTHERWISE SPECIFIED TOLERANCES				ANGLE OF PROJECTION		Amphenol AORORA	
X.	±0.30	X. °	± 5'			Amphenol Aorora Technology (Huizhou) Co.,Ltd	
X.X	±0.25	X.X °	± 4'				
X.XX	±0.20	X.XX °	± 3'	DOC TYP	Customer Drw	TITLE: Assembly Drawing For 0.50mm pitch Auto lock conn.	
X.XXX	±0.15	X.XXX °	± 2'	DRAWN DATE	Shuhong Chen 2020-06-22	SIZE	A4
LINEAR DIMS		ANGLES DIMS		DESIGN DATE	Shuhong Chen 2020-06-22	PART NUMBER:	F308-1B7*1-210**-E200
DWG NO.:	A-S0551			CHECKED DATE	Rain 2020-06-22	REV.	C
MATERIAL	SEE NOTES			APPROVED DATE	Leo 2020-06-22	SCALE	1:1
FINISHED	SEE NOTES					UNIT : mm	SHEET 3 OF 3