

NOTES:

1. MATERIALS AND FINISHES:
 FERRULE - BRASS, NICKEL PLATING
 RETAINER RING - BRASS, NICKEL PLATING
 SPRING - BeCu, NICKEL PLATING
 CONTACT PIN - BRASS, GOLD PLATING
 BODY - BRASS, NICKEL PLATING
 INSULATOR & SLEEVE - DELRIN, NATURAL
 GASKET - SILICONE RUBBER, RED
 COUPLING NUT - BRASS, NICKEL PLATING

2. ELECTRICAL:
 A. IMPEDANCE: 75 OHM, NOMINAL
 B. FREQUENCY RANGE: DC TO 3 GHz
 C. D.W.V: 1500 VRMS, MIN.

3. MECHANICAL:
 A. DURABILITY: 500 CYCLES MIN.
 B. TEMPERATURE RANGE: -40°C TO +85°C

4. CRIMPED FERRULE HEX. CRIMP SIZE .178"

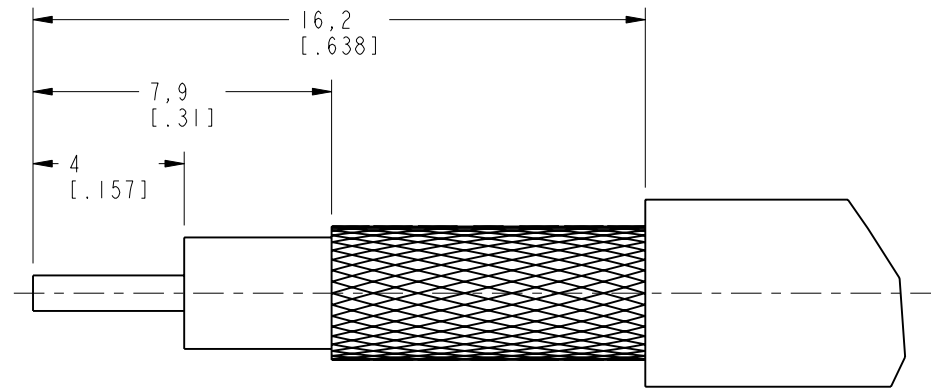
5. CRIMPED CONTACT PIN HEX. CRIMP SIZE .068" OR SOLDER

6 SHOWS CABLE ENTRY DIMENSIONS.

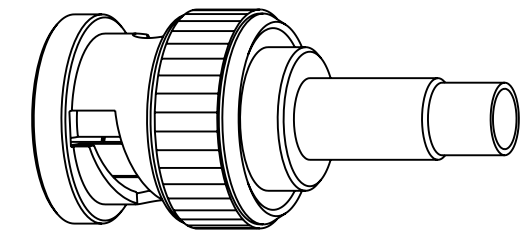
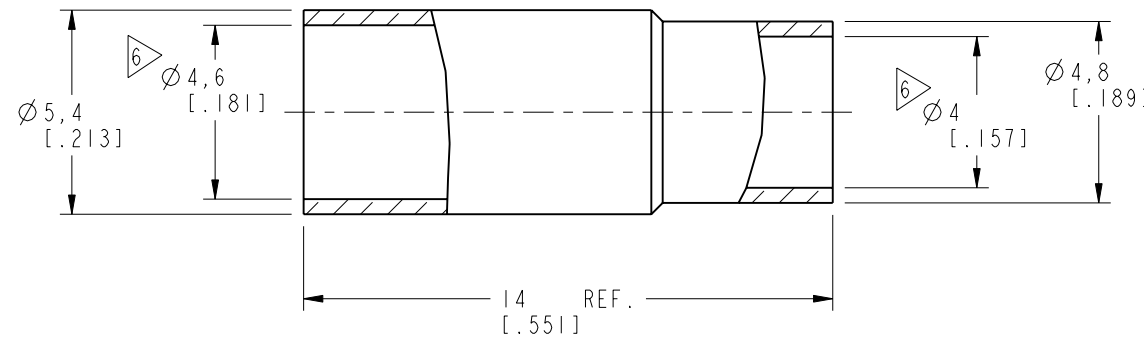
THIRD ANGLE PROJ.

REVISIONS

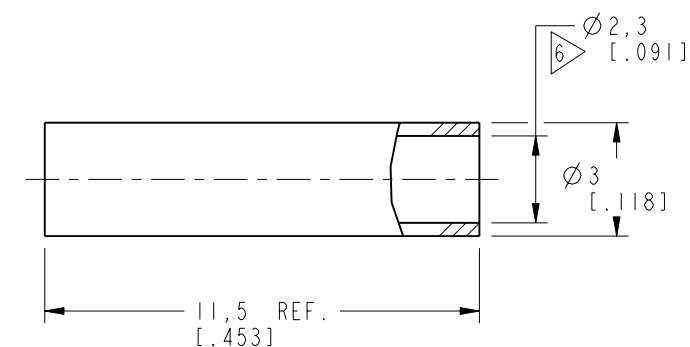
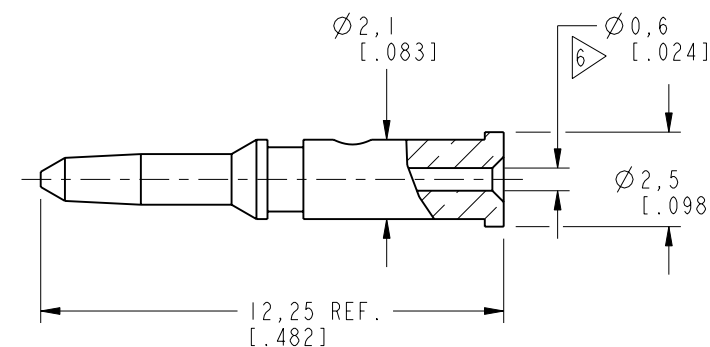
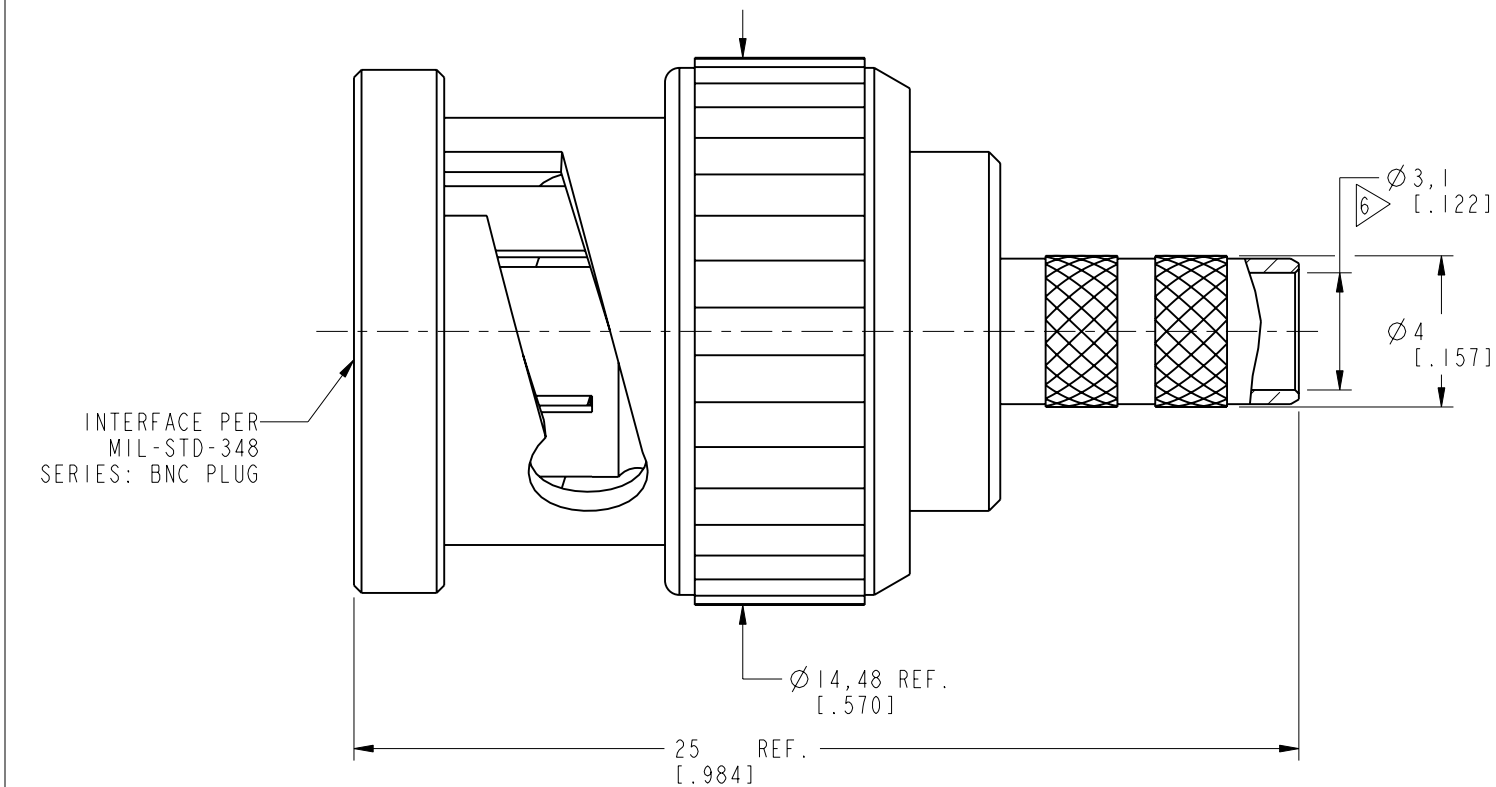
REV	DESCRIPTION	DATE	ECN	APPR
NC	INITIAL RELEASE	22-May-03	-----	GRS
A	CORRECT PN & DESCRIPTION	18-May-05	-----	GRS
B	ADD "75 OHM" TO DESCRIPTION	24-Oct-06	-----	GRS
C	REVISE NOTE 4 TO .178" HEX CRIMP	27-Oct-08	-----	GRS
D	REMOVED THE STAMP, PART NO. WAS CHANGED TO "112556"	16-Apr-19	11244	SH



RECOMMENDED CABLE STRIPPING DIM'S



SCALE 2.000



CUSTOMER OUTLINE DRAWING

ALL OTHER SHEETS ARE FOR INTERNAL USE ONLY

UNLESS OTHERWISE SPECIFIED, DIMENSIONS ARE IN METRIC AND TOLERANCES ARE:
 <0.5mm ±0.05mm 0.5 - 6mm ±0.1mm 6 - 30mm ±0.2mm 30 - 120mm ±0.3mm ANGLES ±1°

NOTICE - These drawings, specifications, or other data (1) are, and remain the property of Amphenol corp. (2) must be returned upon request; and (3) are confidential and not to be disclosed to any person other than those to whom they are given by Amphenol Corp. the furnishing of these drawings, specifications, or other data by Amphenol Corp., or to any other person to anyone for any purpose is not to be regarded by implication or otherwise in any manner licensing, granting rights to permitting such holder or any other person to manufacture, use or sell any product, process or design, patented or otherwise, that may in any way be related to or disclosed by said drawings, specifications, or other data.

MATERIAL	-
REFERENCE	-
EAR#	
REF:	
CONFIGURATION LEVEL:	In Work
FINISH	

DRAWN	M. ZHANG	DATE	15-Apr-19
ENGINEER	ROBIN	DATE	05-Jul-00
APPROVED	S.HSIEH	DATE	15-Apr-19
CAD FILE			

TITLE	
BNC CRIMP PLUG - 75 OHM (FOR B573945, MINI MAX 500 CABLE)	
SCALE: 5.0:1.0	SHEET 2 OF 2
DWG SIZE	REV
B	D

Amphenol RF	
www.amphenolrf.com	
DRAWING NO. CN-BM73-18-ND3G-75	
ITEM NO. 011121AAZA3ND7F	
PART NO. 112556	