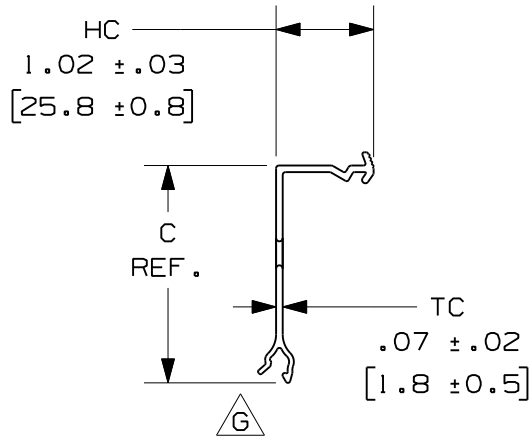
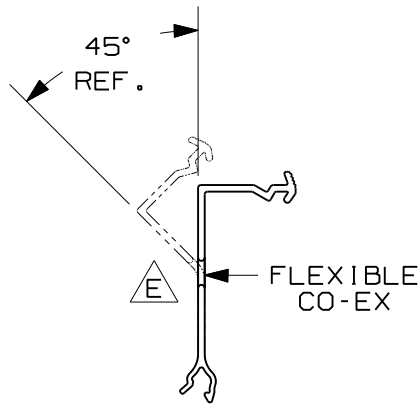



THIS COPY IS PROVIDED ON A RESTRICTED BASIS AND IS NOT TO BE USED IN ANY WAY DETRIMENTAL TO THE INTERESTS OF PANDUIT CORP.

PART NO. SYSTEM  
COVER EXAMPLE

△ C DRD C 4 LG 6

USED WITH DUCT HEIGHT: (4")  
COLOR (LIGHT GREY)  
LENGTH (6 FT)



- △ D NOTES:
1. TO BE USED WITH DRD DUCT. REFERENCE DRAWING # 39759-11.
  2. STANDARD LENGTH: 6 FT.
  3. SEE CURRENT CATALOG FOR PART NUMBER DESIGNATIONS FOR TYPE, COLOR, AND LENGTH.
  4. DIMENSIONS ARE INCHES (METRIC).

|       | △ B   | △ B         | △ F |
|-------|-------|-------------|-----|
| DUCT  | COVER | C REF.      |     |
| DRD22 | DRDC2 | 1.58 [40.1] |     |
| DRD33 | DRDC3 | 2.26 [57.4] |     |
| DRD44 | DRDC4 | 2.76 [70.1] |     |

CAD FILENAME/LAYERS D39759BG\_DC/03A

PANDUIT CORP. TINLEY PARK, ILLINOIS

WIRING DUCT  
DIN RAIL DUCT COVER  
( DRDC# ) CUSTOMER DRAWING

| REV | DATE    | BY   | CHK  | DESCRIPTION   | ECN      | R   | CUST | SUP |
|-----|---------|------|------|---|----------|-----|------|-----|
| 3   | 2/2/09  | JCST | MRJS | G. ADDED SPRING WALL TO CLAW LATCH                    | 39759-12 | HIW | HIW  |     |
| 2   | 12/5/08 | JCST | MRJS | F. CHANGED C DIMENSION<br>E. ADDED CO-EX              | 39759-12 | HIW | HIW  |     |
| --  | -----   | ---  | ---  | D. CHANGED NOTES<br>C. CHANGED PART NO SYSTEM EXAMPLE | -----    | --- | ---  |     |
| 1   | 9/18/08 | JCST | MRJS | B. CHANGED PART NUMBERS<br>A. CHANGE TITLE BLOCK      | 39759-12 | HIW | HIW  |     |
| R   | 6/12/08 | JCST | MRJS | DRAWING RELEASED TO PRODUCTION                        | 39759-12 | HIW | HIW  |     |

|  |               |   |                  |
|--|---------------|---|------------------|
| UNLESS OTHERWISE SPECIFIED, DIMENSIONAL TOLERANCES ARE:<br>(.X) ± .06 [1.6] (.XXX) ±<br>(.XX) ± .03 [0.8] ANGLES ± |               | UNLESS OTHERWISE SPECIFIED, ALL DIMENSIONS ARE GIVEN IN INCHES, THIRD ANGLE PROJECTION. |                  |
| DRAWN BY<br>JCST   | MAT'L:<br>PVC | SCALE<br>NONE   |                  |
| DATE<br>6/12/08  |               | DRAWING NO.<br>39759-12   | DWG<br>A<br>SIZE |
| CHK'D<br>JCST  |               |   |                  |