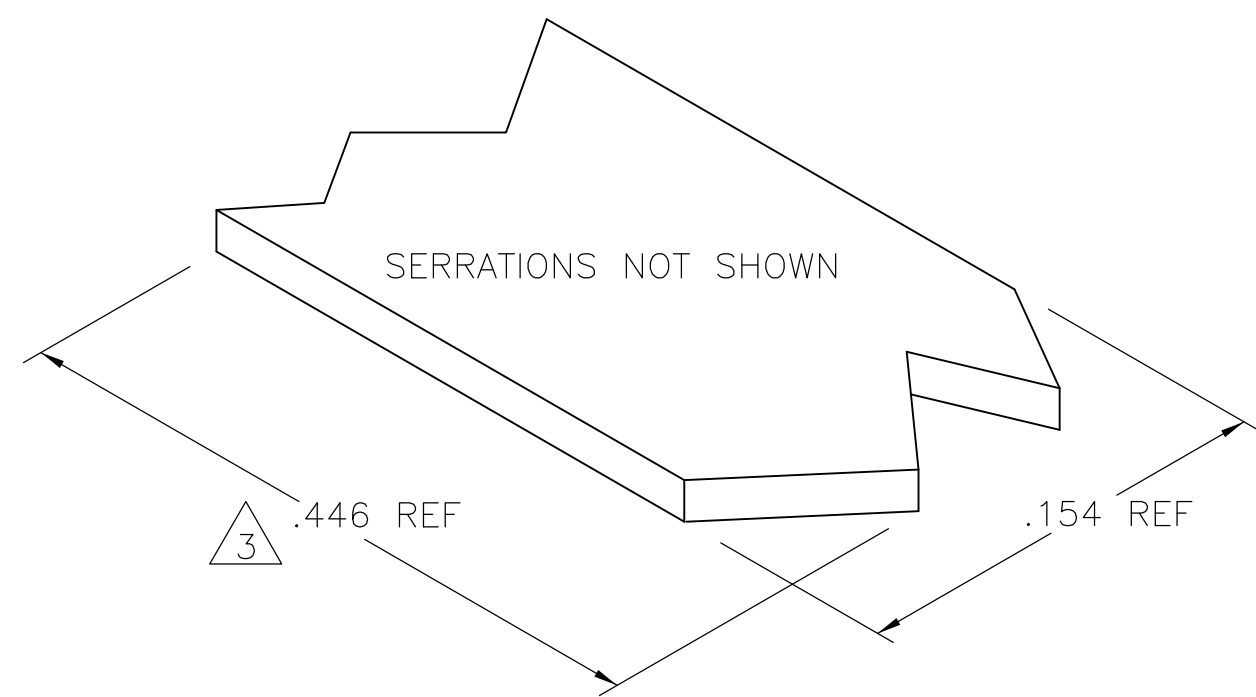
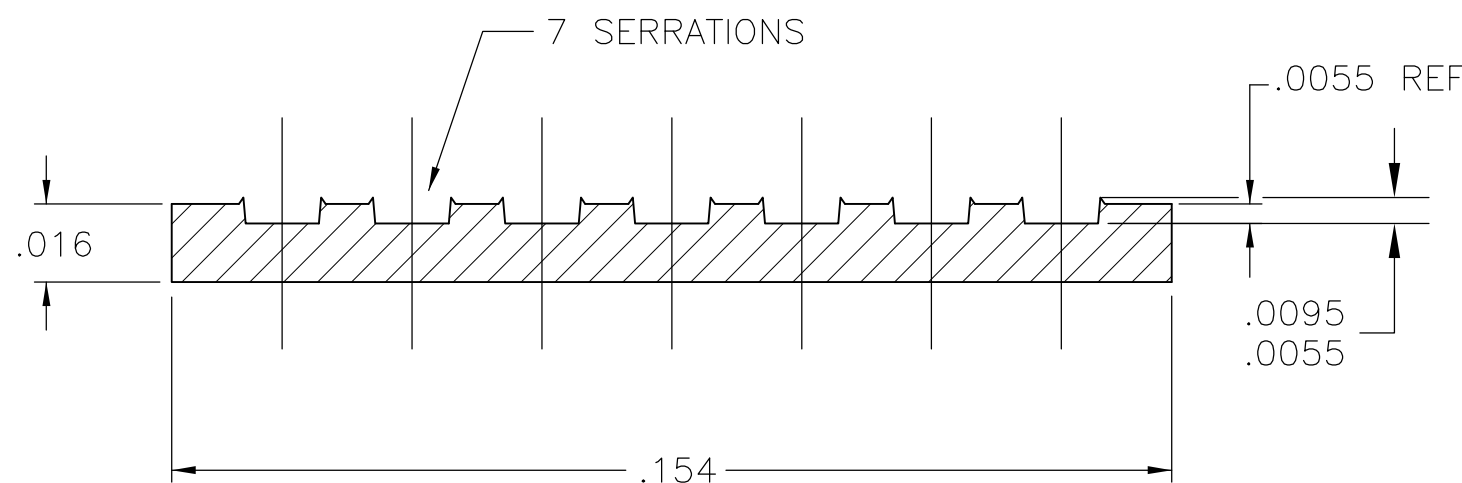


THIS DRAWING IS UNPUBLISHED. RELEASED FOR PUBLICATION
 © COPYRIGHT - BY TYCO ELECTRONICS CORPORATION. ALL RIGHTS RESERVED.

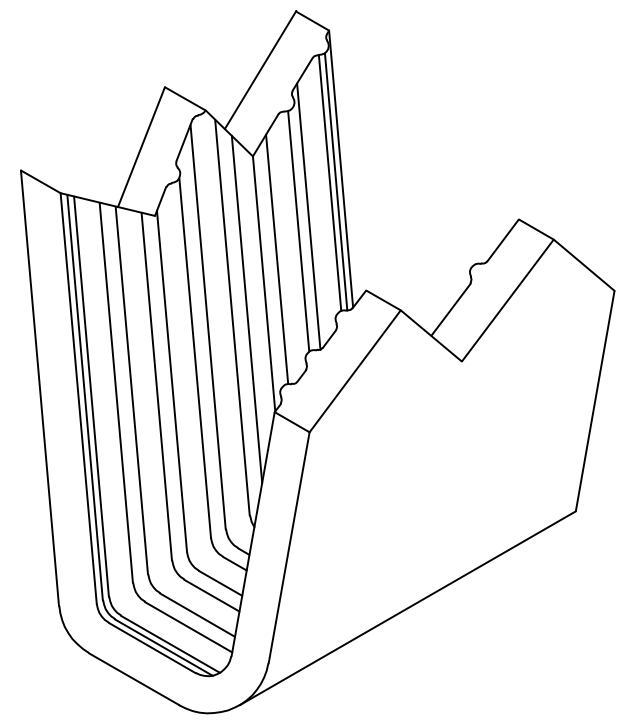
LOC	DIST	REVISIONS					
AF	50	P	LTR	DESCRIPTION	DATE	DWN	APVD
		01		REVISED PER ECR-07-017318	25JUL07	HMR	EH



- 1 CRIMPBAND MATERIAL PROVIDED IN CONTINUOUS STRIP.
- 2 REFERENCE DESCRIPTIVE PART NUMBER P1256R16B.
- 3 BLANK LENGTH DETERMINED BY 125 TOOLSET.



TYP. CROSS SECTION



PARTIAL FORMED VIEW (REF)
FORMED BY APPLICATION TOOLING

1601845-1
PART NUMBER

THIS DRAWING IS A CONTROLLED DOCUMENT.		DWN MICHAEL S. FEHER 16DEC2002	Tyco Electronics Corporation Harrisburg, PA 17105-3608	
DIMENSIONS: INCHES		CHK EDWARD HOWARD 16DEC2002	NAME EDWARD HOWARD 16DEC2002	
TOLERANCES UNLESS OTHERWISE SPECIFIED:		PRODUCT SPEC	CRIMPBAND, MTM	
0 PLC ± -		APPLICATION SPEC	SIZE	CAGE CODE
1 PLC ± -		—	A3	00779
2 PLC ± -		—	DRAWING NO	1601845
3 PLC ± .005		—	RESTRICTED TO	—
4 PLC ± -		—	SCALE	1:1
ANGLES ± -		WEIGHT	SHEET	1 OF 1
FINISH		CUSTOMER DRAWING	REV	01
MATERIAL UNS C26000 BRASS		NONE		