



Schottky Diode

$V_{RRM} = 200\text{ V}$


$I_{FAV} = 2 \times 45\text{ A}$

$V_F = 0.79\text{ V}$

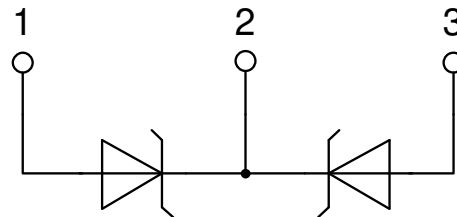
High Performance Schottky Diode
Low Loss and Soft Recovery
Common Cathode

Part number

DSA90C200HR



Backside: isolated



Features / Advantages:

- Very low V_f
- Extremely low switching losses
- Low I_{rm} values
- Improved thermal behaviour
- High reliability circuit operation
- Low voltage peaks for reduced protection circuits
- Low noise switching

Applications:

- Rectifiers in switch mode power supplies (SMPS)
- Free wheeling diode in low voltage converters

Package: ISO247

- Isolation Voltage: 3600 V~
- Industry standard outline
- RoHS compliant
- Epoxy meets UL 94V-0
- Soldering pins for PCB mounting
- Backside: DCB ceramic
- Reduced weight
- Advanced power cycling

Disclaimer Notice

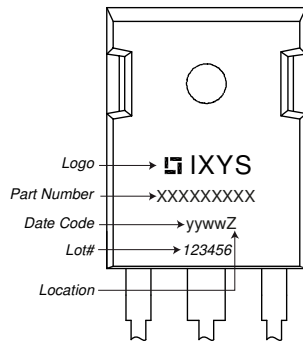
Information furnished is believed to be accurate and reliable. However, users should independently evaluate the suitability of and test each product selected for their own applications. Littelfuse products are not designed for, and may not be used in, all applications. Read complete Disclaimer Notice at www.littelfuse.com/disclaimer-electronics.



Schottky				Ratings			
Symbol	Definition	Conditions		min.	typ.	max.	Unit
V_{RSM}	max. non-repetitive reverse blocking voltage					200	V
V_{RRM}	max. repetitive reverse blocking voltage					200	V
I_R	reverse current, drain current	$V_R = 200\text{ V}$	$T_{VJ} = 25^\circ\text{C}$			2	mA
		$V_R = 200\text{ V}$	$T_{VJ} = 125^\circ\text{C}$			5	mA
V_F	forward voltage drop	$I_F = 45\text{ A}$	$T_{VJ} = 25^\circ\text{C}$			0.91	V
		$I_F = 90\text{ A}$				1.10	V
		$I_F = 45\text{ A}$	$T_{VJ} = 125^\circ\text{C}$			0.79	V
		$I_F = 90\text{ A}$				1.03	V
I_{FAV}	average forward current	$T_C = 145^\circ\text{C}$ rectangular $d = 0.5$	$T_{VJ} = 175^\circ\text{C}$			45	A
V_{F0}	threshold voltage	} for power loss calculation only				0.49	V
r_F	slope resistance					5.5	mΩ
R_{thJC}	thermal resistance junction to case					0.7	K/W
R_{thCH}	thermal resistance case to heatsink				0.25		K/W
P_{tot}	total power dissipation			$T_C = 25^\circ\text{C}$		215	W
I_{FSM}	max. forward surge current	$t = 10\text{ ms}; (50\text{ Hz}), \text{ sine}; V_R = 0\text{ V}$		$T_{VJ} = 45^\circ\text{C}$		600	A
C_J	junction capacitance	$V_R = 24\text{ V}$ $f = 1\text{ MHz}$		$T_{VJ} = 25^\circ\text{C}$		394	pF

Package ISO247		Ratings				
Symbol	Definition	Conditions	min.	typ.	max.	Unit
I_{RMS}	RMS current	per terminal ¹⁾			70	A
T_{VJ}	virtual junction temperature		-55		175	°C
T_{op}	operation temperature		-55		150	°C
T_{stg}	storage temperature		-55		150	°C
Weight				6		g
M_D	mounting torque		0.8		1.2	Nm
F_C	mounting force with clip		20		120	N
$d_{Spp/App}$	creepage distance on surface striking distance through air	terminal to terminal	2.7			mm
$d_{Spb/Apb}$		terminal to backside	4.1			mm
V_{ISOL}	isolation voltage	t = 1 second	3600			V
		t = 1 minute	3000			V

Product Marking



Part description

D = Diode
 S = Schottky Diode
 A = low VF
 90 = Current Rating [A]
 C = Common Cathode
 200 = Reverse Voltage [V]
 HR = ISO247 (3)

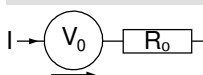
Ordering	Ordering Number	Marking on Product	Delivery Mode	Quantity	Code No.
Standard	DSA90C200HR	DSA90C200HR	Tube	30	508368

Similar Part	Package	Voltage class
DSSK60-02AR	ISOPLUS247 (3)	200
DSSK60-02A	TO-247AD (3)	200

Equivalent Circuits for Simulation

* on die level

$T_{VJ} = 175^{\circ}\text{C}$



Schottky

$V_{0\ max}$	threshold voltage	0.49	V
$R_{0\ max}$	slope resistance *	2.9	mΩ



Schottky

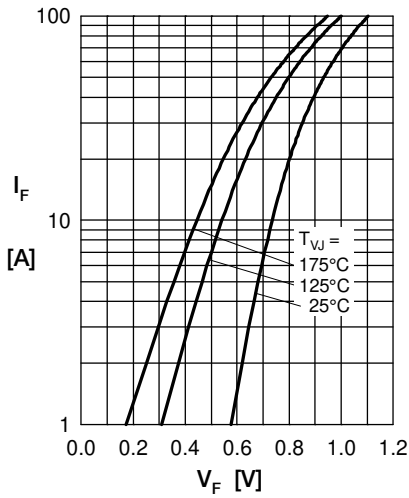


Fig. 1 Max. forward voltage drop characteristics

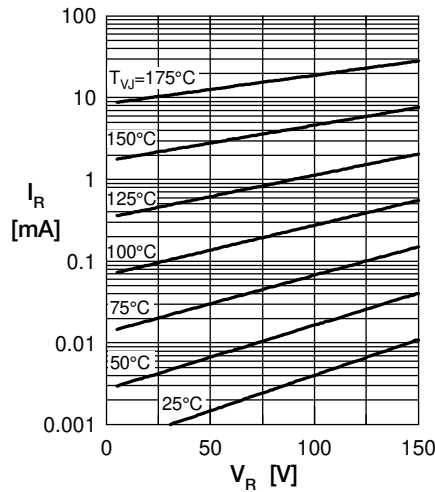


Fig. 2 Typ. reverse current I_R vs. reverse voltage V_R

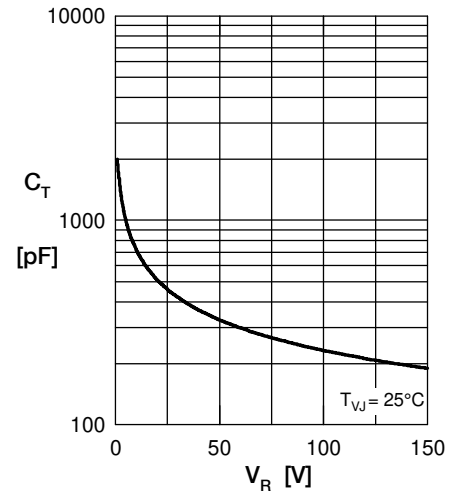


Fig. 3 Typ. junction capacitance C_T vs. reverse voltage V_R

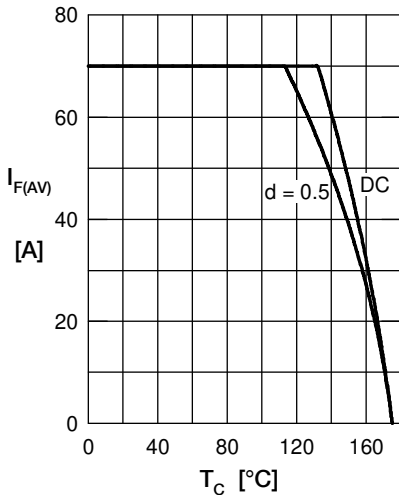


Fig. 4 Avg. forward current $I_{F(AV)}$ vs. case temp. T_C

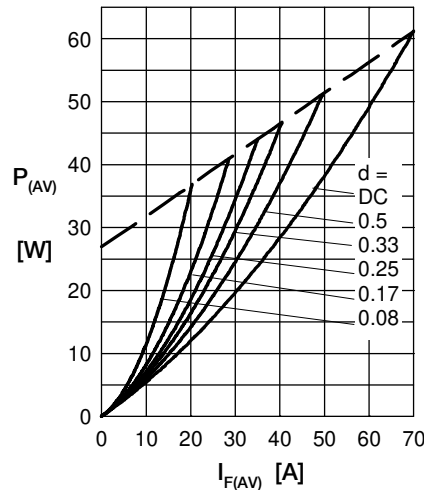


Fig. 5 Forward power loss characteristics

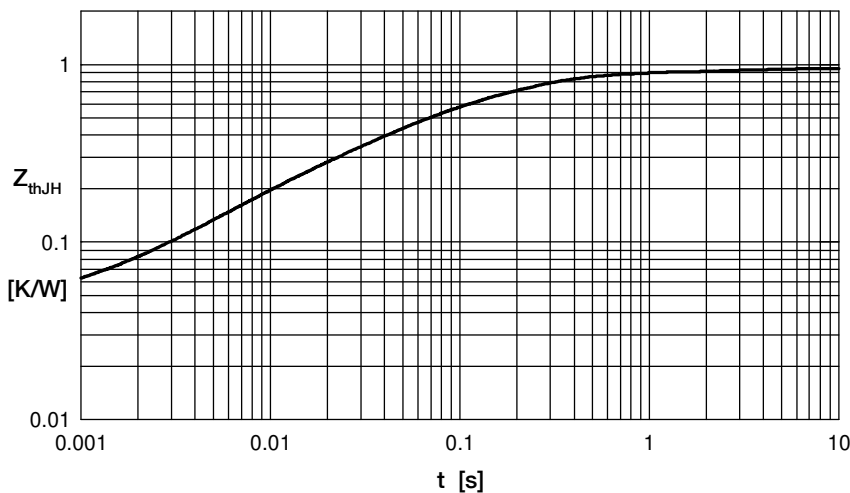


Fig. 6 Transient thermal impedance junction to heatsink

R_{thi}	t_i
0.041	0.0002
0.087	0.0065
0.258	0.037
0.486	0.182
0.078	2.43

Note: All curves are per diode