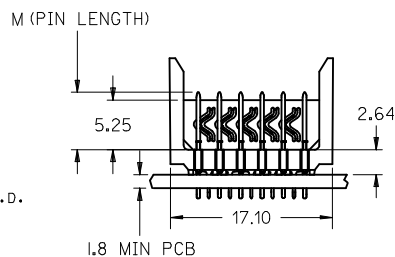
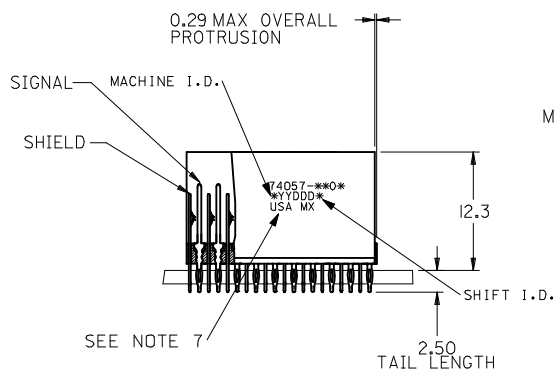


BACKPLANE HOLE PATTERN
RECOMMENDED DIMENSIONS



NOTES:

1. MATERIALS:
HOUSING - LIQUID CRYSTAL POLYMER (LCP),
GLASS-FILLED, UL 94V-0, COLOR: BLACK
SIGNAL PIN & SHIELD - COPPER ALLOY
2. FINISHES:
CONTACT AREA: SELECTIVE GOLD (Au)
PCB TAILS: SELECTIVE MATTE TIN (Sn)
NICKEL (Ni) OVERALL.
3. THIS PART CONFORMS TO MOLEX PRODUCT SPECIFICATION PS-74031-999
4. FOR MIXED CONTACT LENGTHS CONSULT MOLEX FOR AVAILABILITY
5. FOR SPECIFIC MATERIAL NUMBERS & MATING INFORMATION REFER TO SHEET 2
6. PACKAGE PER PK-74057-003
7. EITHER MARK PART WITH PART NUMBER & DATE CODE APPROXIMATELY WHERE SHOWN OR PLACE LABEL ON THE TUBE.
8. MAPS (MOLEX ADVANCED PLATING SYSTEM)

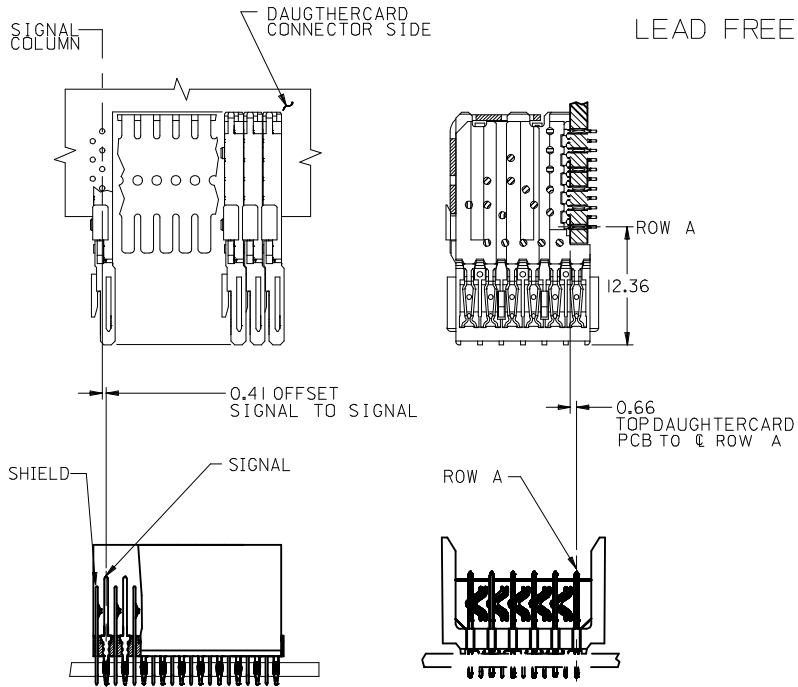
REV DIMENSION G11 EC NO: UCP2015-1477 DRWN:WOLFE 2014/10/09 CHKD:SYANG 2014/10/09 APPR:SMILLER 2014/10/17	QUALITY SYMBOLS ▽=0 ▽=0 ▽=0	GENERAL TOLERANCES (UNLESS SPECIFIED)		DIMENSION STYLE MM ONLY	SCALE 2.5:1	DESIGN UNITS METRIC	THIRD ANGLE PROJECTION
		4 PLACES ± --- ± ---	DRAWN BY MWANG	DATE 1998/11/09	VHDM 6 ROW OPEN END BACKPLANE SALES ASSEMBLY molex DOCUMENT NO. SD-74057-002 SHEET NO. 1 OF 2		
		3 PLACES ± --- ± ---	CHECKED BY JLAURX	DATE 1998/11/09			
		2 PLACES ± 0.25 ± ---	APPROVED BY SMILLER	DATE 2012/05/23			
1 PLACE ± 0.38 ± ---	MATERIAL NO.						
0 PLACE ± --- ± ---	ANGULAR ±1/2°		SIZE C	THIS DRAWING CONTAINS INFORMATION THAT IS PROPRIETARY TO MOLEX INCORPORATED AND SHOULD NOT BE USED WITHOUT WRITTEN PERMISSION			
DRAFT WHERE APPLICABLE MUST REMAIN WITHIN DIMENSIONS							

PART NUMBER	COLUMN	NUMBER OF SIGNAL PIN	NUMBER OF SHIELD	A	B	M	GOLD THICKNESS MICROMETER	TIN THICKNESS MICROMETER
74057-6001							0.25 MAPS	
74057-9001	10	60	10	20.00	18.00		0.76	
74057-9006							1.27	
74057-6501							0.25 MAPS	
74057-9501	15	90	15	30.00	28.00	4.75	0.76	
74057-9506							1.27	
74057-7001							0.25 MAPS	
74057-8501	25	150	25	50.00	48.00		0.76	
74057-8506							1.27	
74057-6002	10	60	10	20.00	18.00		0.25 MAPS	
74057-9002							0.76	
74057-9007							1.27	
74057-6502							0.25 MAPS	
74057-9502	15	90	15	30.00	28.00	6.25	0.76	
74057-9507							1.27	
74057-7002	25	150	25	50.00	48.00		0.25 MAPS	
74057-8502							0.76	
74057-8507							1.27	
74057-6003							0.25 MAPS	
74057-9003	10	60	10	20.00	18.00		0.76	
74057-9008							1.27	
74057-6503							0.25 MAPS	
74057-9503	15	90	15	30.00	28.00	4.25	0.76	
74057-9508							1.27	
74057-7003	25	150	25	50.00	48.00		0.25 MAPS	
74057-8503							0.76	
74057-8508							1.27	
74057-6004							0.25 MAPS	
74057-9004	10	60	10	20.00	18.00		0.76	
74057-9009							1.27	
74057-6504							0.25 MAPS	
74057-9504	15	90	15	30.00	28.00	5.15	0.76	
74057-9509							1.27	
74057-7004							0.25 MAPS	
74057-8504	25	150	25	50.00	48.00		0.76	
74057-8509							1.27	

PART NUMBER	COLUMN	NUMBER OF SIGNAL PIN	NUMBER OF SHIELD	A	B	M	GOLD THICKNESS MICROMETER	TIN THICKNESS MICROMETER
74057-1001							0.76	
74057-1006	10	60	10	20.00	18.00		1.27	
74057-1501							0.76	
74057-1506	15	90	15	30.00	28.00	4.75	1.27	
74057-2501							0.76	
74057-2506	25	150	25	50.00	48.00		1.27	
74057-1002	10	60	10	20.00	18.00		0.76	
74057-1007							1.27	
74057-1502	15	90	15	30.00	28.00	6.25	0.76	
74057-1507							1.27	
74057-2502	25	150	25	50.00	48.00		0.76	
74057-2507							1.27	
74057-1003	10	60	10	20.00	18.00		0.76	
74057-1008							1.27	
74057-1503						4.25	0.76	
74057-1508	15	90	15	30.00	28.00		1.27	
74057-2503							0.76	
74057-2508	25	150	25	50.00	48.00		1.27	
74057-1004	10	60	10	20.00	18.00		0.76	
74057-1009							1.27	
74057-1504	15	90	15	30.00	28.00	5.15	0.76	
74057-1509							1.27	
74057-2504							0.76	
74057-2509	25	150	25	50.00	48.00		1.27	

LEAD FREE
(FORMERLY TIN/LEAD) CHART

LEAD FREE CHART



74057 - * * 0 *

NUMBER OF COLUMNS/PLATING ——— PIN HEIGHT
 10 = 10 COLUMN MATTE TIN (FORMERLY TIN/LEAD) 1 & 6 = 4.75
 15 = 15 COLUMN MATTE TIN (FORMERLY TIN/LEAD) 2 & 7 = 6.25
 25 = 25 COLUMN MATTE TIN (FORMERLY TIN/LEAD) 3 & 8 = 4.25
 60 = 10 COLUMN MATTE TIN (MAPS) 4 & 9 = 5.15
 65 = 15 COLUMN MATTE TIN (MAPS)
 70 = 25 COLUMN MATTE TIN (MAPS)
 90 = 10 COLUMN MATTE TIN
 95 = 15 COLUMN MATTE TIN
 85 = 25 COLUMN MATTE TIN

SEE SHEET 1 EC NO: UCP2015-1477 DRAWN BY: DRWINWOLFE 2014/10/09 CHECKED BY: CHKD:SYANG 2014/10/09 APPR:SMILLER 2014/10/17	QUALITY SYMBOLS ▽=0 ▽=0 ▽=0	GENERAL TOLERANCES (UNLESS SPECIFIED)	DIMENSION STYLE MM ONLY	SCALE 2.5:1	DESIGN UNITS METRIC	THIRD ANGLE PROJECTION																
		<table border="1"> <thead> <tr> <th></th> <th>mm</th> <th>INCH</th> </tr> </thead> <tbody> <tr><td>4 PLACES</td><td>± ---</td><td>± ---</td></tr> <tr><td>3 PLACES</td><td>± ---</td><td>± ---</td></tr> <tr><td>2 PLACES</td><td>± 0.25</td><td>± ---</td></tr> <tr><td>1 PLACE</td><td>± 0.38</td><td>± ---</td></tr> <tr><td>0 PLACE</td><td>± ---</td><td>± ---</td></tr> </tbody> </table>		mm	INCH	4 PLACES	± ---	± ---	3 PLACES	± ---	± ---	2 PLACES	± 0.25	± ---	1 PLACE	± 0.38	± ---	0 PLACE	± ---	± ---	DRAWN BY DATE MWANG 1998/11/09	TITLE VHDM 6 ROW OPEN END BACKPLANE SALES ASSEMBLY
	mm	INCH																				
4 PLACES	± ---	± ---																				
3 PLACES	± ---	± ---																				
2 PLACES	± 0.25	± ---																				
1 PLACE	± 0.38	± ---																				
0 PLACE	± ---	± ---																				
DRAFT WHERE APPLICABLE MUST REMAIN WITHIN DIMENSIONS		ANGULAR ±1/2°	SEE TABLE	THIS DRAWING CONTAINS INFORMATION THAT IS PROPRIETARY TO MOLEX INCORPORATED AND SHOULD NOT BE USED WITHOUT WRITTEN PERMISSION																		