

## High-current terminal block - PTPOWER 50-3L/N-F - 3260058

Please be informed that the data shown in this PDF Document is generated from our Online Catalog. Please find the complete data in the user's documentation. Our General Terms of Use for Downloads are valid (<http://phoenixcontact.com/download>)



High-current terminal block, Blocked, Connection method: Power-Turn connection, Cross section: 10 mm<sup>2</sup> - 70 mm<sup>2</sup>, AWG: 8 - 2/0, Width: 80 mm, Height: 96 mm, Color: gray/blue, Mounting type: NS 35/15

The figure shows a version of the article

### Product Features

- ✓ Quick and easy connection is now also possible for large conductors with the high-current terminal block
- ✓ The Push-in connection terminal blocks are characterized by the system features of the CLIPLINE complete system and by easy and tool-free wiring of conductors with ferrules or solid conductors
- ✓ The compact design enables wiring in a confined space
- ✓ In addition to using the existing test connection, pick-off terminal blocks can be connected, each of which can also accommodate two test cables



### Key Commercial Data

Packing unit	1 pc
Minimum order quantity	3 pc
Weight per Piece (excluding packing)	670.0 g
Custom tariff number	85369010
Country of origin	Poland

### Technical data

#### General

Number of levels	1
Number of connections	8
Nominal cross section	50 mm <sup>2</sup>
Color	gray/blue
Insulating material	PA
Flammability rating according to UL 94	V0
Rated surge voltage	8 kV
Degree of pollution	3

# High-current terminal block - PTPOWER 50-3L/N-F - 3260058

## Technical data

### General

Overvoltage category	III
Insulating material group	I
Connection in acc. with standard	IEC 60947-7-1
Maximum load current	150 A (with 50 mm <sup>2</sup> conductor cross section)
Nominal current I <sub>N</sub>	150 A
Nominal voltage U <sub>N</sub>	1500 V
Open side panel	No

### Dimensions

Width	80 mm
Length	101 mm
Height	96 mm
Hole diameter	6.5 mm
Drill hole spacing	123.40 mm

### Connection data

Connection method	Power-Turn connection
Connection in acc. with standard	IEC 60947-7-1
Conductor cross section solid min.	10 mm <sup>2</sup>
Conductor cross section solid max.	70 mm <sup>2</sup>
Conductor cross section AWG min.	8
Conductor cross section AWG max.	2/0
Conductor cross section flexible min.	10 mm <sup>2</sup>
Conductor cross section flexible max.	70 mm <sup>2</sup>
Min. AWG conductor cross section, flexible	8
Max. AWG conductor cross section, flexible	2/0
Conductor cross section flexible, with ferrule without plastic sleeve min.	10 mm <sup>2</sup>
Conductor cross section flexible, with ferrule without plastic sleeve max.	50 mm <sup>2</sup>
Conductor cross section flexible, with ferrule with plastic sleeve min.	10 mm <sup>2</sup>
Conductor cross section flexible, with ferrule with plastic sleeve max.	50 mm <sup>2</sup>
Cross section with insertion bridge solid min.	10 mm <sup>2</sup>
Cross section with insertion bridge, solid max.	50 mm <sup>2</sup>
Cross section with insertion bridge stranded min.	10 mm <sup>2</sup>
Cross section with insertion bridge, stranded max.	50 mm <sup>2</sup>
Cross section with insertion bridge stranded, with ferrule without plastic sleeve min.	10 mm <sup>2</sup>
Cross section with insertion bridge stranded, with ferrule without plastic sleeve max.	50 mm <sup>2</sup>

# High-current terminal block - PTPOWER 50-3L/N-F - 3260058

## Technical data

### Connection data

Cross section with insertion bridge stranded, with ferrule without plastic sleeve min.	10 mm <sup>2</sup>
Cross section with insertion bridge stranded, with ferrule with plastic sleeve max.	50 mm <sup>2</sup>
2 conductors with same cross section, stranded, TWIN ferrules with plastic sleeve, min.	10 mm <sup>2</sup>
2 conductors with same cross section, stranded, TWIN ferrules with plastic sleeve, max.	16 mm <sup>2</sup>
Cross section with insertion bridge, solid max.	50 mm <sup>2</sup>
Cross section with insertion bridge, stranded max.	50 mm <sup>2</sup>
Stripping length	30 mm
Internal cylindrical gage	A10

### Standards and Regulations

Connection in acc. with standard	IEC 60947-7-1
Flammability rating according to UL 94	V0

## Classifications

### eCl@ss

eCl@ss 5.1	27141120
eCl@ss 6.0	27141120
eCl@ss 8.0	27141120
eCl@ss 9.0	27141120

### ETIM

ETIM 5.0	EC000897
----------	----------

## Approvals

### Approvals

---

#### Approvals

CSA / UL Recognized / cUL Recognized / cULus Recognized

---

#### Ex Approvals


---


#### Approvals submitted


# High-current terminal block - PTPOWER 50-3L/N-F - 3260058


## Approvals

### Approval details

CSA 		
	B	C
mm <sup>2</sup> /AWG/kcmil	8-1/0	8-1/0
Nominal current I <sub>N</sub>	140 A	140 A
Nominal voltage U <sub>N</sub>	600 V	1000 V

UL Recognized 	
mm <sup>2</sup> /AWG/kcmil	8-1/0
Nominal current I <sub>N</sub>	140 A
Nominal voltage U <sub>N</sub>	1000 V

cUL Recognized 	
	C
mm <sup>2</sup> /AWG/kcmil	8-1/0
Nominal current I <sub>N</sub>	140 A
Nominal voltage U <sub>N</sub>	1000 V

cULus Recognized 	
--	--

## Drawings

## High-current terminal block - PTPOWER 50-3L/N-F - 3260058

Circuit diagram



Dimensional drawing

