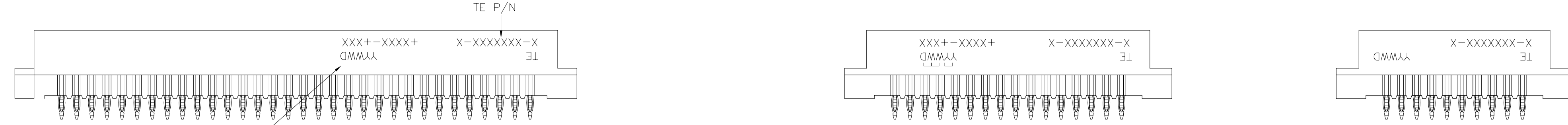
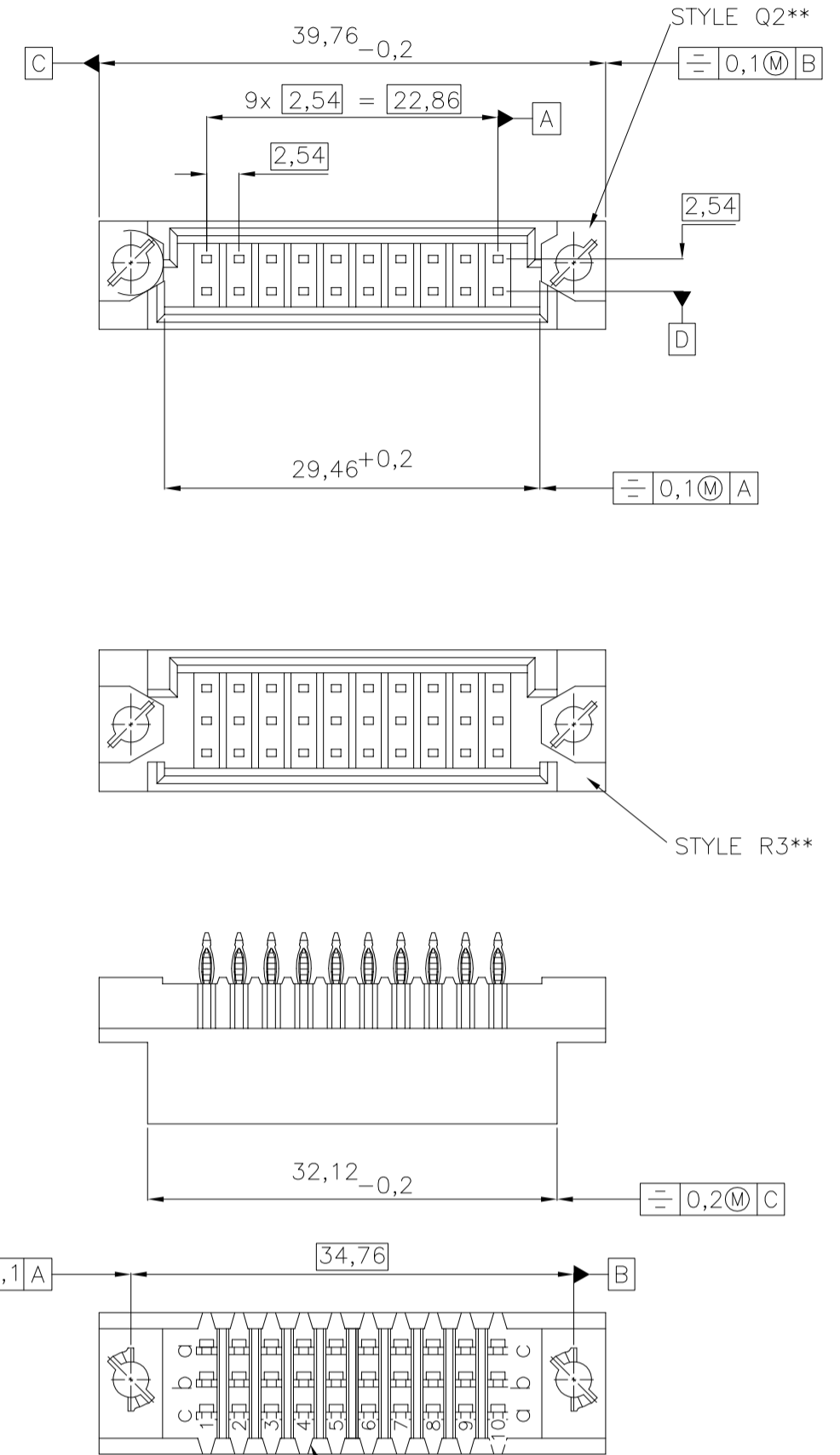
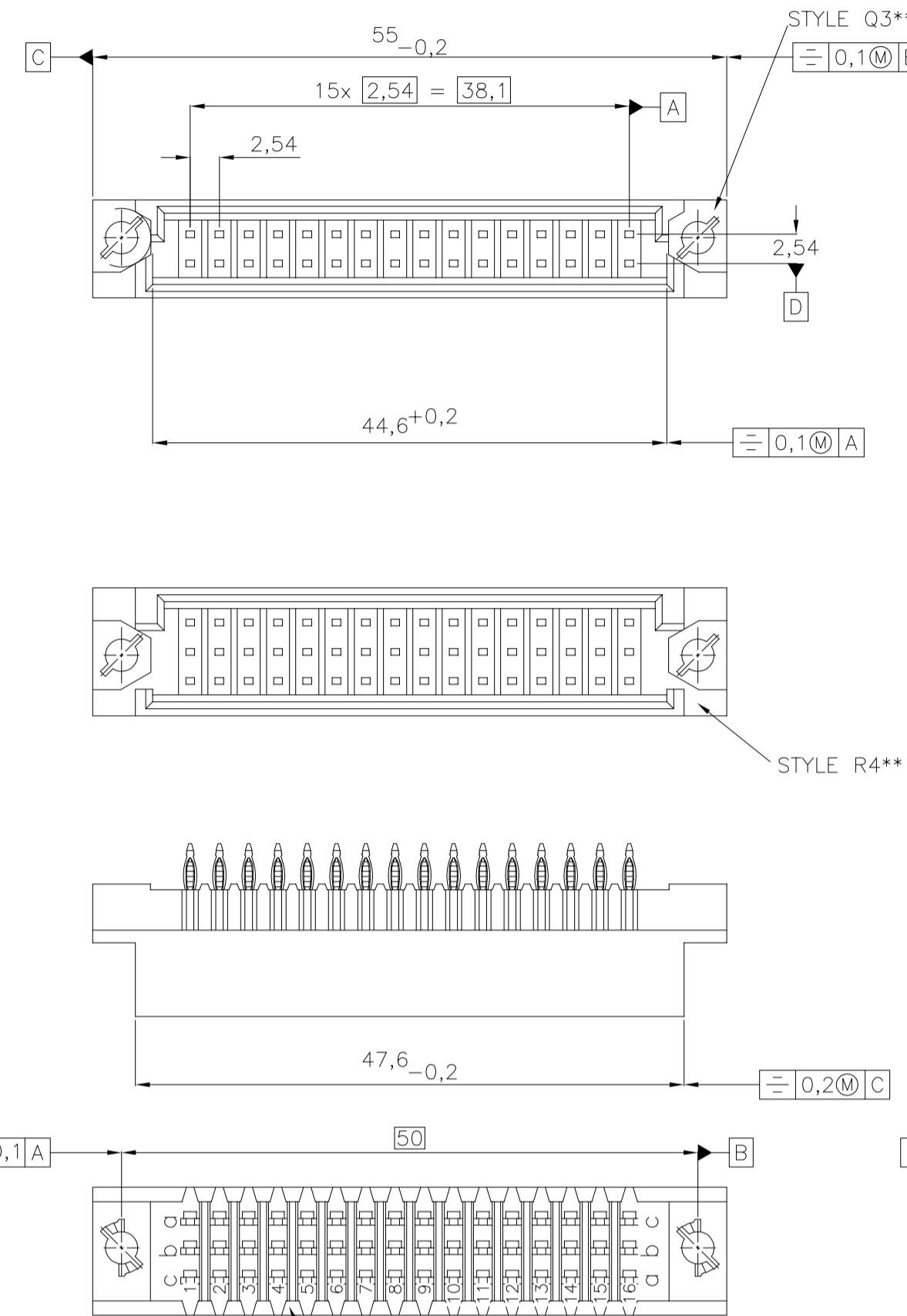
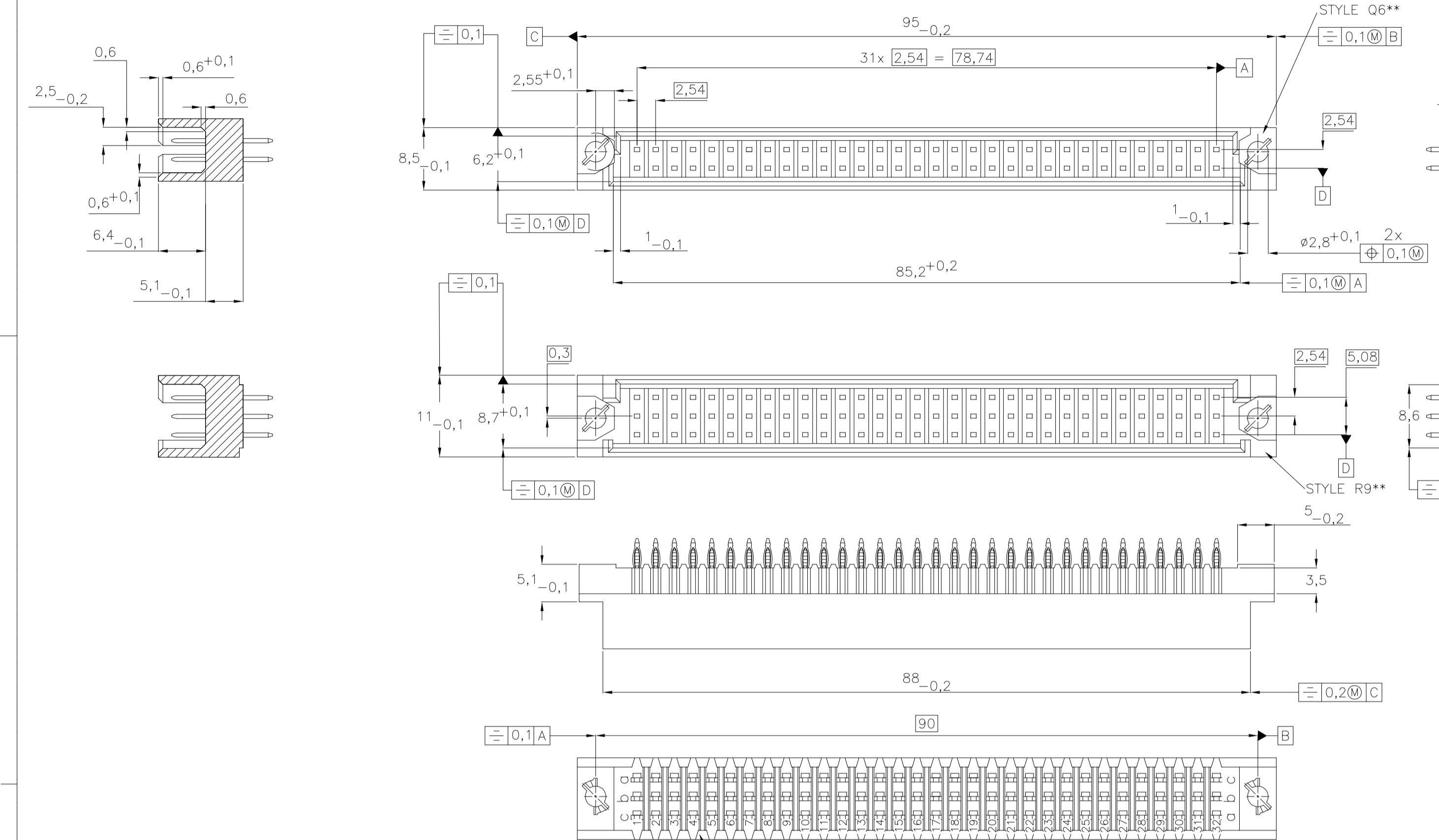


THIS DRAWING IS UNPUBLISHED. RELEASED FOR PUBLICATION. ALL RIGHTS RESERVED.

P	LTR	DESCRIPTION	DATE	DNW	APVD
-	-	SEE SHEET 1	-	-	-



MANUFACTURING DATE CONSISTING OF:
 2 DIGITS FOR THE YEAR (YY), 2 DIGITS FOR THE WEEK (WW) AND 1 DIGIT FOR THE DAY (D)
 (INK OR LASER OPTIONAL IN APPROXIMATE AREA OR OPPOSITE SURFACE)

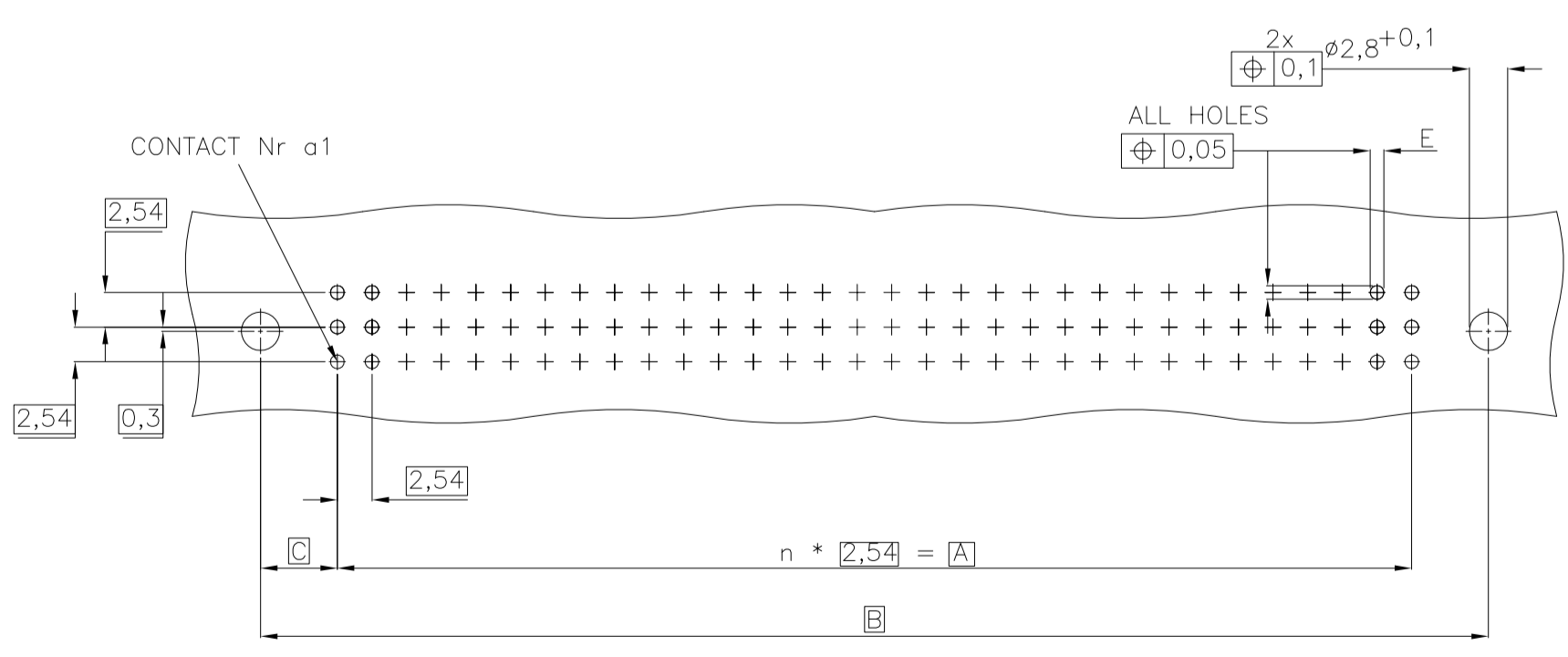


HOUSING MATERIAL: PBTP 30% GLASSFILLED (UL94V-0)
 PEBBLE GREY (SIMILAR RAL 7032)

HOUSING MATERIAL: PBTP 30% GLASSFILLED (UL94V-0)
 PEBBLE GREY (SIMILAR RAL 7032)

HOUSING MATERIAL: PBTP 30% GLASSFILLED (UL94V-0)
 PEBBLE GREY (SIMILAR RAL 7032)

MOUNTING HOLES IN PCB



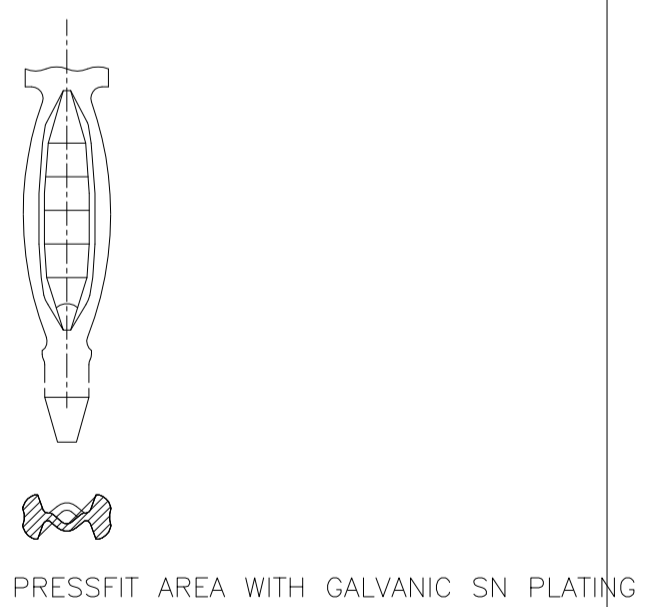
TYPE	n	A	B	C
Q R	31	78.74	90	5.63
Q/2 R/2	15	38.1	50	5.95
Q/3 R/3	9	22.86	34.76	5.95

E	TERMINATION
0,94+0,15	PRESSFIT 1)

1) ACC. TO IEC352-5

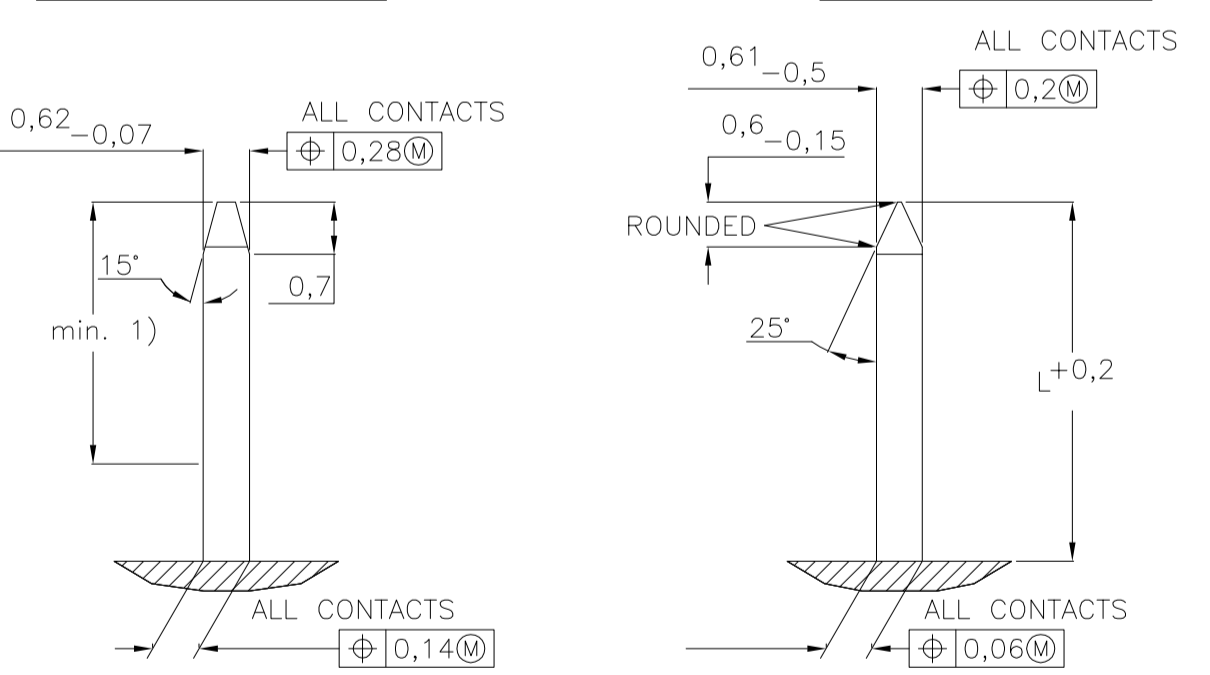
TERMINATION STYLES

SOLDERING FOR PCB HOLES 1mm.



	L	CODE
PRESSFIT	4 +0,5	63
	6 +0,5	70
PRESSFIT- WIRE-WRAP PINS	13 +0,5	60
	17 +0,5	61
PRESSFIT-WW PINS FOR ADAPTER PLUGGING	13 +0,5	66
	20 +0,5	68

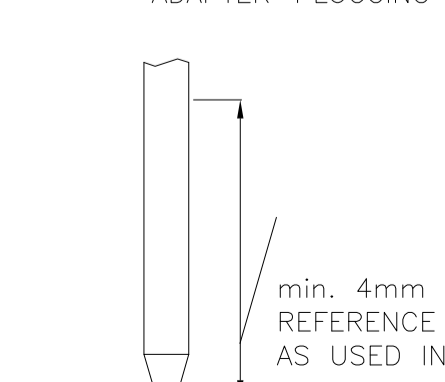
CONTACT : DIMENSIONS, PLATING, MATERIAL, PREMATING



	L	A
NORMAL CONTACTS	4.8	3.5
PRE-MATING CONTACTS	5.8	4.5

1) REFERENCE AREA AS USED IN TABLE

TERMINATION CONTACT FOR ADAPTER-PLUGGING



PERFORMANCE LEVEL	NOBLE METALS	CODE
CLASS I	PdNi + Au or Au	1
	Au	4
CLASS II	PdNi + Au or Au	2
CLASS III	PdNi + Au or Au	3

NICKEL UNDERLAYER
 PROTECTION FILM : HF-GREASE

PERFORMANCE LEVEL	NOBLE METALS
CLASS II	PdNi + Au or Au

V42254-B1 * * * - R * * *

CODE FOR PERFORMANCE LEVEL
 CODE FOR TERMINATION STYLE
 STYLE, NO OF CONTACTS AND CONTACT ASSIGNMENT
 SEE PAGE 3

THIS INFORMATION IS CONFIDENTIAL AND PROPRIETARY TO TYCO ELECTRONICS CORPORATION AND ITS WORLDWIDE SUBSIDIARIES AND AFFILIATES. IT MAY NOT BE DISCLOSED TO ANYONE, OTHER THAN TYCO ELECTRONICS CORPORATION, WITHOUT WRITTEN AUTHORIZATION FROM TE (www.TE.com).

THIS DRAWING IS A CONTROLLED DOCUMENT.

DIMENSIONS: mm	TOLERANCES UNLESS OTHERWISE SPECIFIED:	OWN: CUVELIER	21FEB99
MATERIAL: -	FINISH: -	CHK: -	APVD: -

STE TE Connectivity

PIN ASSEMBLY EUROCARD TYPES Q AND R AND SHORT VERSIONS

SIZE: A1	CAGE CODE: 00779	DRAWING NO: C=9-1393501-4	RESTRICTED TO: -
SCALE: NTS	SHEET: 2	OF: 3	REV: H

CUSTOMER DRAWING

REVISIONS				
P	LTR	DESCRIPTION	DATE	APPD
-	-	SEE SHEET 1	-	-

PRODUCT DESCRIPTION CODE	TE PART NUMBER	STYLE & NUMBER OF POSITIONS	TERMINATION POSTS	LOADED ROWS	STANDARD PRE-MATING (1 MM 1)	PERFORMANCE LEVEL	BOARD LOCKS	
V42254B1101Q210	1393659-2	Q20	2,9mm STRAIGHT SOLDER LEADS	EVERY ROW , EVERY PITCH	NO	1	YES	
V42254B1101R480	1393659-3	R48	2,9mm STRAIGHT SOLDER LEADS	EVERY ROW , EVERY PITCH	NO	1	NO	
V42254B1101R960	1393659-4	R96	2,9mm STRAIGHT SOLDER LEADS	EVERY ROW , EVERY PITCH	NO	1	NO	
V42254B1101R963	1393659-5	R96	2,9mm STRAIGHT SOLDER LEADS	ROW A+C , EVERY PITCH	NO	1	NO	
V42254B1101R968	1393659-6	R96	2,9mm STRAIGHT SOLDER LEADS	ROW A+C , EVERY EVEN PITCH	NO	1	NO	
V42254B1102Q200	1393659-7	Q20	4,5mm STRAIGHT SOLDER LEADS	EVERY ROW , EVERY PITCH	NO	1	NO	OBSOLETE
V42254B1102Q320	1393659-8	Q32	4,5mm STRAIGHT SOLDER LEADS	EVERY ROW , EVERY PITCH	NO	1	NO	
V42254B1102R480	1393659-9	R48	4,5mm STRAIGHT SOLDER LEADS	EVERY ROW , EVERY PITCH	NO	1	NO	
V42254B1102R960	1-1393659-0	R96	4,5mm STRAIGHT SOLDER LEADS	EVERY ROW , EVERY PITCH	NO	1	NO	
V42254B1102R960H	1-1393659-1	R96	4,5mm STRAIGHT SOLDER LEADS	EVERY ROW , EVERY PITCH	NO	1	NO	SUPERSEDED BY 4-1393659-5 4)
V42254B1103R960	1-1393659-2	R96	6,3mm STRAIGHT SOLDER LEADS	EVERY ROW , EVERY PITCH	NO	1	NO	
V42254B1140Q640	1-1393659-5	Q64	1,3mm STRAIGHT WIRE-WRAP PINS	EVERY ROW , EVERY PITCH	NO	1	NO	OBSOLETE
V42254B1140R480	1-1393659-6	R48	1,3mm STRAIGHT WIRE-WRAP PINS	EVERY ROW , EVERY PITCH	NO	1	NO	
V42254B1161R960	1393658-1	R96	1,7mm PRESS-IN TERMINALS WITH WIRE-WRAP	EVERY ROW , EVERY PITCH	NO	1	NO	
V42254B1201Q200	2-1393659-0	Q20	2,9mm STRAIGHT SOLDER LEADS	EVERY ROW , EVERY PITCH	NO	2	NO	
V42254B1201Q320	2-1393659-1	Q32	2,9mm STRAIGHT SOLDER LEADS	EVERY ROW , EVERY PITCH	NO	2	NO	
V42254B1201Q640	2-1393659-2	Q64	2,9mm STRAIGHT SOLDER LEADS	EVERY ROW , EVERY PITCH	NO	2	NO	SUPERSEDED BY 3-1393659-4 1)
V42254B1201R300	2-1393659-3	R30	2,9mm STRAIGHT SOLDER LEADS	EVERY ROW , EVERY PITCH	NO	2	NO	
V42254B1201R303	2-1393659-4	R30	2,9mm STRAIGHT SOLDER LEADS	ROW A+C , EVERY PITCH	NO	2	NO	OBSOLETE
V42254B1201R410	2-1393659-5	R48	2,9mm STRAIGHT SOLDER LEADS	EVERY ROW , EVERY PITCH	NO	2	YES	
V42254B1201R480	2-1393659-6	R48	2,9mm STRAIGHT SOLDER LEADS	EVERY ROW , EVERY PITCH	NO	2	NO	
V42254B1201R913	2-1393659-7	R96	2,9mm STRAIGHT SOLDER LEADS	ROW A+C , EVERY PITCH	NO	2	YES	OBSOLETE
V42254B1201R960	2-1393659-8	R96	2,9mm STRAIGHT SOLDER LEADS	EVERY ROW , EVERY PITCH	NO	2	NO	
V42254B1201R963	2-1393659-9	R96	2,9mm STRAIGHT SOLDER LEADS	ROW A+C , EVERY PITCH	NO	2	NO	OBSOLETE
V42254B1201R968	3-1393659-0	R96	2,9mm STRAIGHT SOLDER LEADS	ROW A+C , EVERY EVEN PITCH	NO	2	NO	OBSOLETE
V42254B1202Q320	3-1393659-1	Q32	4,5mm STRAIGHT SOLDER LEADS	EVERY ROW , EVERY PITCH	NO	2	NO	
V42254B1202Q320N	3-1393659-2	Q32	4,5mm STRAIGHT SOLDER LEADS	EVERY ROW , EVERY PITCH	NO	2	NO	OBSOLETE 2)
V42254B1202Q640	3-1393659-4	Q64	4,5mm STRAIGHT SOLDER LEADS	EVERY ROW , EVERY PITCH	NO	2	NO	
V42254B1202R300	3-1393659-5	R30	4,5mm STRAIGHT SOLDER LEADS	EVERY ROW , EVERY PITCH	NO	2	NO	
V42254B1202R303	3-1393659-6	R30	4,5mm STRAIGHT SOLDER LEADS	ROW A+C , EVERY PITCH	NO	2	NO	OBSOLETE
V42254B1202R410	3-1393659-7	R48	4,5mm STRAIGHT SOLDER LEADS	EVERY ROW , EVERY PITCH	NO	2	YES	
V42254B1202R480	3-1393659-9	R48	4,5mm STRAIGHT SOLDER LEADS	EVERY ROW , EVERY PITCH	NO	2	NO	
V42254B1202R483	4-1393659-0	R48	4,5mm STRAIGHT SOLDER LEADS	ROW A+C , EVERY PITCH	NO	2	YES	
V42254B1202R910	4-1393659-1	R96	4,5mm STRAIGHT SOLDER LEADS	EVERY ROW , EVERY PITCH	NO	2	YES	
V42254B1202R913	4-1393659-2	R96	4,5mm STRAIGHT SOLDER LEADS	ROW A+C , EVERY PITCH	NO	2	YES	OBSOLETE
V42254B1202R930	4-1393659-3	R96	4,5mm STRAIGHT SOLDER LEADS	EVERY ROW , EVERY PITCH	YES	2	NO	
V42254B1202R933	4-1393659-4	R96	4,5mm STRAIGHT SOLDER LEADS	ROW A+C , EVERY PITCH	YES	2	NO	SUPERSEDED BY 4-1393659-7 1)
V42254B1202R960	4-1393659-5	R96	4,5mm STRAIGHT SOLDER LEADS	EVERY ROW , EVERY PITCH	NO	2	NO	
V42254B1202R960N	4-1393659-6	R96	4,5mm STRAIGHT SOLDER LEADS	EVERY ROW , EVERY PITCH	NO	2	NO	OBSOLETE 2)
V42254B1202R963	4-1393659-7	R96	4,5mm STRAIGHT SOLDER LEADS	ROW A+C , EVERY PITCH	NO	2	NO	
V42254B1202R965	4-1393659-8	R96	4,5mm STRAIGHT SOLDER LEADS	EVERY ROW , EVERY EVEN PITCH	NO	2	NO	
V42254B1202R968	4-1393659-9	R96	4,5mm STRAIGHT SOLDER LEADS	ROW A+C , EVERY EVEN PITCH	NO	2	NO	
V42254B1203R963	5-1393659-0	R96	6,3mm STRAIGHT SOLDER LEADS	ROW A+C , EVERY PITCH	NO	2	NO	
V42254B1230R303	5-1393659-1	R30	5,5/10mm SOLDER HOOKS	ROW A+C , EVERY PITCH	NO	2	NO	
V42254B1230R960	5-1393659-3	R96	5,5/10mm SOLDER HOOKS	EVERY ROW , EVERY PITCH	NO	2	NO	OBSOLETE
V42254B1230R963	5-1393659-4	R96	5,5/10mm SOLDER HOOKS	ROW A+C , EVERY PITCH	NO	2	NO	
V42254B1240Q640	5-1393659-6	Q64	1,3mm STRAIGHT WIRE-WRAP PINS	EVERY ROW , EVERY PITCH	NO	2	NO	
V42254B1240R300	5-1393659-7	R30	1,3mm STRAIGHT WIRE-WRAP PINS	EVERY ROW , EVERY PITCH	NO	2	NO	
V42254B1240R960	5-1393659-8	R96	1,3mm STRAIGHT WIRE-WRAP PINS	EVERY ROW , EVERY PITCH	NO	2	NO	
V42254B1240R963	5-1393659-9	R96	1,3mm STRAIGHT WIRE-WRAP PINS	ROW A+C , EVERY PITCH	NO	2	NO	
V42254B1260R483	1393658-2	R48	1,3mm PRESS-IN TERMINALS WITH WIRE-WRAP	ROW A+C , EVERY PITCH	NO	2	NO	
V42254B1260R960	1393658-3	R96	1,3mm PRESS-IN TERMINALS WITH WIRE-WRAP	EVERY ROW , EVERY PITCH	NO	2	NO	
V42254B1260R963	1393658-5	R96	1,3mm PRESS-IN TERMINALS WITH WIRE-WRAP	ROW A+C , EVERY PITCH	NO	2	NO	OBSOLETE
V42254B1261R480	1393658-7	R48	1,7mm PRESS-IN TERMINALS WITH WIRE-WRAP	EVERY ROW , EVERY PITCH	NO	2	NO	
V42254B1263Q320	9-1393501-4	Q32	3,7mm PRESS-IN TERMINALS	EVERY ROW , EVERY PITCH	NO	2	NO	
V42254B1263Q640	1393658-9	Q64	3,7mm PRESS-IN TERMINALS	EVERY ROW , EVERY PITCH	NO	2	NO	
V42254B1263R300	1-1393658-0	R30	3,7mm PRESS-IN TERMINALS	EVERY ROW , EVERY PITCH	NO	2	NO	
V42254B1263R300*40	1-1393658-1	R30	3,7mm PRESS-IN TERMINALS	EVERY ROW , EVERY PITCH	NO	2	NO	SUPERCEDED
V42254B1263R330	9-1393501-5	R30	3,7mm PRESS-IN TERMINALS	EVERY ROW , EVERY PITCH	YES	2	NO	
V42254B1263R480	1-1393658-2	R48	3,7mm PRESS-IN TERMINALS	EVERY ROW , EVERY PITCH	NO	2	NO	
V42254B1263R483	1-1393658-3	R48	3,7mm PRESS-IN TERMINALS	ROW A+C , EVERY PITCH	NO	2	NO	
V42254B1263R960	1-1393658-4	R96	3,7mm PRESS-IN TERMINALS	EVERY ROW , EVERY PITCH	NO	2	NO	
V42254B1263R963	1-1393658-5	R96	3,7mm PRESS-IN TERMINALS	ROW A+C , EVERY PITCH	NO	2	NO	
V42254B1266R300	1-1393658-6	R30	1,3mm PRESS-IN TERMINALS WITH WIRE-WRAP AN ADAPTER INSERTION AREA	EVERY ROW , EVERY PITCH	NO	2	NO	
V42254B1266R483	1-1393658-7	R48	1,3mm PRESS-IN TERMINALS WITH WIRE-WRAP AN ADAPTER INSERTION AREA	ROW A+C , EVERY PITCH	NO	2	NO	
V42254B1266R960	1-1393658-8	R96	1,3mm PRESS-IN TERMINALS WITH WIRE-WRAP AN ADAPTER INSERTION AREA	EVERY ROW , EVERY PITCH	NO	2	NO	
V42254B1266R963	1-1393658-9	R96	1,3mm PRESS-IN TERMINALS WITH WIRE-WRAP AN ADAPTER INSERTION AREA	ROW A+C , EVERY PITCH	NO	2	NO	
V42254B1270R300	3-139-6	R30	6,0mm PRESS-IN TERMINALS FOR PCB-THICKNESS >=2,2mm	EVERY ROW , EVERY PITCH	NO	2	NO	
V42254B1270R960	2-1393658-1	R96	6,0mm PRESS-IN TERMINALS FOR PCB-THICKNESS >=2,2mm	EVERY ROW , EVERY PITCH	NO	2	NO	
V42254B1270R963	2-1393658-2	R96	6,0mm PRESS-IN TERMINALS FOR PCB-THICKNESS >=2,2mm	ROW A+C , EVERY PITCH	NO	2	NO	
V42254B1270R968	2-1393658-3	R96	6,0mm PRESS-IN TERMINALS FOR PCB-THICKNESS >=2,2mm	ROW A+C , EVERY EVEN PITCH	NO	2	NO	
V42254B1468R960	3-1393658-8	R96	2,0mm PRESS-IN TERMINALS WITH WIRE-WRAP AN ADAPTER INSERTION AREA	EVERY ROW , EVERY PITCH	NO	1	NO	
V42254F1101R480	7-1393659-4	R48	2,9mm STRAIGHT SOLDER LEADS	EVERY ROW , EVERY PITCH	NO	1	NO	3)
V42254F1201R410	7-1393659-5	R48	2,9mm STRAIGHT SOLDER LEADS	EVERY ROW , EVERY PITCH	NO	2	YES	3)

4) ACCORDING TO BT 222 LEVEL 1.
 3) CONNECTORS WITH FLUX-TIGHT COATING.
 2) NO COMPANY NAME MARKED ON THE CONNECTOR.
 1) FIRST AND LAST CONTACT OF EACH LOADED ROW IS A PRE-MATING (MAKE FIRST / BREAK LAST) CONTACT.

ACTIVE PART NUMBERS.
 CONTACT TE FOR OTHER CONFIGURATION AVAILABILITY.

THIS INFORMATION IS CONFIDENTIAL AND PROPRIETARY TO TYCO ELECTRONICS CORPORATION AND ITS WORLDWIDE SUBSIDIARIES AND AFFILIATES. IT MAY NOT BE DISCLOSED TO ANYONE, OTHER THAN TYCO ELECTRONICS CORPORATION, WITHOUT WRITTEN AUTHORIZATION FROM TE (www.TE.com).

THIS DRAWING IS A CONTROLLED DOCUMENT.		DWN CUVELIER	21FEB99	STE TE Connectivity	
DIMENSIONS: mm		CHK -	APVD -	NAME PIN ASSEMBLY EUROCARD TYPES Q AND R AND SHORT VERSIONS	
TOLERANCES UNLESS OTHERWISE SPECIFIED: 0 PLC ± - 1 PLC ± - 2 PLC ± - 3 PLC ± - 4 PLC ± - ANGLES ± -		PRODUCT SPEC -		APPLICATION SPEC -	
MATERIAL -		WEIGHT -		SIZE A1	CAGE CODE 00779
		DRAWING NO C=9-1393501-4		RESTRICTED TO -	
		CUSTOMER DRAWING		SCALE NTS	SHEET 3 OF 3