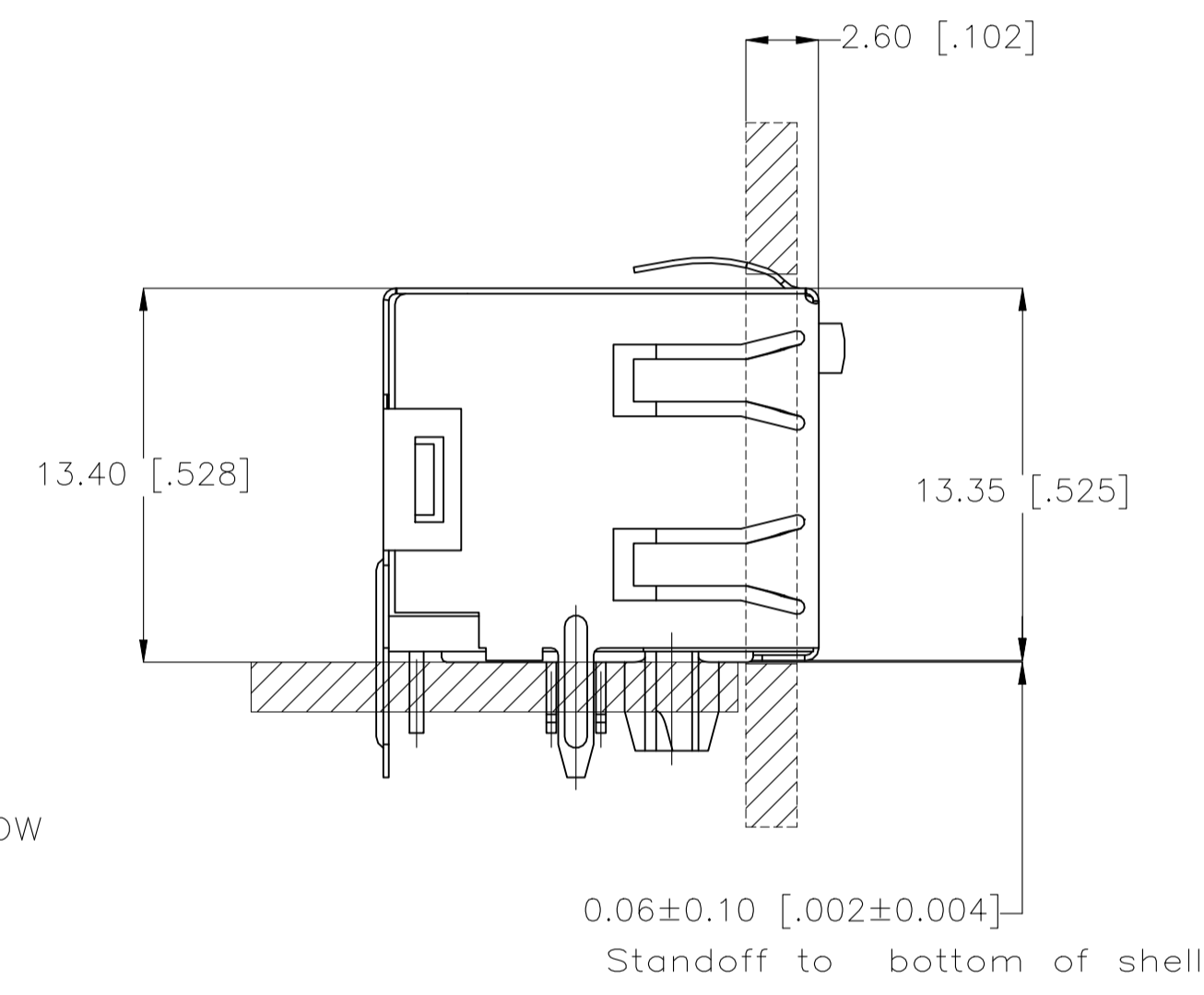
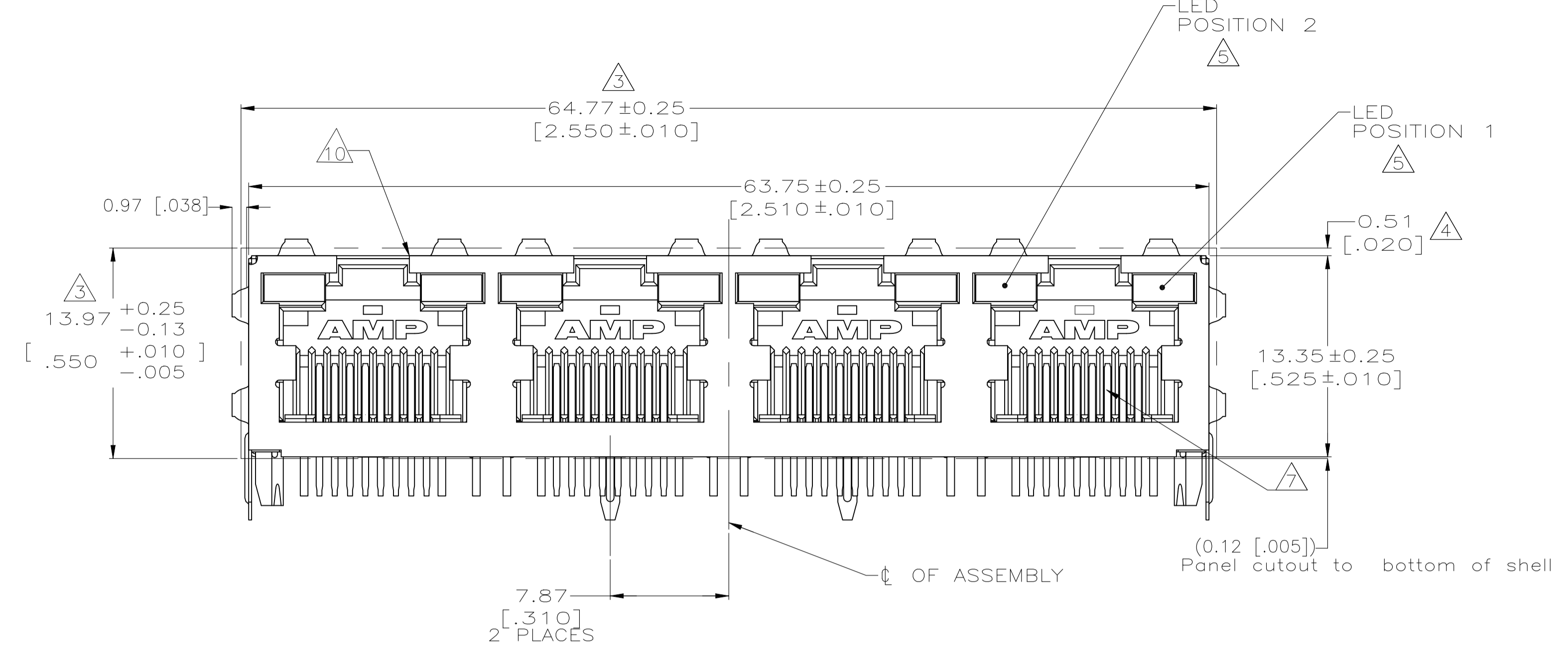
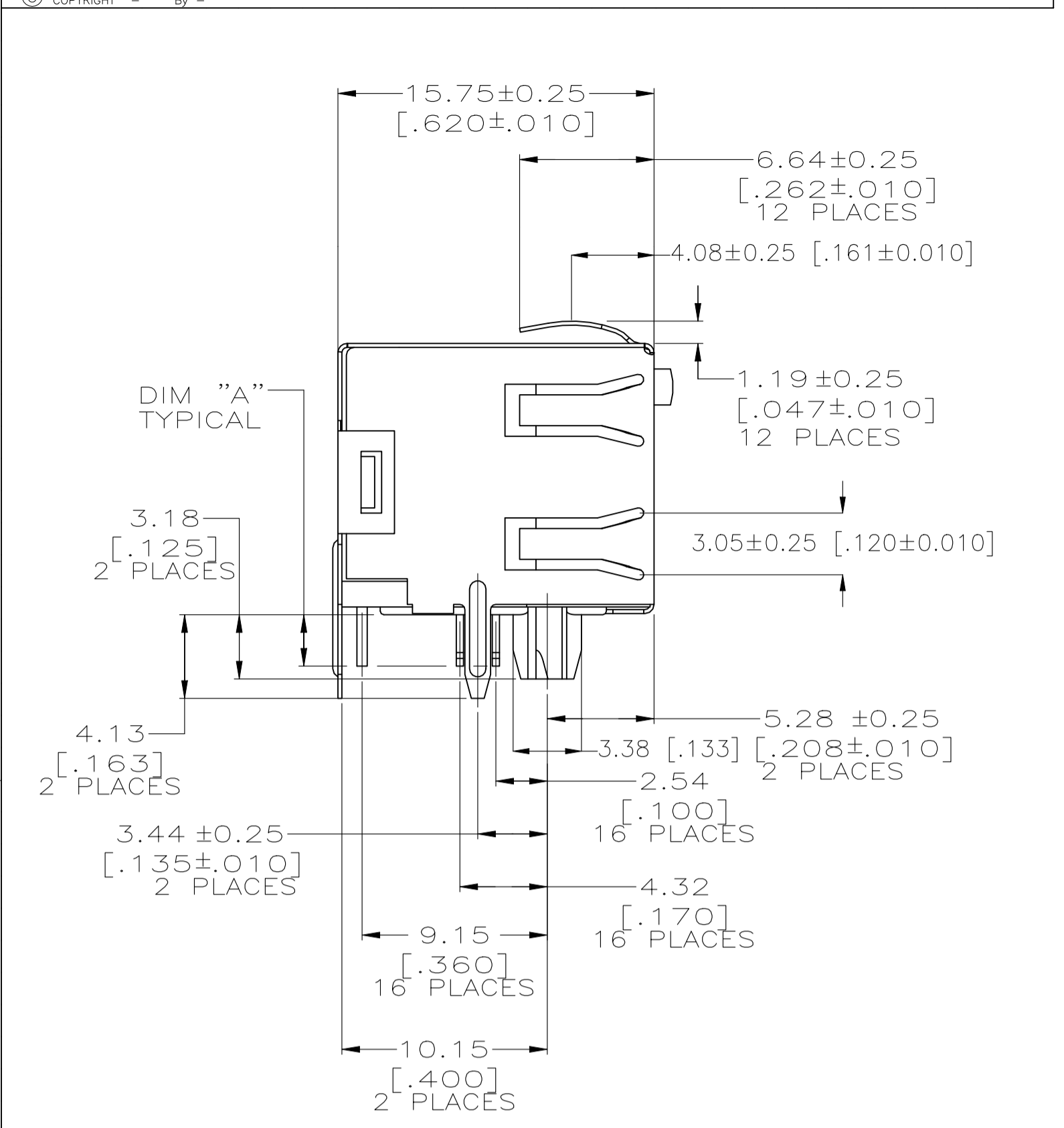
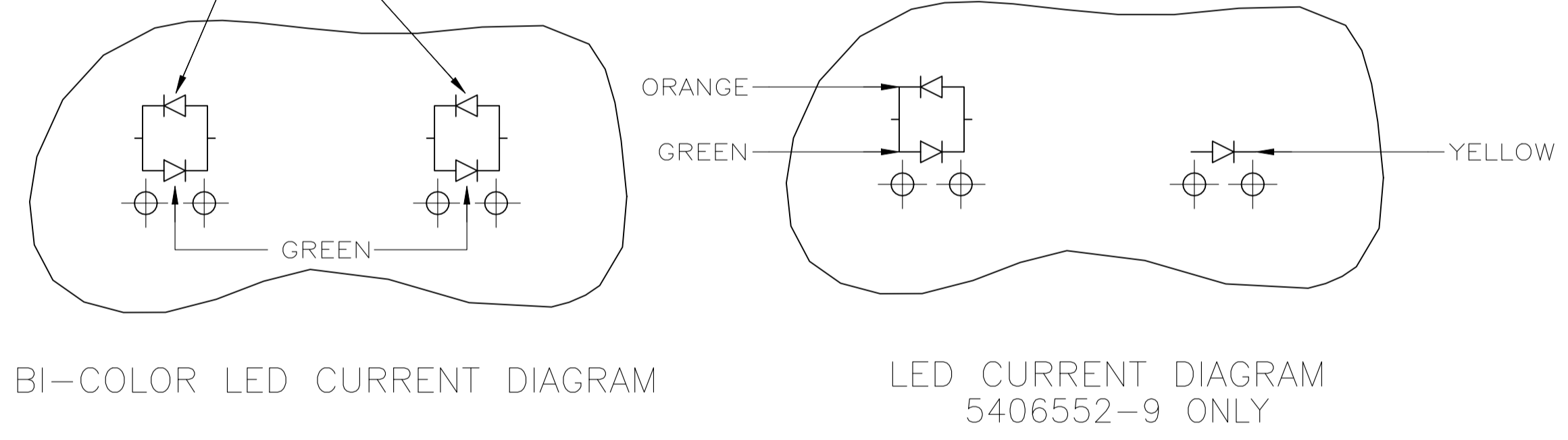


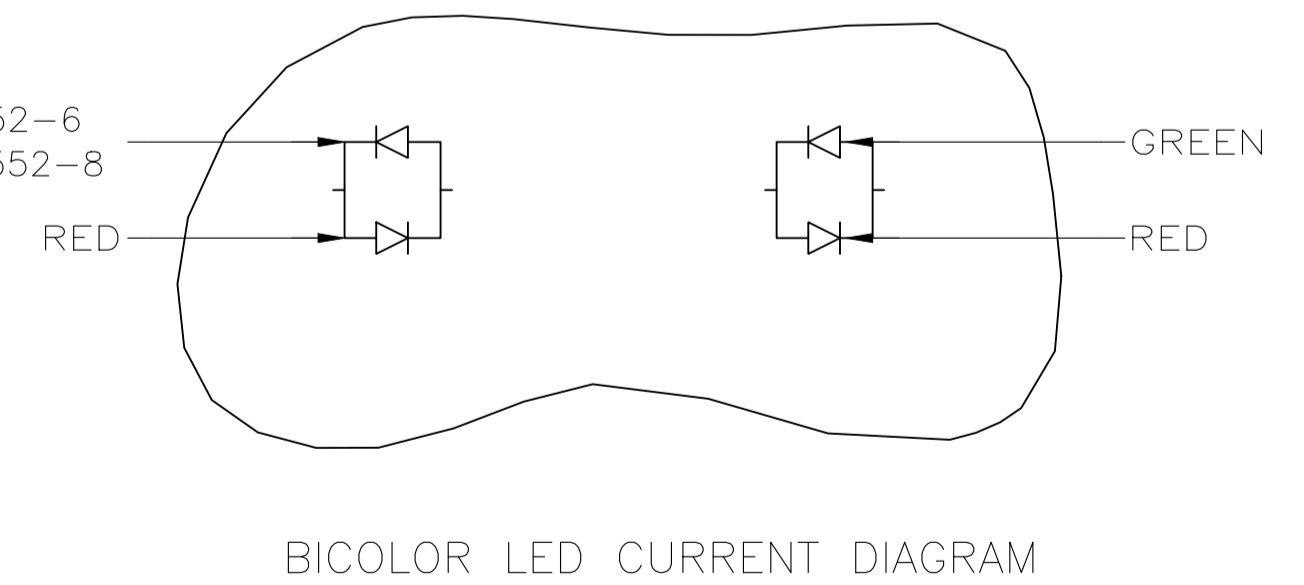
REVISIONS				
REV	DATE	BY	CHK	APPV
G	11DEC2021	AK	SZ	



RED FOR 1-5406552-3
 YELLOW FOR 5406552-8
 AND 2-5406552-0
 ORANGE FOR 5406552-7



GREEN FOR 1-5406552-6
 YELLOW FOR 1-5406552-8



- MATERIAL:
 HOUSING - HIGH TEMPERATURE THERMOPLASTIC, BLACK, UL94V-0.
 TERMINALS - 0.36[.014] THICK PHOS BRONZE PLATED WITH 3.81µm[.000150] MINIMUM THICK MATTE TIN IN SOLDER AREA. 1.27µm[.000050] MINIMUM GOLD IN LOCALIZED PLATE AREA. ENTIRE TERMINAL PLATED WITH 1.27µm[.000050] MINIMUM THICK NICKEL.
 SHIELD - 0.196[.0077] THICK COPPER ZINC ALLOY PREPLATED WITH 1.27µm[.000050] MINIMUM SATIN NICKEL WITH 2.03µm[.000080] MINIMUM TIN POST DIPPED ON PCB GROUND TABS.
 LIGHT EMITTING DIODE (LED) - DIFFUSED EPOXY LENS, 0.51 x 0.51[.020 x .020] CARBON STEEL WIREFRAME LEADS PREPLATED WITH 8.89 µm THICK Sn/Cu OVER 2.03 µm THICK Ag OVER 1.02 µm THICK Cu OVER 3.56 µm THICK Ni OVER 1.02 µm THICK Cu UNDERPLATE
- JACK CAVITY CONFORMS TO FCC RULES AND REGULATIONS PART 68, SUBPART F.
- SUGGESTED PANEL OPENING DIMENSIONS.
- SUGGESTED CLEARANCE BETWEEN TOP OF CONNECTOR AND TOP PANEL OPENING.
- SEE TABLE FOR COLOR OF LEDS AND NUMBER REQUIRED.
- THIS MODULAR JACK WITH INTEGRATED LED IS NOT IR REFLOW SOLDERING PROCESS COMPATIBLE.
- CONTACT AREA LUBRICATED WITH BELLCORE APPROVED LUBRICANT. TECHNICAL REFERENCE GR-1217-CORE, ISSUE 1. NOVEMBER 1995.
- THE PART IS PRELIMINARY
- OBsolete PARTS: OBSOLETE CIS STREAMLINING PER D.RENAUD/D.SINISI
- P/N TO BE ETCHED ON TOP SURFACE OF FINISHED ASSEMBLY (METAL SHELL), APPLICABLE ONLY TO 2-5406552-4.

INDICATOR	POSITION 2	POSITION 1	PART NUMBER
△△	.100	YELLOW	GREEN
OBsolete	.162	YELLOW	GREEN
△	.132	GREEN/YELLOW	GREEN/YELLOW
OBsolete	.146	RED/GREEN	RED/GREEN
△	.100	RED/YELLOW	RED/GREEN
△	.100	GREEN	-
OBsolete	.126	RED/GREEN	RED/GREEN
△	.100	SEE VIEW A (SHEET 2)	SEE VIEW A (SHEET 2)
△	.100	RED	GREEN
△	.100	GREEN/RED	GREEN/RED
△	.120	GREEN	GREEN
△	.100	GREEN/ORANGE	YELLOW
△	.100	GREEN/YELLOW	GREEN/YELLOW
△	.100	GREEN/ORANGE	GREEN/ORANGE
OBsolete	.100	YELLOW	YELLOW
OBsolete	.100	GREEN	GREEN
OBsolete	.100	GREEN	YELLOW
OBsolete	.100	YELLOW	-
△	.100	-	GREEN
△	.100	YELLOW	GREEN
DIM A			INDICATOR COLOR FOR EACH HOUSING
SOLDERTAIL LENGTH			PART NUMBER

THIS DRAWING IS A CONTROLLED DOCUMENT.

DIMENSIONS: mm

TOLERANCES UNLESS OTHERWISE SPECIFIED:

0. PLC	± -
1. PLC	± -
2. PLC	± 0.25[.01]
3. PLC	± 0.13[.005]
4. PLC	± -
ANGLES	± -

MATERIAL: SEE NOTE 1

FINISH: SEE NOTE 1

APPROVED: T. SPRINKLE / A. MAYER (10MAY2005)

CHK: J. WESTMAN (10MAY2005)

APPROVED: S. FLICKINGER (10MAY2005)

NAME: INVERTED MODULAR JACK ASSEMBLY, 1X4, SHIELDED, PANEL GROUND, WITH LED

PRODUCT SPEC: 108-1163-4

APPLICATION SPEC: 114-2154

WEIGHT: -

SIZE: A1

SCALE: 4:1

SHEET: 1 of 2

REV: G

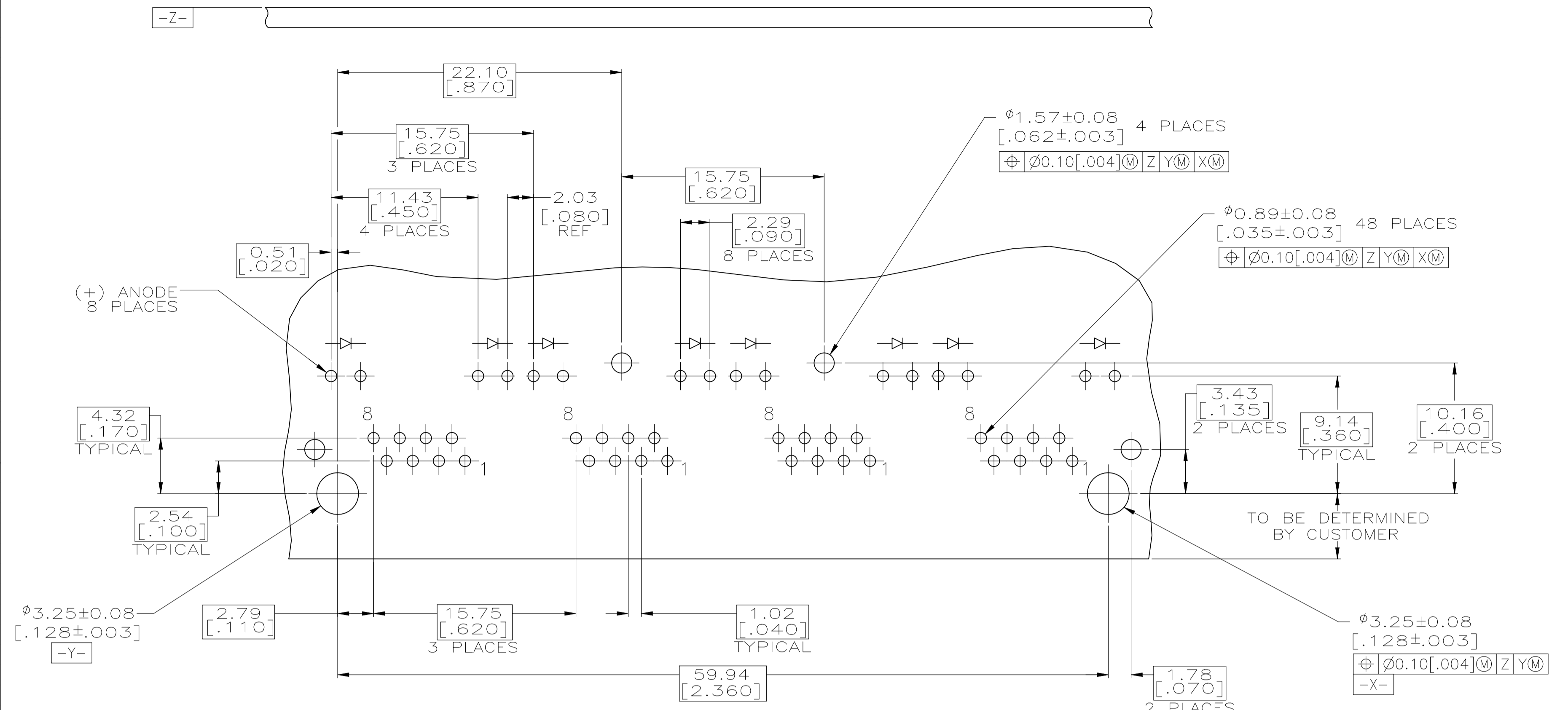
CUSTOMER DRAWING

SCALE: 4:1

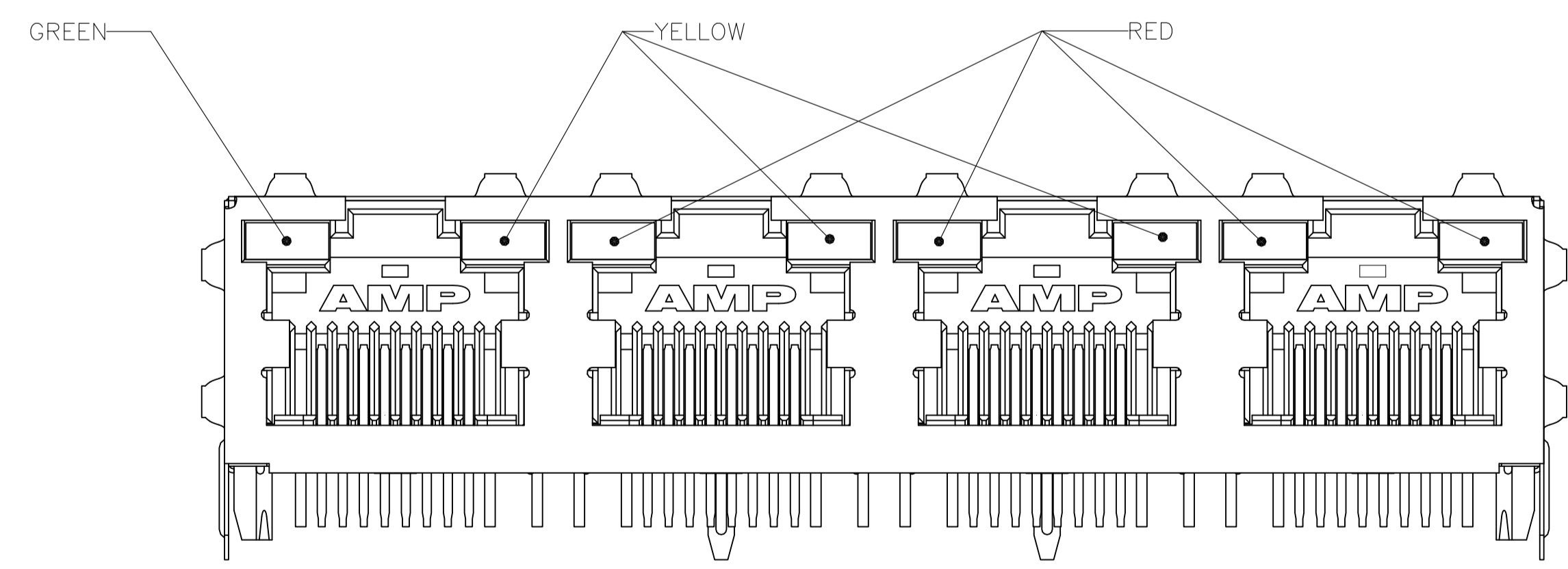
SHEET: 1 of 2

REV: G

REVISIONS				
REV	DATE	BY	APP'D	DESCRIPTION
-	-	-	-	SEE SHEET 1



SUGGESTED PRINTED CIRCUIT BOARD LAYOUT
(COMPONENT SIDE)



VIEW A
(1-5406552-5 ONLY)

THIS DRAWING IS A CONTROLLED DOCUMENT.		DIN T. SPRINKLE/L.A. MAYER 10MAY2005 CHK J. WESTMAN 10MAY2005		STE TE Connectivity Ltd.	
DIMENSIONS: mm		TOLERANCES UNLESS OTHERWISE SPECIFIED: 0. PLC ± - 1. PLC ± - 2. PLC ± 0.25(.01) 3. PLC ± 0.13(.005) 4. PLC ± - ANGLES ± -		NAME: INVERTED MODULAR JACK ASSEMBLY, 1X4, SHIELDED, PANEL GROUND, WITH LED	
MATERIAL: SEE NOTE 1		FINISH: SEE NOTE 1		SIZE: A1	
		WEIGHT: -		SCALE: 4:1	
		CUSTOMER DRAWING		SHEET 2 OF 2	