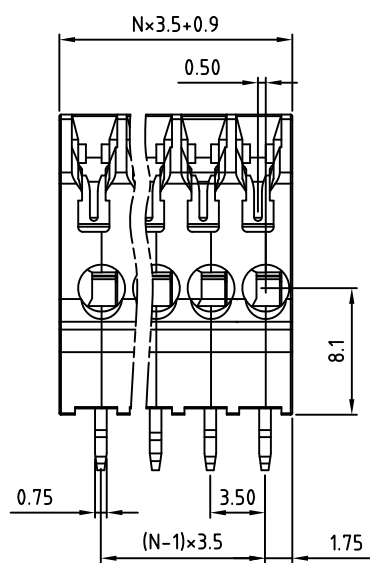
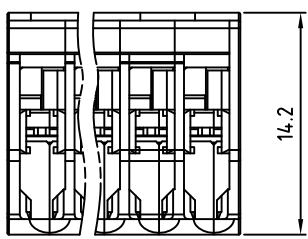
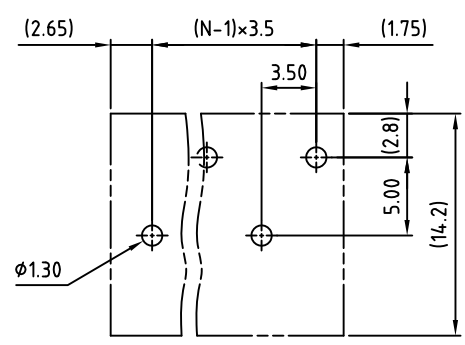
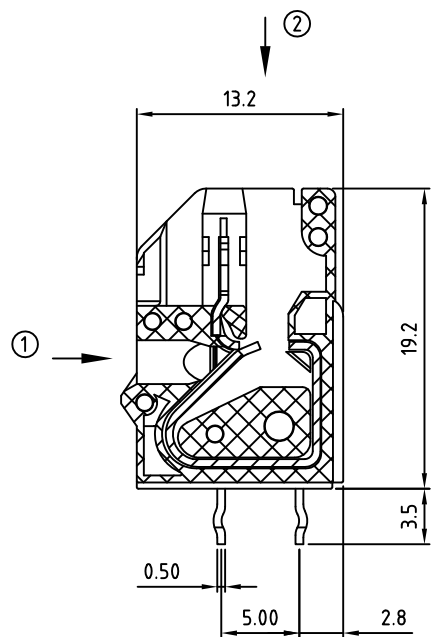


SIGN	DATE	DESCRIPTION	APPROVER
		<i>THIS IS CAD DRAWING, DO NOT REVISE MANUALLY!!!</i>	



N=NUMBER OF POLES



RECOMMENDED PCB LAYOUT

Material

- Contact pin : PhBz
- Surface of solder tail : Tin plated
- Insulator (housing): Thermoplastic (UL94V-0)

Electrical

- Voltage rating: 500V
- Current rating: 2A
- Wire range:
 - Push-Wire Connection: AWG 16-20 "solid" ①
 - Wire strip length: 7.5-8.5mm
 - IDC Connection: AWG 20 "solid" ②
- Withstanding Voltage: 2KV
- Operating temperature: -30°C to +105°C
- Soldering temperature: 250°C ± 10°C / 5 Sec
- Safety approval: us

RoHS Compliant

PART NUMBER:

OSTHLXX0090

No. of Poles
 02: 2 Poles
 03: 3 Poles
 ...
 12 12 Poles

COLOR:
 1: White



THESE DRAWINGS AND SPECIFICATIONS ARE THE PROPERTY OF ON-SHORE TECHNOLOGY, INC. AND SHALL NOT BE REPRODUCED, COPIED OR USED IN ANY MANNER WITHOUT THE PRIOR WRITTEN CONSENT OF ON-SHORE TECHNOLOGY, INC.

TITLE		OSTHL 3.50mm Series			
PART NO.	OSTHLXX0090	DWG NO.	OSTHLXX0090.DWG		
APPROVED	CHECKED	DESIGNED	DRAWN	CUST NO.	Tolerance
Shi jun 2006.11.01	Marvin 2006.05.23	Marvin 2006.05.23	Marvin 2006.05.23		X. ±0.50 X.X ±0.30 X.XX ±0.10 X° ±1°
				SHEET: 01/01	UNIT: mm SCALE: NONE REV.: D