




FPC

TE Internal #: 1-1735042-2

FPC Connectors, Flex-to-Board, 12 Position, .039 in [1 mm]
Centerline, Non-ZIF, Vertical, Surface Mount, Height .22 in [5.6 mm], Width 4 mm [.157 in]

[View on TE.com >](#)

Connectors > PCB Connectors > Wire-to-Board Connectors > FFC, FPC & Ribbon Connectors > FPC Connectors



Connector System: **Flex-to-Board**

Number of Positions: **12**

Centerline (Pitch): **1 mm [.039 in]**

Insertion Force Type: **Non-ZIF**

PCB Mount Orientation: **Vertical**

Features

Product Type Features

PCB Connector Assembly Type	PCB Mount Receptacle
Connector Product Type	Connector Assembly
Connector System	Flex-to-Board
Insertion Force Type	Non-ZIF
Connector & Contact Terminates To	Flexible Printed Circuit (FPC), Printed Circuit Board

Configuration Features

Compatible With Wire & Cable Type	FFC, FPC
Number of Rows	1
Number of Positions	12
PCB Mount Orientation	Vertical

Electrical Characteristics

Operating Voltage	125 VAC
-------------------	---------

Body Features

Primary Product Color	Natural
-----------------------	---------

Contact Features

PCB Contact Termination Area Plating Material Thickness	1 μm[39.37 μin]
Contact Layout	Staggered Type A



Contact Type	Socket
Contact Mating Area Plating Material Thickness	1 μm [39.37 μin]
PCB Contact Termination Area Plating Material Finish	Matte
Contact Shape & Form	Single Beam
Contact Mating Area Plating Material Finish	Matte
PCB Contact Termination Area Plating Material	Tin
Contact Base Material	Phosphor Bronze
Contact Mating Area Plating Material	Tin
Contact Current Rating (Max)	1 A

Termination Features

Termination Method to Printed Circuit Board	Surface Mount
---	---------------

Mechanical Attachment

Mating Alignment	With
PCB Mount Alignment	Without
PCB Mount Retention	Without
Connector Mounting Type	Board Mount

Housing Features

Housing Material	Nylon GF
Centerline (Pitch)	1 mm[.039 in]

Dimensions

Connector Length	14 mm[.551 in]
Connector Height	5.6 mm[.22 in]
Connector Width	4 mm[.157 in]
Accepts Flex Cable Thickness	.3 mm[.012 in]

Usage Conditions

Operating Temperature Range	-20 – 85 $^{\circ}\text{C}$ [-4 – 185 $^{\circ}\text{F}$]
-----------------------------	--

Operation/Application

Circuit Application	Signal
---------------------	--------

Identification Marking

Circuit Identification Feature	With
--------------------------------	------

Packaging Features

Packaging Quantity	800
--------------------	-----



Packaging Method

Tape & Reel

Product Compliance

[For compliance documentation, visit the product page on TE.com>](#)

EU RoHS Directive 2011/65/EU

Compliant

EU ELV Directive 2000/53/EC

Compliant

China RoHS 2 Directive MIIT Order No 32, 2016

No Restricted Materials Above Threshold

EU REACH Regulation (EC) No. 1907/2006

Current ECHA Candidate List: JUNE 2023 (235)
Candidate List Declared Against: JAN 2023 (233)
Does not contain REACH SVHC

Halogen Content

Not Low Halogen - contains Br or Cl > 900 ppm.

Solder Process Capability

Reflow solder capable to 245°C

Product Compliance Disclaimer

This information is provided based on reasonable inquiry of our suppliers and represents our current actual knowledge based on the information they provided. This information is subject to change. The part numbers that TE has identified as EU RoHS compliant have a maximum concentration of 0.1% by weight in homogenous materials for lead, hexavalent chromium, mercury, PBB, PBDE, DBP, BBP, DEHP, DIBP, and 0.01% for cadmium, or qualify for an exemption to these limits as defined in the Annexes of Directive 2011/65/EU (RoHS2). Finished electrical and electronic equipment products will be CE marked as required by Directive 2011/65/EU. Components may not be CE marked. Additionally, the part numbers that TE has identified as EU ELV compliant have a maximum concentration of 0.1% by weight in homogenous materials for lead, hexavalent chromium, and mercury, and 0.01% for cadmium, or qualify for an exemption to these limits as defined in the Annexes of Directive 2000/53/EC (ELV). Regarding the REACH Regulation, the information TE provides on SVHC in articles for this part number is based on the latest European Chemicals Agency (ECHA) 'Guidance on requirements for substances in articles' posted at this URL: <https://echa.europa.eu/guidance-documents/guidance-on-reach>


Compatible Parts




Customers Also Bought



TE Part #440054-2
2.0MM,HDR,2POS,VERTICAL



TE Part #292132-2
CT P/HDR BOX V 2P NAT




TE Part #1735042-6
1MM FFC SMT V ASSY 6P EMBOSS



PITCH BATTERY



TE Part #2-292207-4
MINI CT SGL DIP V 4P BLACK



TE Part #2-84982-0
1MM FFC SMT V ASSY 20P EMBOSS



TE Part #84982-4
1MM FFC SMT V ASSY 4P EMBOSS



TE Part #3-292207-7
MINI CT SGL DIP V 17P BLACK



TE Part #292254-2
CT RELAY HDR ASSY 2P NAT

Documents

Product Drawings

[1MM FFC SMT V ASSY 12P EMBOSS](#)

English

CAD Files

[3D PDF](#)

3D

Customer View Model

[ENG_CVM_CVM_1-1735042-2_M.2d_dxf.zip](#)

English

Customer View Model

[ENG_CVM_CVM_1-1735042-2_M.3d_igs.zip](#)

English

Customer View Model

[ENG_CVM_CVM_1-1735042-2_M.3d_stp.zip](#)

English

By downloading the CAD file I accept and agree to the [Terms and Conditions](#) of use.

Datasheets & Catalog Pages



[1-1773959-6-flexible-printed-circuit-con](#)

English

[1-1773959-7-FPC-Connectors-CN](#)

Product Specifications

[Product Specification](#)

English

Product Environmental Compliance

[MD_1-1735042-2_0603201610_dmtec](#)

English

[MD_1-1735042-2_0603201610_dmtec](#)

English