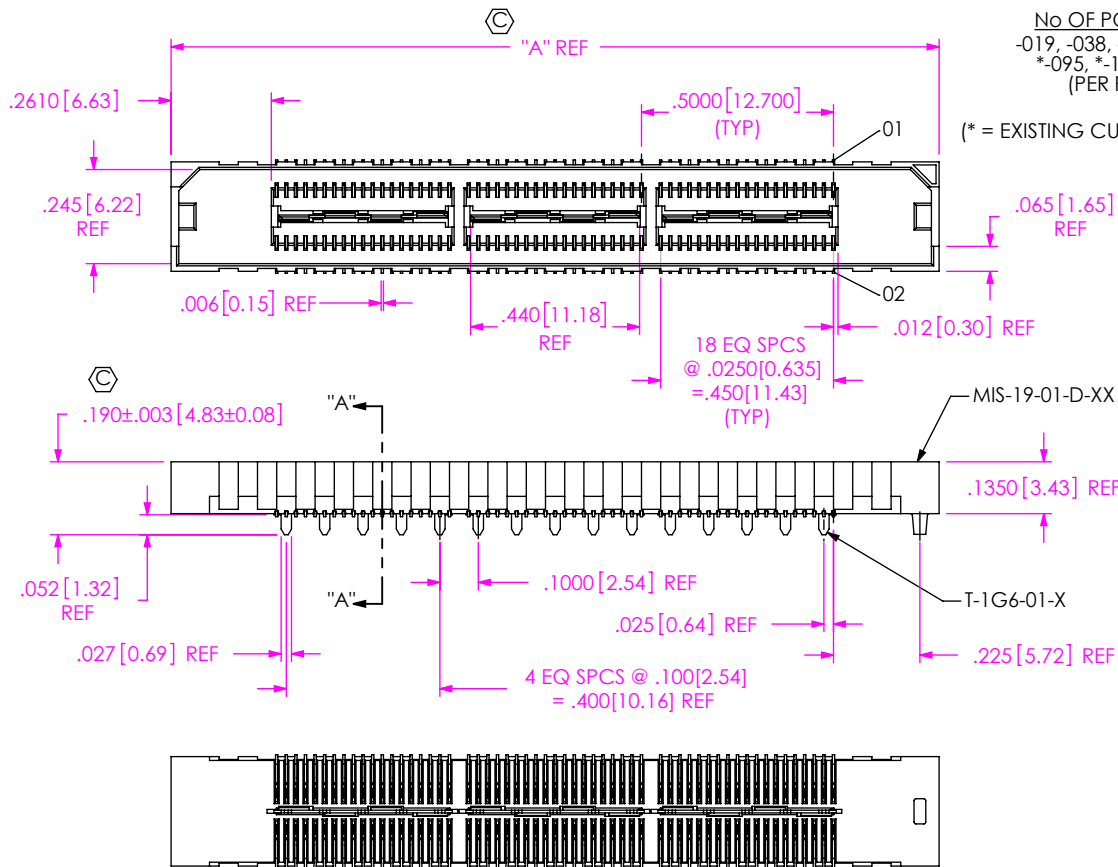


DO NOT SCALE FROM THIS PRINT



No OF POSITIONS
-019, -038, -057, *-076,
*-095, *-114, *-133
(PER ROW)

(* = EXISTING CUSTOMERS ONLY)

LEAD STYLE
-01: .1430[3.632]

PACKAGING (SEE NOTE 15 & 16)
BLANK: TRAYS (SEE NOTE 14)
-TR: TAPE & REEL (-076 POS MAX)
-FR: FULL REEL QTY TAPE & REEL
(-076 POS MAX)

PICK & PLACE PAD
-K: POLYIMIDE FILM PAD
(USE K-DOT-.325-.450-.005,
SEE FIG 2, SHT 2)

ROW SPECIFICATION
-D: DOUBLE (USE MIS-19-01-D-XX)

No OF BANKS

PLATING SPECIFICATION

- F: 3μ" FLASH GOLD IN CONTACT AREA, MATTE TIN ON TAIL. (USE C-149-01-F AND T-1G6-01-F)
- L: 10μ" LIGHT GOLD IN CONTACT AREA, MATTE TIN ON TAIL. (USE C-149-01-L AND T-1G6-01-L)
- H: 30μ" GOLD IN CONTACT AREA, 3μ" GOLD ON TAIL. (USE C-149-01-H AND T-1G6-01-H)
- C: 50μ" ELECTRO-POLISHED GOLD IN CONTACT AREA, MATTE TIN ON TAIL. (USE C-149-01-C AND T-1G6-01-L)

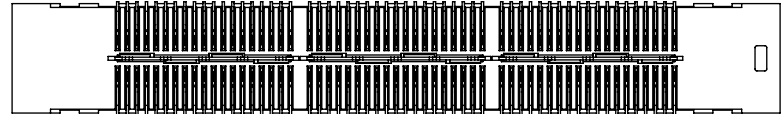
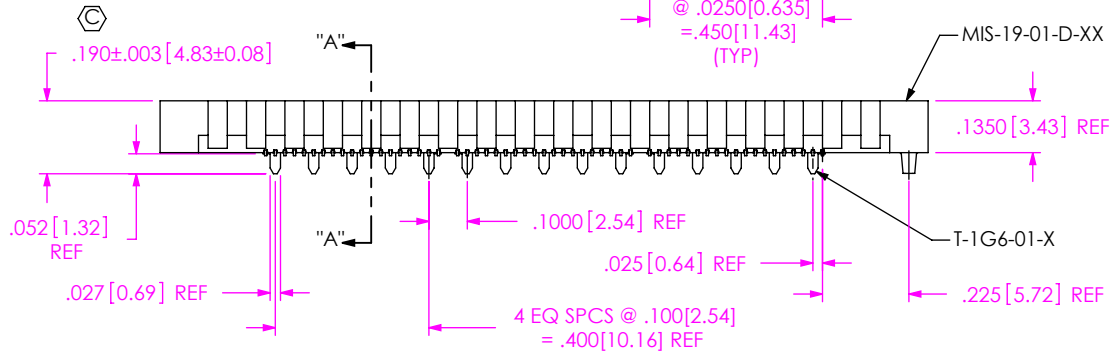
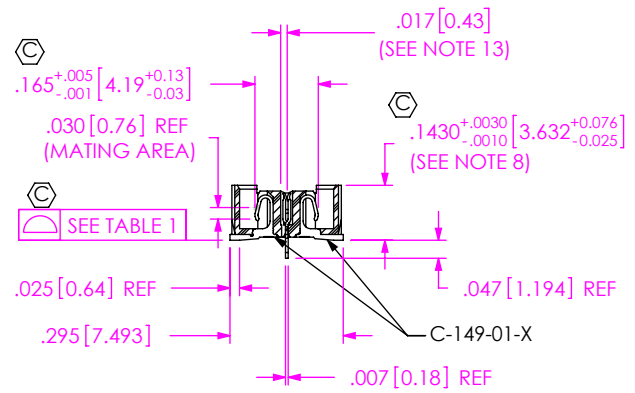
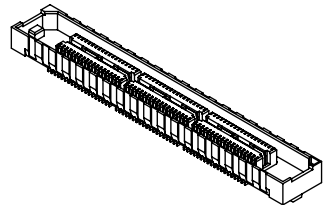


FIG 1 (MIS-057-01-X-D SHOWN)

No OF POS	COPLANARITY
-019 THRU -076	.004[0.10]
-095 THRU -133	.006[0.15]

No. OF POS	"A"
-019	1.000 [25.40]
-038	1.500 [38.10]
-057	2.000 [50.80]
-076	2.500 [63.50]
-095	3.000 [76.20]
-114	3.500 [88.90]
-133	4.000 [101.60]



SECTION "A"- "A"

- NOTES:
1. Ⓢ REPRESENTS A CRITICAL DIMENSION.
 2. NOTE DELETED.
 3. MAXIMUM BURR ALLOWANCE: .0015[0.038]
 4. MINIMUM TERMINAL RETENTION: 8 OZ
 5. MINIMUM GROUND PLANE RETENTION: 8 OZ
 6. MAXIMUM ALLOWABLE BOW: .002[0.05] INCH/INCH AFTER ASSEMBLY.
 7. PARTS TO BE MOLDED TO POSITION.
 8. MAXIMUM VARIANCE: .002[0.05]
 9. NOTE DELETED.
 10. -L PLATING CAN BE SUBSTITUTED FOR -F PLATING.
 11. NOTE DELETED.
 12. NOTE DELETED.
 13. CHECK ONCE PER BANK ALTERNATING SIDES FOR MULTIPLE BANK PARTS.
 14. TRAYS ARE STANDARD PACKAGING.
 15. ORDERS WILL BE PACKAGED ACCORDING TO THE SAMTEC PACKAGING EFFICIENCY STANDARDS (SPES) FOUND ON WWW.SAMTEC.COM
 16. ATTACH LABEL TO EACH REEL

UNLESS OTHERWISE SPECIFIED, DIMENSIONS ARE IN INCHES.

TOLERANCES ARE:

DECIMALS	ANGLES
.XX: ±.01[0.3]	2°
.XXX: ±.005[0.13]	
.XXXX: ±.0020[0.051]	

PROPRIETARY NOTE

THIS DOCUMENT CONTAINS CONFIDENTIAL AND PROPRIETARY INFORMATION AND ALL DESIGN, MANUFACTURING, REPRODUCTION, USE, PATENT RIGHTS AND SALES RIGHTS ARE EXPRESSLY RESERVED BY SAMTEC, INC. THIS DOCUMENT SHALL NOT BE DISCLOSED, IN WHOLE OR PART, TO ANY UNAUTHORIZED PERSON OR ENTITY NOR REPRODUCED, TRANSFERRED OR INCORPORATED IN ANY OTHER PROJECT IN ANY MANNER WITHOUT THE EXPRESS WRITTEN CONSENT OF SAMTEC, INC.



MATERIAL: DO NOT SCALE DRAWING SHEET SCALE: 2:1

INSULATOR: LCP, UL 94 V-0; COLOR: BLACK
CONTACT & GROUND PLANE: PHOS BRONZE

DESCRIPTION:
.635mm DOUBLE ROW HS SOCKET ASSEMBLY

DWG. NO. MIS-XXX-XX-X-D-X-XX

BY: DEAN P 7/7/1999 SHEET 1 OF 2

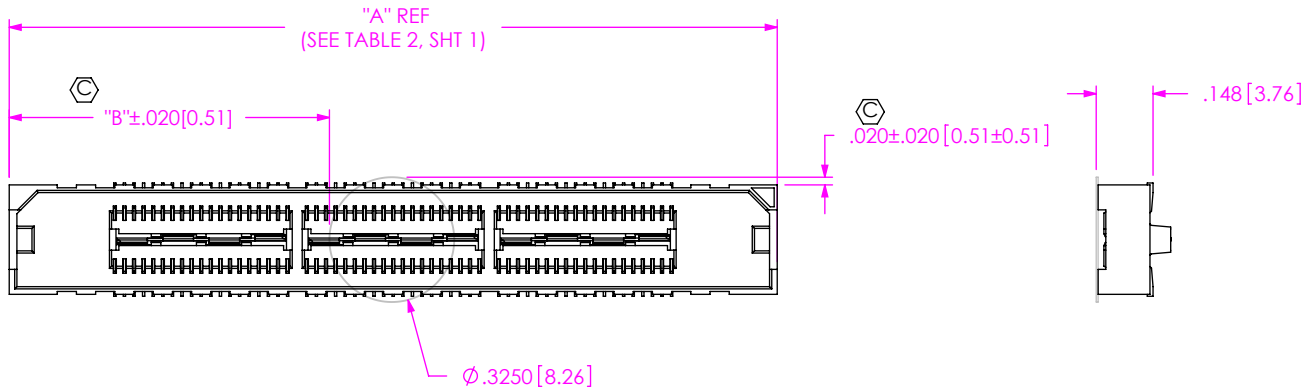


FIG 2
-K: POLYIMIDE FILM PAD
(USE K-DOT-.325-.450-.005)

TABLE 3	
No. OF POS	"B"
-019	.338 [8.57]
-038	.588 [14.92]
-057	.838 [21.27]
-076	1.088 [27.62]
-095	1.338 [33.97]
-114	1.588 [40.32]
-133	1.838 [46.67]

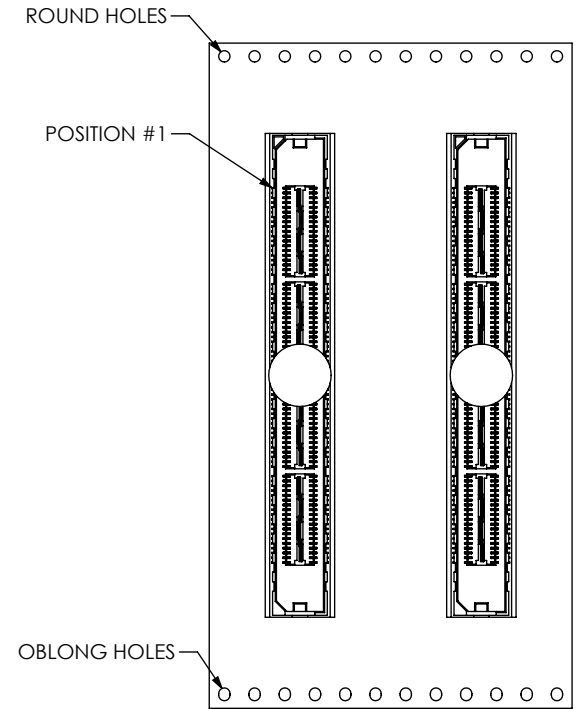


FIG 3
-TR: TAPE & REEL OPTION
(MIS-057-01-X-D-K-TR SHOWN)
(DIFFERENT AS SHOWN, OTHERWISE SAME AS FIG 1)
(-076 POS MAX)

CRITICAL DIMENSION INSPECTION INSTRUCTION TABLE	
ASSEMBLY OPERATION	IN PROCESS INSPECTION
FILL C-149-01-X	C1, C2, C5, C9, C10
FILL T-1G6-01-X	C4, C8, C9
ADD -K OPTION	C6, C7

PROPRIETARY NOTE
THIS DOCUMENT CONTAINS CONFIDENTIAL AND PROPRIETARY INFORMATION AND ALL DESIGN, MANUFACTURING, REPRODUCTION, USE, PATENT RIGHTS AND SALES RIGHTS ARE EXPRESSLY RESERVED BY SAMTEC, INC. THIS DOCUMENT SHALL NOT BE DISCLOSED, IN WHOLE OR PART, TO ANY UNAUTHORIZED PERSON OR ENTITY NOR REPRODUCED, TRANSFERRED OR INCORPORATED IN ANY OTHER PROJECT IN ANY MANNER WITHOUT THE EXPRESS WRITTEN CONSENT OF SAMTEC, INC.

DO NOT SCALE DRAWING

SHEET SCALE: 2:1



520 PARK EAST BLVD, NEW ALBANY, IN 47150
PHONE: 812-944-6733 FAX: 812-948-5047
e-Mail: info@SAMTEC.com code: 55322

DESCRIPTION:
.635mm DOUBLE ROW HS SOCKET ASSEMBLY

DWG. NO. MIS-XXX-XX-X-D-X-XX

BY: DEAN P 7/7/1999 SHEET 2 OF 2