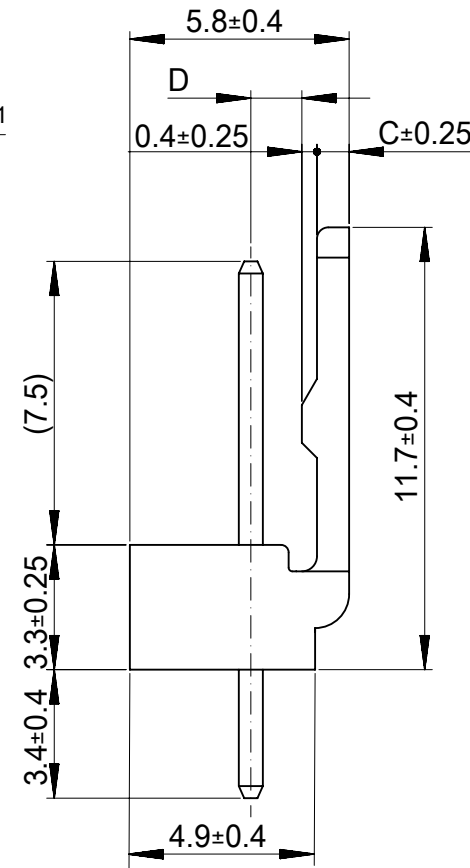
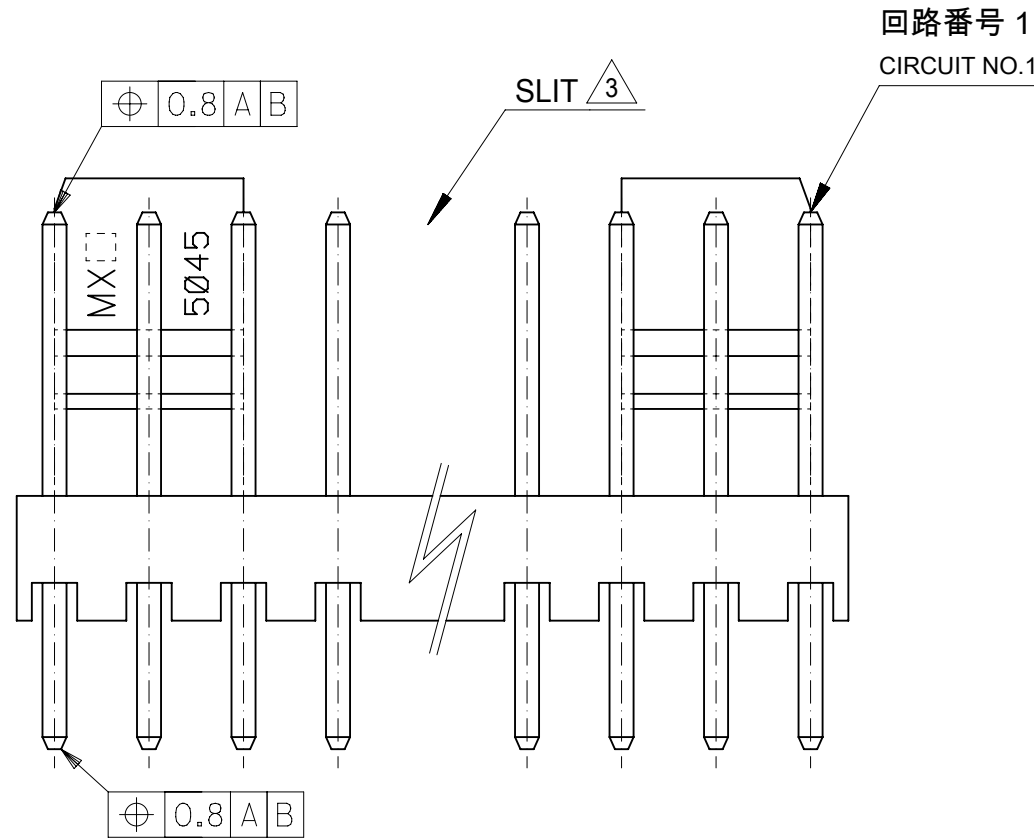
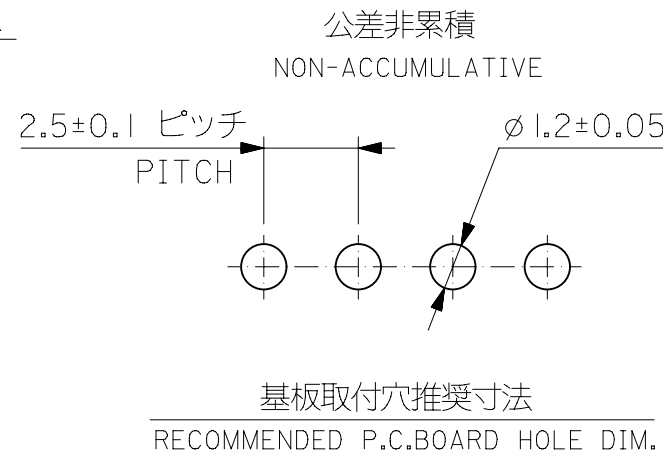
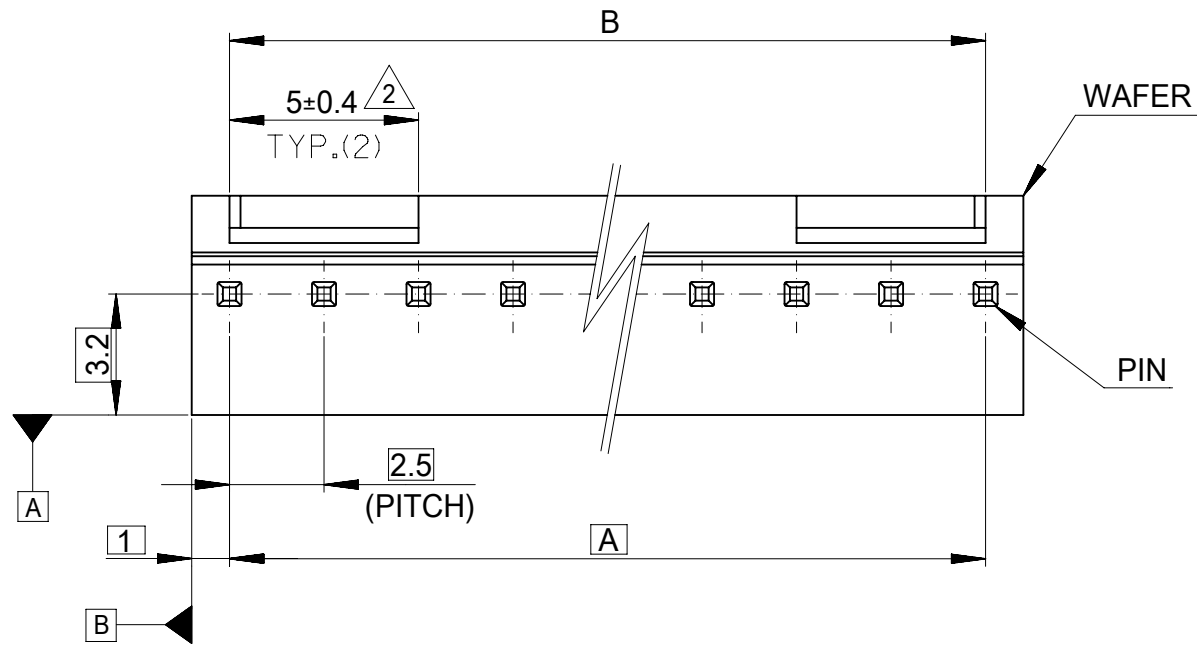


注：  
NOTE

1. 材料  
MATERIAL  
ピン : □0.635×14.2 黄銅、  
ニッケル下地金めっき  
PIN : □0.635×14.2 BRASS  
GOLD OVER NICKEL PLATING  
ウエハー : ポリアミド、UL94V-0  
WAFER: POLYAMIDE,UL94V-0
2. 6極以上に適応  
TO BE APPLIED FOR 6 CKT. AND MORE THAN 6 CKT.
3. 5極以下はロック部スリットなし  
NO SLIT IS PROVIDED FOR 5 CKT. AND LESS THAN 5 CKT.
4. ELV 及び RoHS 適合品  
ELV AND RoHS COMPLIANT



1.35	0.85	22.5 <sup>+0.2</sup> <sub>-0.4</sub>	22.5	22 11 1101	10
↑	↑	20 <sup>+0.15</sup> <sub>-0.35</sub>	20	↑ 1091	9
		17.5 <sup>+0.15</sup> <sub>-0.35</sub>	17.5	↑ 1081	8
		15 <sup>+0.1</sup> <sub>-0.3</sub>	15	↑ 1071	7
		12.5 <sup>+0.1</sup> <sub>-0.3</sub>	12.5	↑ 1061	6
↓	↓	10 <sup>+0.15</sup> <sub>-0.3</sub>	10	↑ 1051	5
1.35	0.85	7.5 <sup>+0.15</sup> <sub>-0.3</sub>	7.5	↓ 1041	4
1.2	1	5 <sup>+0.15</sup> <sub>-0.3</sub>	5	↓ 1031	3
1.2	1	2.5 <sup>+0.15</sup> <sub>-0.3</sub>	2.5	22 11 1021	2
D	C	B	A	ORDER No.	極数 CKT.

MODEL No. : 5045-\*\*AG

THIS DRAWING CONTAINS INFORMATION THAT IS PROPRIETARY TO MOLEX ELECTRONIC TECHNOLOGIES, LLC AND SHOULD NOT BE USED WITHOUT WRITTEN PERMISSION									
DIMENSION UNITS	SCALE	CURRENT REV DESC: OBSOLETE PART NUMBER AS PER PCN#509451							
mm	5:1								
GENERAL TOLERANCES (UNLESS SPECIFIED)									
ANGULAR TOL	± 3.0°	MINI-LATCH 2.5 HEADER ASS'Y ST WITH LOCK GOLD PLATING PRODUCT CUSTOMER DRAWING							
4 PLACES	± 0.2	EC NO: 686785 DRWN: SUGEEB 2021/08/30 CHK'D: GGA 2022/02/28 APPR: GGA 2022/02/28							
3 PLACES	± 0.2	INITIAL REVISION: DRWN: RHORI 2013/11/25 APPR: NUKITA 2013/11/28							
2 PLACES	± 0.2	DOCUMENT NUMBER: SD-5045-001 DOC TYPE: PSD DOC PART: 001 REVISION: G1							
1 PLACE	± 0.2	MATERIAL NUMBER: SEE TABLE CUSTOMER: GENERAL MARKET SHEET NUMBER: 1 OF 1							
0 PLACES	± 0.2	DRAFT WHERE APPLICABLE MUST REMAIN WITHIN DIMENSIONS THIRD ANGLE PROJECTION DRAWING: A3-SIZE SERIES: 5045							