

AC charging cable - EV-T2M3C-3AC32A-5,0M6,0ESBK00 - 1622043

Please be informed that the data shown in this PDF Document is generated from our Online Catalog. Please find the complete data in the user's documentation. Our General Terms of Use for Downloads are valid (<http://phoenixcontact.com/download>)

AC charging cable with Vehicle Connector, open cable end, with protective cap, Type 2, IEC 62196-2, 32 A / 480 V (AC), Design line Standard, Cable: 5 m, black, straight, Mating face: gray, Griffbereich: gray



Product Description

AC charging cable with Vehicle Connector and open cable end for charging electric vehicles (EV) with alternating current (AC) via type 2 Vehicle Inlets, for installation at charging stations for E-Mobility (EVSE)



Key Commercial Data

Packing unit	1 STK
Custom tariff number	85444290
Country of origin	Germany

Technical data

Product definition

Product type	AC charging cable with Vehicle Connector, open cable end, with protective cap
Type	Design line 1
Standards/regulations	IEC 62196-2
Charging standard	Type 2
Charging mode	Mode 3
Type of charging current	AC 3-phase

Dimensions

Height	102.9 mm
Width	60 mm
Depth	229.6 mm
Conductor length	5 m

AC charging cable - EV-T2M3C-3AC32A-5,0M6,0ESBK00 - 1622043

Technical data

Dimensions

Stripping length	45 mm ±10 mm
------------------	--------------

Ambient conditions

Ambient temperature (operation)	-30 °C ... 50 °C
Ambient temperature (storage/transport)	-40 °C ... 80 °C
Max. altitude	5000 m (above sea level)
Degree of protection	IP44 (plugged in)
	IP44 (Protective cap)

Electrical properties

Maximum charging power	26.6 kW
Number of phases	3
Number of power contacts	5 (L1, L2, L3, N, PE)
Rated current of power contacts	32 A
Rated voltage for power contacts	480 V AC
Number of signal contacts	2 (CP, PP)
Rated current for signal contacts	2 A
Rated voltage for signal contacts	30 V AC
Type of signal transmission	Pulse width modulation
Resistor coding	220 Ω (between PE and PP)

Mechanical properties

Insertion/withdrawal cycles	> 10000
Insertion force	< 100 N
Withdrawal force	< 100 N

Design

Design line	Standard
Housing color	black
Pin connector pattern color	gray
Color handle area	gray
Color protective cap	black
Label	14.1 mm x 44.8 mm (customer logo on request)

Material

Housing material	Plastic
Material connection profile	Plastic
Material handle area	Soft plastic
Material protective cap	Soft plastic
Material surface of contacts	Ag

AC charging cable - EV-T2M3C-3AC32A-5,0M6,0ESBK00 - 1622043

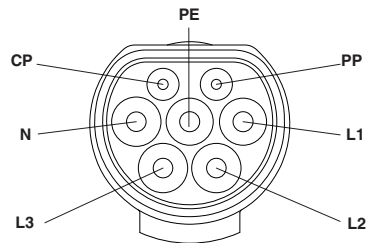
Technical data

Cable

Cable structure	5 x 6.0 mm ² + 1 x 0.5 mm ² (prEN 50620, VDE Reg. 8789 class 5)
External cable diameter	17 mm ±0.4 mm
Type of conductor	straight
Outer sheath, material	TPE-U
External sheath, color	black
Minimum bending radius	255 mm (15 x diameter)

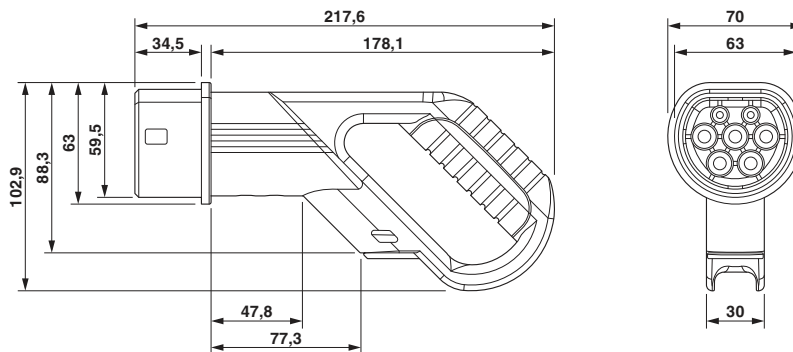
Drawings

Schematic diagram



Pin assignment of the Vehicle Connector





Dimensional drawing



Dimensional drawing of Vehicle Connector

AC charging cable - EV-T2M3C-3AC32A-5,0M6,0ESBK00 - 1622043

Schematic diagram



AC charging cable - EV-T2M3C-3AC32A-5,0M6,0ESBK00 - 1622043

Classifications

eCl@ss

eCl@ss 6.0	27279220
eCl@ss 8.0	27059290
eCl@ss 9.0	27144705

ETIM

ETIM 5.0	EC002839
----------	----------

Approvals


Approvals

Approvals

VDE approval of drawings

Ex Approvals

Approval details

VDE approval of drawings  http://www.vde.de 40037319	
mm ² /AWG/kcmil	6.0
Nominal current I _N	32 A
Nominal voltage U _N	480 V

Accessories

Accessories

Mounting material

Holder - EV-T2AC-PARK - 1624148



