

## Front adapters - FLK 40-PA/EZ-DR/HF/KS/2000/YUC - 2904488

Please be informed that the data shown in this PDF Document is generated from our Online Catalog. Please find the complete data in the user's documentation. Our General Terms of Use for Downloads are valid (<http://phoenixcontact.com/download>)



Cast front adapter with attached, halogen-free round cable and a 40-pos. socket strip injection-molded on both sides for the connection of Yokogawa controllers. Cable length: 20.0 m

### Why buy this product

- Molded connectors
- Can be screwed on
- KS/AKB-compatible connectors on the module side
- Lateral cable outlet of the I/O module

### Key Commercial Data

Packing unit	1 STK
Custom tariff number	85444290
Country of origin	Germany

### Technical data

#### Ambient conditions

Ambient temperature (operation)	-20 °C ... 70 °C
Ambient temperature (storage/transport)	-20 °C ... 70 °C

#### General

Nominal voltage $U_N$	30 V DC
Max. permissible current	500 mA (per path at 70°C)
Designation	Halogen-free sheath
Standards/regulations	IEC 60754-1
Designation	No development of corrosive fumes
Standards/regulations	IEC 60267-2

#### Connection data 1

## Front adapters - FLK 40-PA/EZ-DR/HF/KS/2000/YUC - 2904488

### Technical data

#### Connection data 1

Connection name	Control side
Connection method	Yokogawa, I/O cards compatible
Torque	0.5 Nm (Screw connection)
Number of connections	1
Number of positions	40

#### Connection data 2

Connection name	Field level
Connection method	Yokogawa, KS compatible
Torque	0.5 Nm (Screw connection)
Number of connections	1
Number of positions	40

#### Cable

Structural data	in acc. to UL style 2464/1061
Individual wires per module	7
Single wire, material	Cu tin-plated
Single wire, cross section	0.14 mm <sup>2</sup>
External diameter	9.8 mm
Length of cable	20 m
Outer sheath, material	PVC
External sheath, color	gray RAL 7035
Shielding	yes
Halogen-free cable	Yes
Max. conductor resistance	0.16 Ω/m
Cable insulation resistance	approx. 153 MΩ/km
Cable impedance	approx. 120 Ω
Cable resistance	approx. 155 Ω/km
Cable capacity	approx. 130 pF/m
Insulation	Semi-rigid PVC
Flame resistance	IEC 60332-3-22
Resistance to oil	DIN VDE 0472 Part 803, test type B
Gasoline resistance	Against occasional splashes

#### Supported controller

Controller	YOKOGAWA CS3000 CentumVP
- suitable I/O card	AAI543
	AAI141
	AAI143

## Front adapters - FLK 40-PA/EZ-DR/HF/KS/2000/YUC - 2904488

### Technical data

#### Supported controller

	AAI835
	AAI841
	AAI135
	AAR181
	AAT141
	AAV141
	AAV142
	AAB841
	AAV542
Controller	YOKOGAWA STARDOM
- suitable I/O card	NFAI543
	NFAI141
	NFAI143
	NFAI835
	NFAI841
	NFAI135
	NFAV141
	NFAV142
	NFAB841
	NFAV542

#### Standards and Regulations

Resistance to oil	DIN VDE 0472 Part 803, test type B
Flame resistance	IEC 60332-3-22
Designation	Halogen-free sheath
Standards/regulations	IEC 60754-1
Designation	No development of corrosive fumes
Standards/regulations	IEC 60267-2

### Drawings

## Front adapters - FLK 40-PA/EZ-DR/HF/KS/2000/YUC - 2904488

### Connection diagram

40-pos. connector the I/O card	40-pos. connector to the module	Wire color
1	40	black
2	39	brown
3	38	red
4	37	orange
5	36	yellow
6	35	green
7	34	blue
8	33	violet
9	32	gray
10	31	white
11	30	white-black
12	29	white-brown
13	28	white-red
14	27	white-orange
15	26	white-yellow
16	25	white-green
17	24	white-blue
18	23	white-violet
19	22	white-gray
20	21	brown-black
21	20	brown-red
22	19	brown-orange
23	18	brown-yellow
24	17	brown-green
25	16	brown-blue
26	15	brown-violet
27	14	brown-gray
28	13	brown-white
29	12	green-black
30	11	green-brown
31	10	green-red
32	9	green-orange
33	8	green-blue
34	7	green-violet
35	6	green-gray
36	5	green-white
37	4	yellow-black
38	3	yellow-brown
39	2	yellow-red
40	1	yellow-orange

### Classifications

eCl@ss

eCl@ss 4.0	27250313
eCl@ss 4.1	27250313
eCl@ss 5.0	27250313
eCl@ss 5.1	27250313
eCl@ss 6.0	27242608
eCl@ss 7.0	27141152
eCl@ss 8.0	27249290
eCl@ss 9.0	27242292

ETIM

ETIM 3.0	EC001604
ETIM 4.0	EC000237

# Front adapters - FLK 40-PA/EZ-DR/HF/KS/2000/YUC - 2904488

## Classifications

### ETIM

ETIM 5.0	EC002584
----------	----------

### UNSPSC

UNSPSC 6.01	30211824
UNSPSC 7.0901	39121421
UNSPSC 11	39121421
UNSPSC 12.01	39121421
UNSPSC 13.2	39121421

## Approvals

### Approvals

---

#### Approvals


UL Listed / cUL Listed / cULus Listed


---


#### Ex Approvals

---

### Approval details

UL Listed  <a href="http://database.ul.com/cgi-bin/XYV/template/LISEXT/1FRAME/index.htm">http://database.ul.com/cgi-bin/XYV/template/LISEXT/1FRAME/index.htm</a> FILE E 238705
---

cUL Listed  <a href="http://database.ul.com/cgi-bin/XYV/template/LISEXT/1FRAME/index.htm">http://database.ul.com/cgi-bin/XYV/template/LISEXT/1FRAME/index.htm</a> FILE E 238705
--

cULus Listed 
--

---