



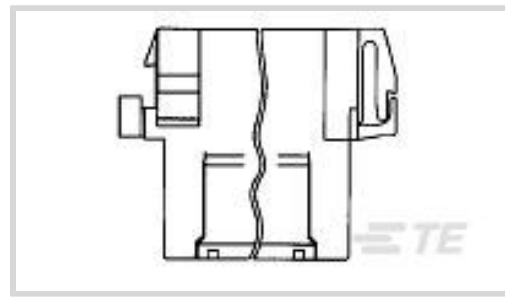
AMP | Junior Power Timer

TE Internal #: 929505-5

Housing for Male Terminals, Wire-to-Wire, 14 Position, .196 in [5 mm] Centerline, Black, Wire & Cable, Power, Junior Power Timer

[View on TE.com >](#)

Connectors > Automotive Connectors > Automotive Housings > Timer Connector Housing



Connector & Housing Type: **Housing for Male Terminals**

Mating Tab Width: **2.8 mm [.11 in]**

Connector System: **Wire-to-Wire**

Number of Positions: **14**

Centerline (Pitch): **5 mm [.196 in]**

[All Timer Connector Housing \(589\)](#)

Features

Product Type Features

| | |
|-----------------------------------|----------------------------|
| Connector Shape | Rectangular |
| Connector & Housing Type | Housing for Male Terminals |
| Connector System | Wire-to-Wire |
| Sealable | No |
| Hybrid Connector | No |
| Primary Locking Feature | Integrated in Housing |
| Connector & Contact Terminates To | Wire & Cable |

Configuration Features

| | |
|---------------------|----|
| Number of Positions | 14 |
| Number of Rows | 2 |

Electrical Characteristics

| | |
|------------------------------|------|
| Nominal Voltage Architecture | 24 V |
|------------------------------|------|

Body Features

| | |
|-----------------------|-------|
| Cable Exit Angle | 180° |
| Primary Product Color | Black |

Contact Features

| | |
|--------------|-------|
| Contact Size | 2.8mm |
|--------------|-------|



| | |
|------------------------------|----------------|
| Contact Type | Tab |
| Mating Tab Width | 2.8 mm[.11 in] |
| Contact Current Rating (Max) | 30 A |

Mechanical Attachment

| | |
|-----------------------------|----------------------------|
| Terminal Position Assurance | No |
| Strain Relief | Without |
| Mating Alignment Type | Polarized |
| Mating Alignment | With |
| Connector Mounting Type | Cable Mount (Free-Hanging) |

Housing Features

| | |
|--------------------|---------------|
| Housing Material | PBT |
| Centerline (Pitch) | 5 mm[.196 in] |

Dimensions

| | |
|--------------------|------------------|
| Connector Height | 26 mm[1.02 in] |
| Product Width | 22.4 mm[.881 in] |
| Product Length | 43.8 mm[1.72 in] |
| Row-to-Row Spacing | 5.6 mm[.22 in] |

Usage Conditions

| | |
|-----------------------------|----------------------------|
| Operating Temperature (Max) | 130 °C[266 °F] |
| Operating Temperature Range | -40 – 130 °C[-40 – 266 °F] |

Operation/Application

| | |
|---------------------|-------|
| Circuit Application | Power |
|---------------------|-------|

Packaging Features

| | |
|--------------------|-----|
| Packaging Quantity | 400 |
| Packaging Method | Bag |

Other

| | |
|--------------------------------------|----|
| Serviceable | No |
| Connector Position Assurance Capable | No |

Product Compliance

[For compliance documentation, visit the product page on TE.com>](#)

| | |
|------------------------------|-----------|
| EU RoHS Directive 2011/65/EU | Compliant |
|------------------------------|-----------|



| | |
|---|--|
| EU ELV Directive 2000/53/EC | Compliant |
| China RoHS 2 Directive MIIT Order No 32, 2016 | No Restricted Materials Above Threshold |
| EU REACH Regulation (EC) No. 1907/2006 | Current ECHA Candidate List: JUNE 2023 (235) Candidate List Declared Against: JAN 2023 (233) Does not contain REACH SVHC |
| Halogen Content | Not Low Halogen - contains Br or Cl > 900 ppm. |
| Solder Process Capability | Not applicable for solder process capability |

Product Compliance Disclaimer

This information is provided based on reasonable inquiry of our suppliers and represents our current actual knowledge based on the information they provided. This information is subject to change. The part numbers that TE has identified as EU RoHS compliant have a maximum concentration of 0.1% by weight in homogenous materials for lead, hexavalent chromium, mercury, PBB, PBDE, DBP, BBP, DEHP, DIBP, and 0.01% for cadmium, or qualify for an exemption to these limits as defined in the Annexes of Directive 2011/65/EU (RoHS2). Finished electrical and electronic equipment products will be CE marked as required by Directive 2011/65/EU. Components may not be CE marked. Additionally, the part numbers that TE has identified as EU ELV compliant have a maximum concentration of 0.1% by weight in homogenous materials for lead, hexavalent chromium, and mercury, and 0.01% for cadmium, or qualify for an exemption to these limits as defined in the Annexes of Directive 2000/53/EC (ELV). Regarding the REACH Regulation, the information TE provides on SVHC in articles for this part number is based on the latest European Chemicals Agency (ECHA) 'Guidance on requirements for substances in articles' posted at this URL: <https://echa.europa.eu/guidance-documents/guidance-on-reach>

Compatible Parts



TE Part # CAT-T4827-CH8172
Timer Connector Housing

Also in the Series | Junior Power Timer



Automotive Connector Caps & Covers (5)




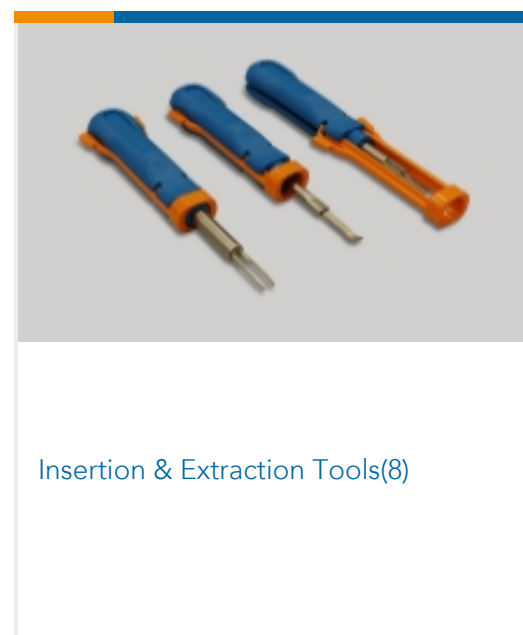

Automotive Housings(252)



Automotive Terminals(86)



Busbars & Terminals(1)



Customers Also Bought



Documents

Product Drawings

FF TAB HOUSING 2X7P

German

CAD Files

Customer View Model

[ENG_CVM_929505-5_F4.3d_igs.zip](#)

English

Customer View Model

[ENG_CVM_929505-5_F4.3d_stp.zip](#)

English

Customer View Model

[ENG_CVM_929505-5_F4.2d_dxf.zip](#)

English

3D PDF

English

By downloading the CAD file I accept and agree to the [Terms and Conditions](#) of use.



[Datasheets & Catalog Pages](#)

[Timer Interconnection System](#)

English