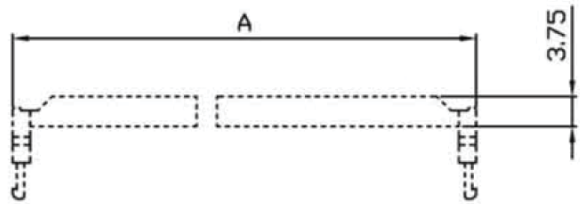

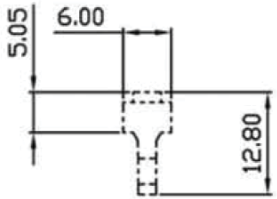

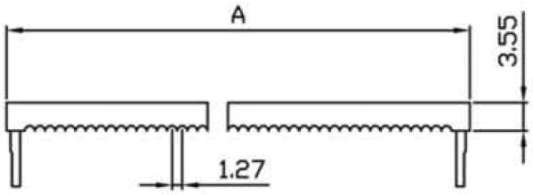

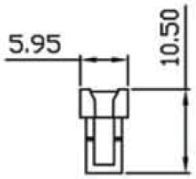

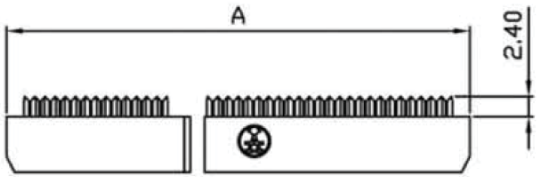

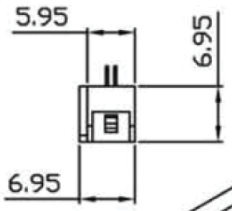

DIMENSION					
POSITION	A	B	POSITION	A	B
06P	12.18	05.08	24P	35.04	27.94
08P	14.72	07.62	26P	37.58	30.48
10P	17.26	10.16	30P	42.66	35.56
12P	19.80	12.70	34P	47.74	40.64
14P	22.34	15.24	36P	50.43	43.18
16P	24.88	17.78	40P	55.36	48.26
18P	27.42	20.32	44P	60.64	53.34
20P	29.96	22.86	50P	68.06	60.96

POSITION	A	B
60P	80.74	76.54
64P	85.82	81.62

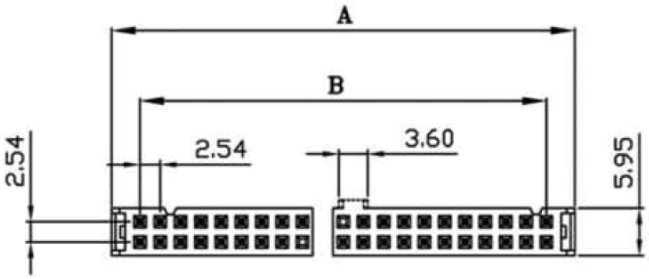

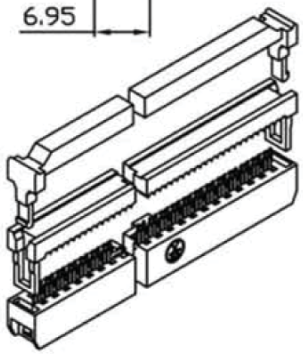

MATERIALS:
INSULATOR:P.B.T.30%GLASS FIBER,UL94V-0
CONTACT MATERIAL:BRASS OR PHOSPHOR BRONZE,
UNDERPLATE: NICKEL
CONTACT AREA: GOLD FLASH SLECTIVE
ELECTRICAL:
CURRENT RATING:1AMP.
INSULATION RESISTANCE:1000MΩ MIN.
DIELECTRIC WITHSTANDING:500VAC
OPERATING TEMPERATURE:-55°C~+105°C

RoHS Complaint

Scale	1:1						Name
TOLERANCE							
X.X	±0.40				Drawn	10.19.11	Chappell
X.XX	±0.25				Approved		
X.XXX	±0.15						
Angle	±3°						
			Modification	Date	Name		

ASSMANN WSW components

Item No.
AWPXX-7241-T-R With Strain Relief
AWPXX-7240-TR Without Strain Relief

Title IDC-Socket, Pitch 2.54X2.54mm, Central Lug, Gold Flash

Drawing No.

rev00

Replace

Sheet