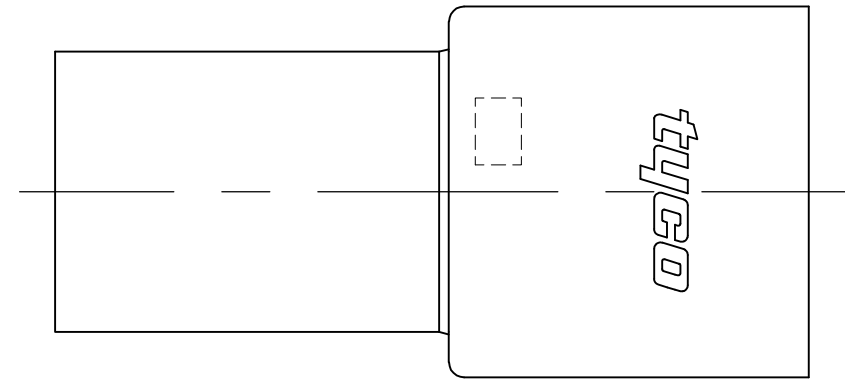


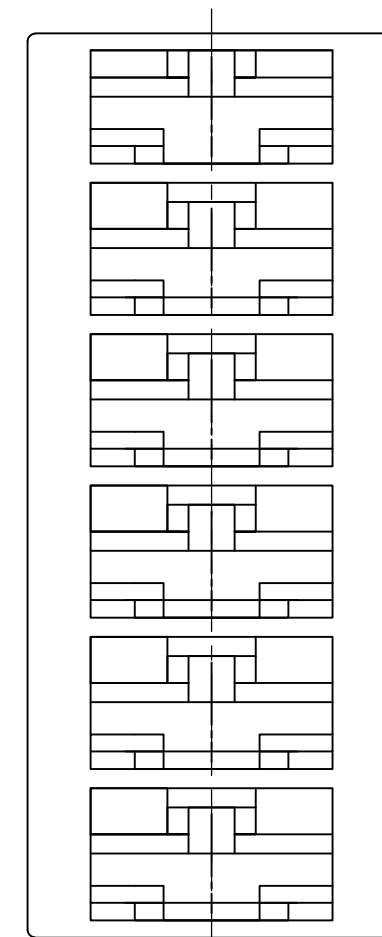
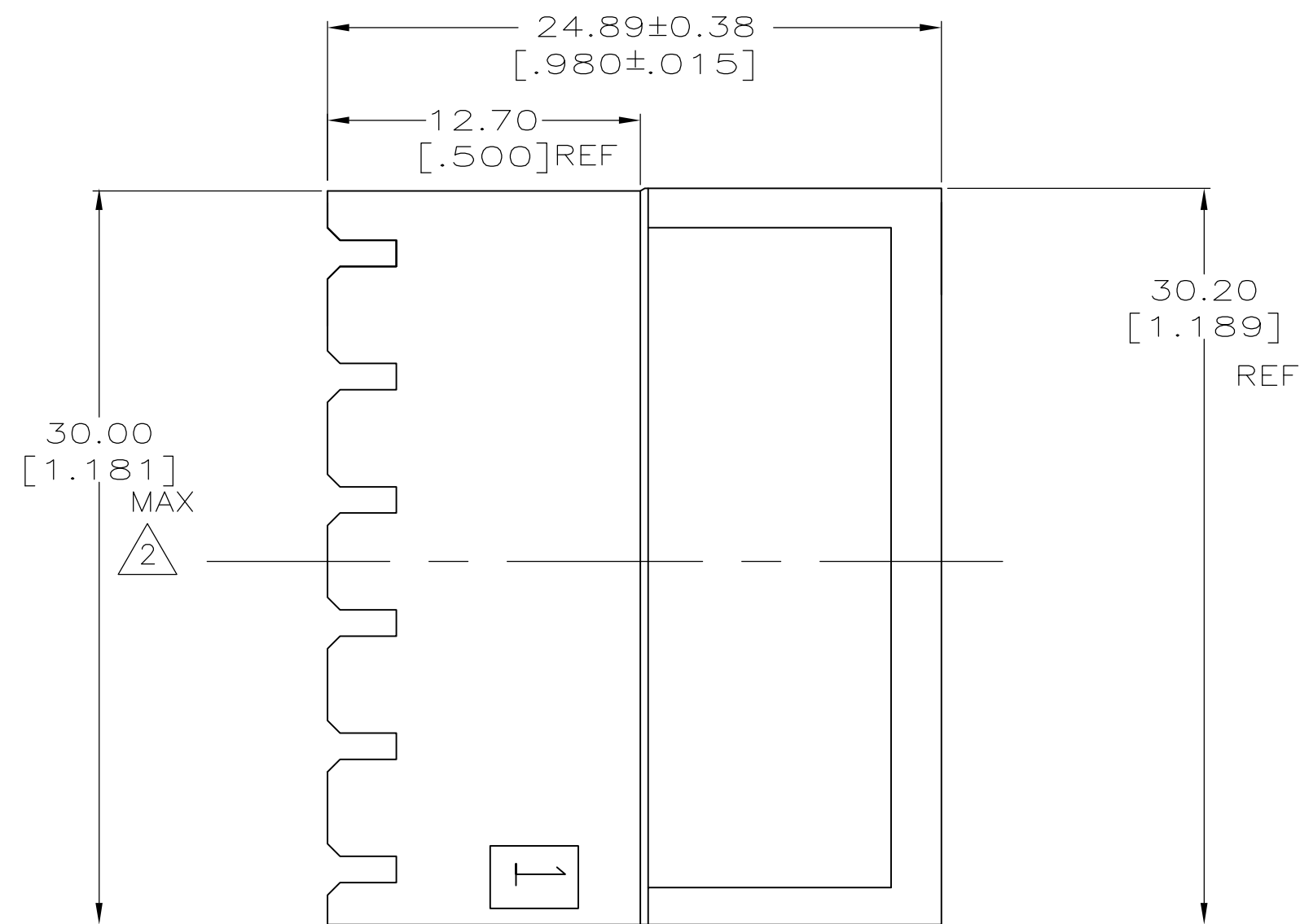
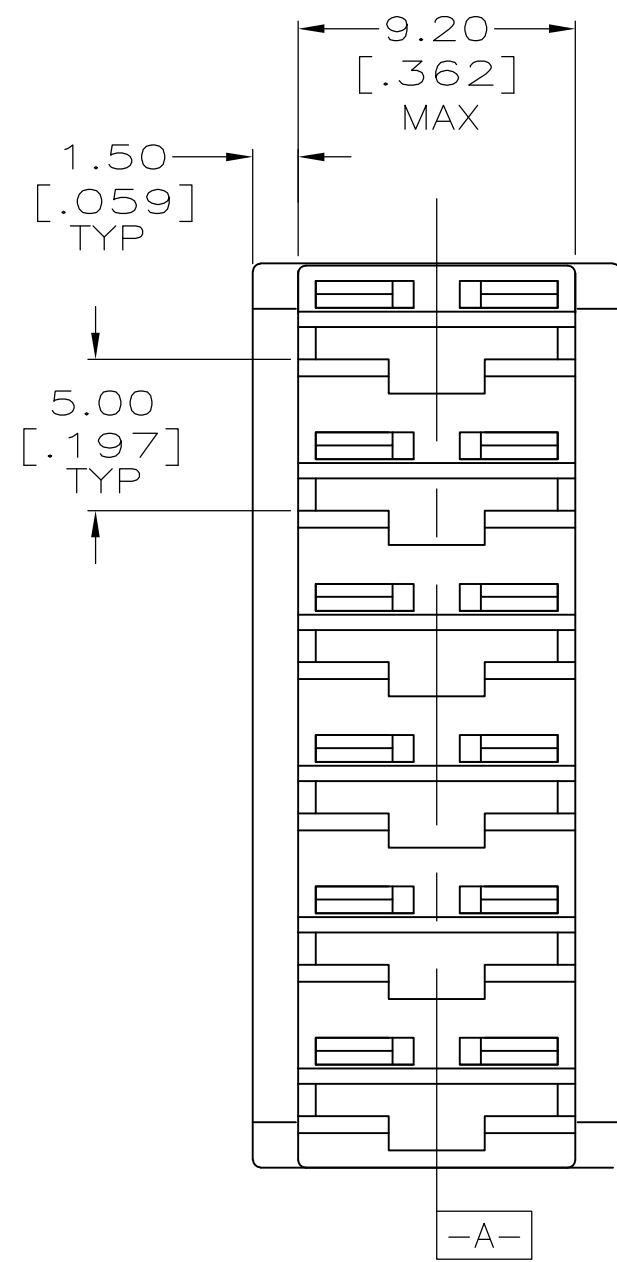
THIS DRAWING IS UNPUBLISHED. RELEASED FOR PUBLICATION
 © COPYRIGHT - By - ALL RIGHTS RESERVED.

LOC		DIST		REVISIONS			
P	LTR	DESCRIPTION		DATE	DWN	APVD	
AF	50	B		REVISED PER ECR-16-001902	21MAR2016	BW JP	



- 1 ACCEPTS RECEPTACLE CONTACTS AND WIRE RANGES:
- | PART NUMBER | WIRE RANGE |
|-------------|---|
| 1217378 | 22 - 18 AWG |
| 1217094 | 18 - 14 AWG OR A COMBINATION OF (TWO #18'S) |
| 1217095 | 16 - 12 AWG OR A COMBINATION OF (TWO #18'S OR TWO #16'S OR AN #18 AND #16). |

2 HOUSING WIDTH MEASURED ACROSS CIRCUITS AT CENTERLINE DATUM [-A-].



BLUE	NONE	NONE	521794-1
COLOR	KEYING FEATURE	POLARIZATION FEATURE	PART NUMBER

THIS DRAWING IS A CONTROLLED DOCUMENT.		DWN R FLAIG 28FEB2005												
DIMENSIONS: mm		CHK R LONDON 28FEB2005												
TOLERANCES UNLESS OTHERWISE SPECIFIED:		APVD R LONDON 28FEB2005												
<table border="1"> <tr><td>0 PLC</td><td>± -</td></tr> <tr><td>1 PLC</td><td>± -</td></tr> <tr><td>2 PLC</td><td>± 0.25 [.010]</td></tr> <tr><td>3 PLC</td><td>± -</td></tr> <tr><td>4 PLC</td><td>± -</td></tr> <tr><td>ANGLES</td><td>± -</td></tr> </table>		0 PLC			± -	1 PLC	± -	2 PLC	± 0.25 [.010]	3 PLC	± -	4 PLC	± -	ANGLES
0 PLC	± -													
1 PLC	± -													
2 PLC	± 0.25 [.010]													
3 PLC	± -													
4 PLC	± -													
ANGLES	± -													
MATERIAL NYLON	FINISH SEE TABLE	PRODUCT SPEC	HOUSING, RECEPT, POSITIVE-LOCK, MKIII, 6.35 [.250] SERIES, 6 POSITION											
		APPLICATION SPEC	SIZE A2	CAGE CODE 00779	DRAWING NO C=521794									
		WEIGHT	RESTRICTED TO											
		CUSTOMER DRAWING	SCALE 4:1	SHEET 1 of 1	REV B									