

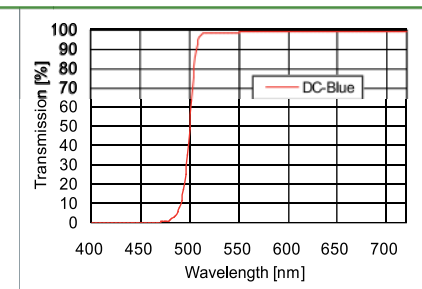
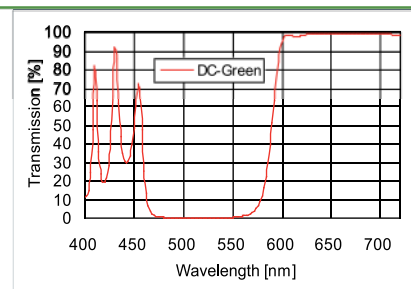
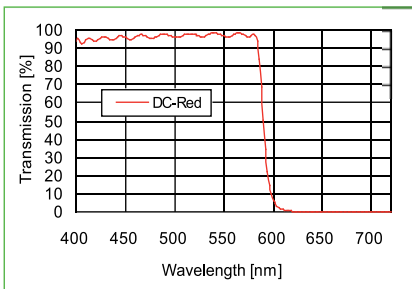


Farbfilter DC

- Absorptionsfreie Interferenzsysteme aus chemisch beständigen Oxidschichten
- Nahezu verlustfreie Trennung oder Mischung der Grundfarben blau, grün und rot
- Ausgelegt für einen Lichteinfall von 45°
- Hitzebeständig bis ca. 300 °C
- Dicke aller Filter: 1.1 mm
- Sondergrößen bis 160 mm x 110 mm auf Anfrage.

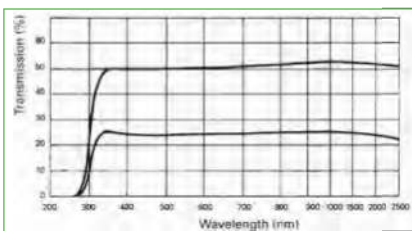
Color Filters DC

- Absorption free interference systems
- Nearly no-loss, diversion or mixture of basic colors blue, green and red
- For angles of incidence of 45°
- Heat-resistant up to approx. 300 °C
- Thickness of all filters: 1.1 mm
- Special sizes up to 160 mm x 110 mm on request.



Farbfilter DC Color Filters DC

Typ	Abmessungen (mm)	Part No.
Type	Dimensions (mm)	Part No.
DC-Red	160x110	G381321030
DC-Red	50x50	G381321036
DC-Red	25x25	G381321033
DC-Red	Ø=50	G381321035
DC-Red	Ø=25	G381321032
DC-Green	160x110	G381322030
DC-Green	50x50	G381322036
DC-Green	25x25	G381322033
DC-Green	Ø=50	G381322035
DC-Green	Ø=25	G381322032
DC-Blue	160x110	G381323030
DC-Blue	50x50	G381323036
DC-Blue	25x25	G381323033
DC-Blue	Ø=50	G381323035
DC-Blue	Ø=25	G381323032





Typical transmittance curve of neutral-density filters





Neutralfilter

Schwächung des Lichts ohne Änderung der spektralen Verteilung
 Transmissionsgrad $T = \Phi_T / \Phi_0$
 Optische Dichte $D = \log 1 / T$

- Aus Borosilikatglas
- Aufgedampfte harte Metallschichten
- Haftfest
- Alterungsbeständig
- Ungefasst und gefasst erhältlich
- Gefasst kompatibel zur Nanobank  or Mikrobank 
- Dicke 2 mm

Neutral-Density Filters

Attenuate polychromatic light without altering its spectral distribution
 Transmittance $T = \Phi_T / \Phi_0$
 Optical density $D = \log 1 / T$

- Metallic films vacuum-evaporated onto glass substrates
- Hard
- Durable
- Firmly adhering
- Mounted and unmounted versions available
- Mounted types fit to Microbench  or Nanobench 
- Thickness of all filters: 2 mm

Neutralfilter
Neutral-density filters

Fassung	Ø (mm)	Transmission T (%)	T	Optische Dichte D	Toleranz Optische Dichte	Part No.
<i>Mount</i>	<i>Ø (mm)</i>	<i>Transmission T (%)</i>	<i>T</i>	<i>Optical density D</i>	<i>Tolerance optical density</i>	<i>Part No.</i>
-	12.7	50	0.5	0.3	±0.03	G371190000
-	12.7	40	0.4	0.4	±0.04	G371198000
-	12.7	20	0.2	0.7	±0.07	G371191000
-	12.7	10	0.1	1.0	±0.1	G371192000
-	12.7	5	0.05	1.3	±0.1	G371193000
-	12.7	2	0.02	1.7	±0.2	G371194000
-	12.7	1	0.01	2.0	±0.2	G371195000
-	12.7	0.1	0.001	3.0	±0.5	G371196000
-	22.4	50	0.5	0.3	±0.03	G371140000
-	22.4	40	0.4	0.4	±0.04	G371148000
-	22.4	20	0.2	0.7	±0.07	G371141000
-	22.4	10	0.1	1.0	±0.1	G371142000
-	22.4	5	0.05	1.3	±0.1	G371143000
-	22.4	2	0.02	1.7	±0.2	G371144000
-	22.4	1	0.01	2.0	±0.2	G371145000
-	22.4	0.1	0.001	3.0	±0.5	G371146000
-	50	50	0.5	0.3	±0.03	G371150000
-	50	40	0.4	0.4	±0.04	G371158000
-	50	20	0.2	0.7	±0.07	G371151000
-	50	10	0.1	1.0	±0.1	G371152000
-	50	5	0.05	1.3	±0.1	G371153000
-	50	2	0.02	1.7	±0.2	G371154000
-	50	1	0.01	2.0	±0.2	G371155000
-	50	0.1	0.001	3.0	±0.5	G371156000
☒ Mount N, clear Ø 11.5 mm	12.7	50	0.5	0.3	±0.03	G052501000
☒ Mount N, clear Ø 11.5 mm	12.7	40	0.4	0.4	±0.04	G052509000
☒ Mount N, clear Ø 11.5 mm	12.7	20	0.2	0.7	±0.07	G052502000
☒ Mount N, clear Ø 11.5 mm	12.7	10	0.1	1.0	±0.1	G052503000
☒ Mount N, clear Ø 11.5 mm	12.7	5	0.05	1.3	±0.1	G052504000
☒ Mount N, clear Ø 11.5 mm	12.7	2	0.02	1.7	±0.2	G052505000
☒ Mount N, clear Ø 11.5 mm	12.7	1	0.01	2.0	±0.2	G052506000
☒ Mount N, clear Ø 11.5 mm	12.7	0.1	0.001	3.0	±0.5	G052507000
☒ Mount CL, clear Ø 21.4 mm	22.4	50	0.5	0.3	±0.03	G063460000
☒ Mount CL, clear Ø 21.4 mm	22.4	40	0.4	0.4	±0.04	G063468000
☒ Mount CL, clear Ø 21.4 mm	22.4	20	0.2	0.7	±0.07	G063461000
☒ Mount CL, clear Ø 21.4 mm	22.4	10	0.1	1.0	±0.1	G063462000
☒ Mount CL, clear Ø 21.4 mm	22.4	5	0.05	1.3	±0.1	G063463000
☒ Mount CL, clear Ø 21.4 mm	22.4	2	0.02	1.7	±0.2	G063464000
☒ Mount CL, clear Ø 21.4 mm	22.4	1	0.01	2.0	±0.2	G063465000
☒ Mount CL, clear Ø 21.4 mm	22.4	0.1	0.001	3.0	±0.5	G063466000

☒ / ☒ In Fassung zum direkten Einbau in die Nanobank / Mikrobanch, Abmessungen der Fassung finden Sie im Kapitel Aufbaumaterial, Abschnitt Optikkassungen.

☒ / ☒ In mount fitting directly to Nanobench / Microbench, see chapter "Mounts, Posts and Holders", section "Lens Mounts" for mount dimensions.