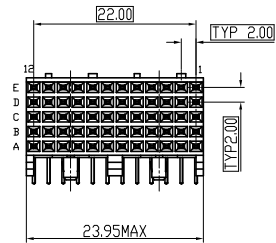
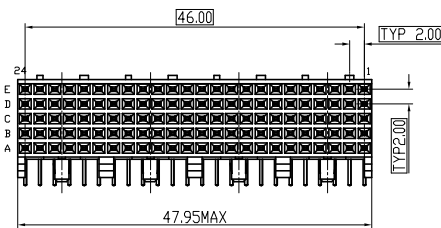
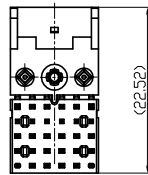


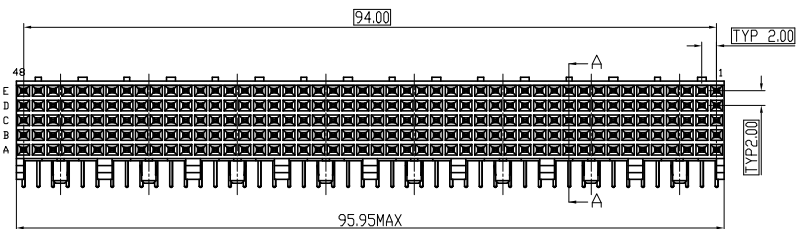
30 POSTION



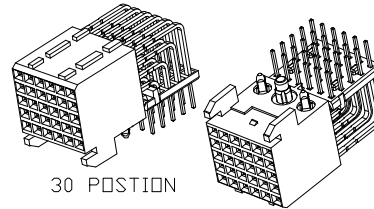
60 POSTION



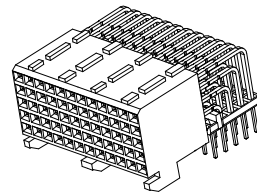
120 POSTION



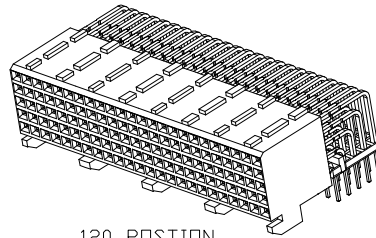
240 POSTION



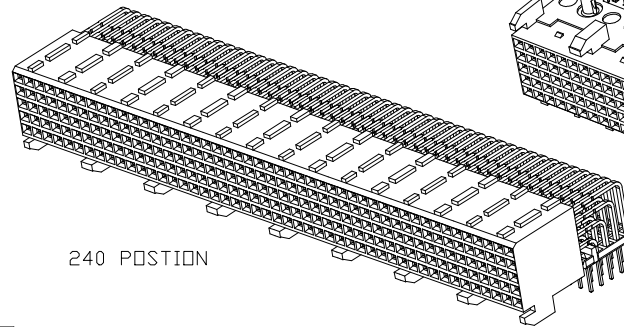
30 POSTION



60 POSTION



120 POSTION



240 POSTION

NOTE: UNLESS OTHERWISE SPECIFIED;

- 1. CONNECTOR MATERIALS:
HOUSING: GLASS FILLED THERMOPLASTIC, UL94-V0 COMPLIANT
KEEPER: GLASS FILLED THERMOPLASTIC, UL94-V0 COMPLIANT
TERMIANL: PHOSPHOR BRONZE ALLOY.

2. PACKED IN TUBES.

③ FEATURE MAY OR MAY NOT BE PRESENT DEPENDING UPON THE MOLD TOOL USED TO PRODUCE PRODUCT.

4. PRODUCT SPECIFICATION: GS-12-177.

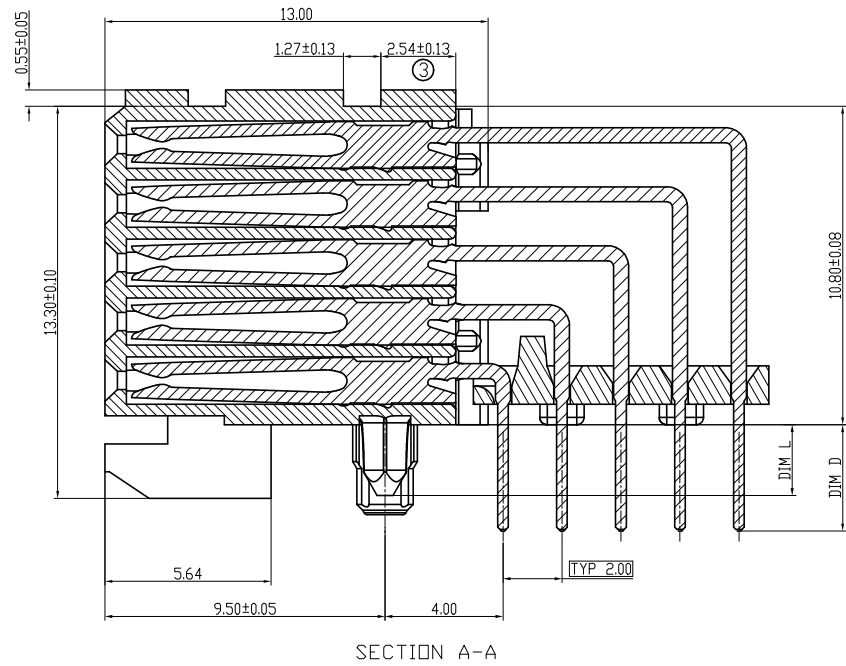
5. APPLICATION SPECIFICATION: GS-20-015.

6. THE PRODUCTS WHERE THE PART NUMBER ENDS IN 'LF' MEET THE EUROPEAN UNION DIRECTIVES AND OTHER COUNTRY REGULATIONS AS DESCRIBED IN GS-22-008.

7. ALL PRODUCTS WILL WITHSTAND EXPOSURE TO 260°C FOR 60 SECONDS IN CONVECTION, INFRA-RED OR VAPOR PHASE REFLOW OVEN.

8. LOCATION PEGS ARE ONLY EXISTED IN ONE MODULE.

mat'l. code		surface <input checked="" type="checkbox"/> ISO 1302 tolerance <input checked="" type="checkbox"/> ISO 406/ISO 1101		projection	product family METRAL(tm) HPL559
ltr	ecn no	dr	date	tolerances unless otherwise specified	title
U	EXL-N-25326	Nick	07/14/17	angle $0 \pm 2^\circ$	T SERIES R/A
				mm	RECEPTACLE ASSY,5 RIW,STB
N	DC06-0534	Cenh	14/12/06	scale 1:1	dwg no
P	DC08-0173	TER	02/07/08		sheet 1 of 3 size
R	N10-0382	Cenh	11/12/10		SE96847
S	ELX-N-23029	NICK	01/13/16		A4
T	ELX-N-27474	NICK	7/17/17		type Product Customer Drawing
sheet	revision	u			
index	sheet	1			



SECTION A-A

CATALOG NUMBER DESCRIPTION

PRODUCT FAMILY
HMI = METRAL HMI

PRODUCT TYPE
F = FEMALE SIGNAL, RIGHT ANGLE

NUMBER OF ROWS
5 = 5 ROW

BODY LENGTH
1 = 12.00 (30 POSITION SIGNAL)
2 = 24.00 (60 POSITION SIGNAL)
3 = 48.00 (120 POSITION SIGNAL)
4 = 96.00 (240 POSITION SIGNAL)

MATING CONTACT
T = TWISTED FEMALE

PCB TERMINATION TYPE
A = SOLDER TAIL, FOR 1.6mm PCB
B = SOLDER TAIL, FOR 2.4mm PCB

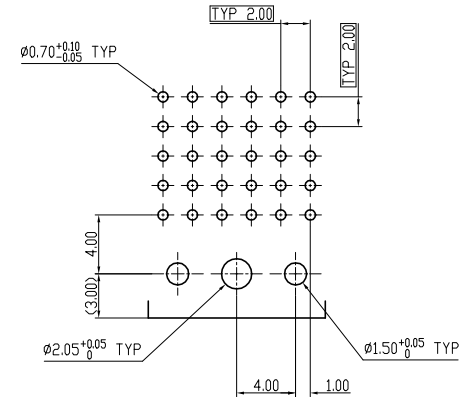
LF = LEAD FREE Sn PLATING ON TAILS

PERFORMANCE LEVEL
SEE TABLE 2
(6 = TELCORDIA CD)

INSULATING MATERIAL
H = HIGH TEMPERATURE MATERIAL

VARIATIONS
000 = STANDARD

BOARD ATTACHMENT
P = PRESS-FIT RETENTION PEG



RECOMMENDED PC BOARD LAYOUT,
COMPONENT SIDE
SEE PRINT 58351 FOR ADDITIONAL
PCB INFORMATION

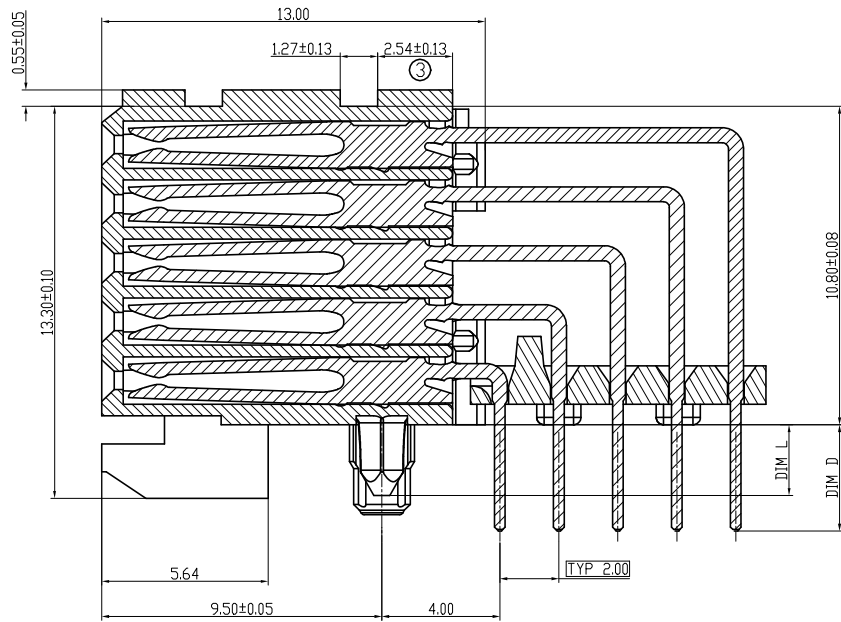
TABLE 1

	PCB THICKNESS	DIM D	DIM L	RETENTION FEATURES
HMI F 5_ T A R 000 H6	1.60	2.90±0.30	5.20	PRESS-FIT PEGS
HMI F 5_ T B R 000 H6	2.40	3.60±0.30		
HMI F 5_ T A P 000 H6	1.60	2.90±0.30	3.00	PRESS-FIT PEGS
HMI F 5_ T B P 000 H6	2.40	3.60±0.30	3.00	

TABLE 2

CODE	CONTACT AREA	PERFORMANCE LEVEL
6	0.75um Au Min over 1.3um Ni Min or 0.68um PdNi Min + 0.08um Au Min over 1.3um Ni Min.	TELCORDIA CD

mat'l. code		surface	tolerance	projection	product family
ltr		ISO 1302	ISO 406/ISO 1101		METRAL(tm) HPL559
ecn no		tolerances unless otherwise specified		mm	title
dr		angle	.0±.3	← mm →	T SERIES R/A
u		0±2°	.00±.13	scale 1:1	RECEPTACLE ASSY,5 RIW,STB
dr		v	.000±.051		dwg no
engr		J.VOLSTROF	7/14/05		sheet 2 of 3 size
chr		J.VOLSTROF	7/14/05		SE96847
appd		J.VOLSTROF	7/14/05		A4
sheet index		revision	u		type
sheet		1			Product Customer Drawing



SECTION A-A

	PCB THICKNESS	PCB THICKNESS	RETENTION FEATURES
HMI F 5_ T A P 400 H_LF	1.60	2.90 ±0.30	PRESS-FIT PEGS
HMI F 5_ T B P 400 H_LF	2.40	3.60 ±0.30	

CATALOG NUMBER DESCRIPTION

PRODUCT FAMILY
HMI = METRAL HMI

PRODUCT TYPE
F = FEMALE SIGNAL, RIGHT ANGLE

NUMBER OF ROWS
5 = 5 ROW

BODY LENGTH
1 = 12.00 (<30 POSITION SIGNAL)
2 = 24.00 (<60 POSITION SIGNAL)
3 = 48.00 (<120 POSITION SIGNAL)
4 = 96.00 (<240 POSITION SIGNAL)

MATING CONTACT
T = TWISTED FEMALE

PCB TERMINATION TYPE
A = SOLDER TAIL, FOR 1.6mm PCB
B = SOLDER TAIL, FOR 2.4mm PCB

HM1 F 5 - T - P 400 H - LF

LF = LEAD FREE Sn PLATING ON TAILS

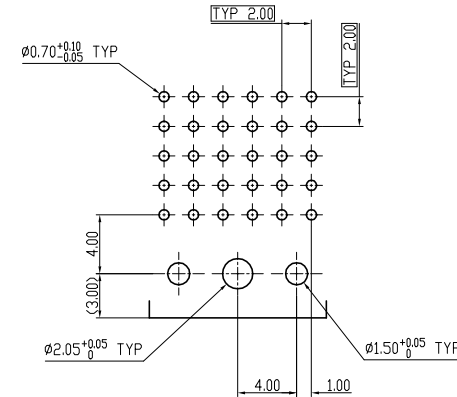
P = PACKAGED IN TRAYS
- = SEE PACKAGE SPEC GS-14-1228

PERFORMANCE LEVEL
6 = TELCORDIA CD

INSULATING MATERIAL
H = HIGH TEMPERATURE MATERIAL

SPECIAL DATAS:
VISUAL INSPECTION: 100%
- MARKING FAILURES
- HOUSING MATERIAL FAILURES
- SPOILT HOUSING
- STAINED HOUSING
- BROKEN CONTACTS (Twisted or Loosen)

BOARD ATTACHMENT
P = PRESS-FIT RETENTION PEG



RECOMMENDED PC BOARD LAYOUT,
COMPONENT SIDE
SEE PRINT 58351 FOR ADDITIONAL
PCB INFORMATION

mat'l. code		surface	tolerance	projection	product family
		ISO 1302	ISO 406/ISO 1101		METRAL(tm) HPL559
ltr	ecn no	dr	date	tolerances unless otherwise specified	title
u				mm	T SERIES R/A
				angle	RECEPTACLE ASSY,5 RIW,STB
				0±2'	scale 1:1
		dr	V.SEVERIAN	7/14/05	dwg no
		engr	J.VOLSTROF	7/14/05	sheet 3 of 3 size
		chr	J.VOLSTROF	7/14/05	Amphenol FCI
		appd	J.VOLSTROF	7/14/05	SE96847
sheet index	revision	u			type Product Customer Drawing
	sheet	1			A4