

1658606-1 ✓ ACTIVE

AMPLIMITE | AMPLIMITE HDF


TE Internal #: 1658606-1

IDC D-Sub Connectors, Receptacle, 28 – 26 AWG Solid Wire Size, .1 – .13 mm² Solid Wire Size, Cable-to-Cable, 50 Position, AMPLIMITE HDF

[View on TE.com >](#)



Connectors > D-Shaped Connectors > D-Sub Connectors > IDC D-Sub Connectors > IDC D-Sub: Receptacle Assembly, Low Profile, Signal, 2.77 mm



Connector & Housing Type: **Receptacle**

Solid Wire Size: **.1 – .13 mm²**

Shielded: **No**

Connector System: **Cable-to-Cable**

[All IDC D-Sub: Receptacle Assembly, Low Profile, Signal, 2.77 mm \(19\)](#)

Features

Product Type Features

Shell Material Configuration	Front Metal Shell
Connector & Housing Type	Receptacle
Connector System	Cable-to-Cable
Connector Product Type	Connector Assembly
Connector Shell Size	5
Connector & Contact Terminates To	Wire & Cable

Configuration Features

Number of Positions	50
Number of Rows	3
Compatible With Wire & Cable Type	Ribbon Cable

Body Features

Cover Material	Thermoplastic
Ribbon Cable Centerline Spacing	1.27 mm[.05 in]



Mating Retention Feature Material	Steel
Shell Plating Finish	Bright
Cable Exit Angle	90°
Shell Plating Material	Tin
Connector Profile	Low

Contact Features

Contact Type	Socket
Wire Contact Termination Area Plating Material	Tin
Contact Mating Area Plating Material Thickness	.76 µm[30 µin]
Contact Mating Area Plating Material	Gold
Contact Underplating Material	Nickel
Contact Base Material	Phosphor Bronze
Contact Size	Size 20
Contact Current Rating (Max)	1.25 A

Termination Features

Termination Method to Wire & Cable	Insulation Displacement (IDC)
------------------------------------	-------------------------------

Mechanical Attachment

Mating Retention Feature Plating Material	Zinc
Mating Retention	With
Mating Retention Type	Threaded Insert, 4-40 UNC
Thread Size	4-40 UNC 2B
Connector Mounting Type	Cable Mount (Free-Hanging)

Housing Features

Shell Material	Steel
Housing Material	Thermoplastic
Centerline (Pitch)	1.38 mm[.054 in]

Dimensions

Accepts Cable Insulation Diameter Range	.81 – .97 mm[.032 – .038 in]
Solid Wire Size	.1 – .13 mm ²
Wire Size	.08 – .15 mm ²

Usage Conditions

Operating Temperature Range	-55 – 105 °C[-67 – 221 °F]
-----------------------------	----------------------------



Operation/Application

Shielded	No
Circuit Application	Signal

Industry Standards

UL Flammability Rating	UL 94V-0
------------------------	----------

Packaging Features

Packaging Quantity	32
Packaging Method	Tray

Other

D-Shaped Connectors Comment	All plug assemblies are supplied with housing and cover preassembled
-----------------------------	--

Product Compliance

[For compliance documentation, visit the product page on TE.com>](#)

EU RoHS Directive 2011/65/EU	Compliant
EU ELV Directive 2000/53/EC	Compliant
China RoHS 2 Directive MIIT Order No 32, 2016	No Restricted Materials Above Threshold
EU REACH Regulation (EC) No. 1907/2006	Current ECHA Candidate List: JUNE 2023 (235) Candidate List Declared Against: JUNE 2023 (235) Does not contain REACH SVHC
Halogen Content	Not Low Halogen - contains Br or Cl > 900 ppm.
Solder Process Capability	Not applicable for solder process capability

Product Compliance Disclaimer

This information is provided based on reasonable inquiry of our suppliers and represents our current actual knowledge based on the information they provided. This information is subject to change. The part numbers that TE has identified as EU RoHS compliant have a maximum concentration of 0.1% by weight in homogenous materials for lead, hexavalent chromium, mercury, PBB, PBDE, DBP, BBP, DEHP, DIBP, and 0.01% for cadmium, or qualify for an exemption to these limits as defined in the Annexes of Directive 2011/65/EU (RoHS2). Finished electrical and electronic equipment products will be CE marked as required by Directive 2011/65/EU. Components may not be CE marked. Additionally, the part numbers that TE has identified as EU ELV compliant have a maximum concentration of 0.1% by weight in homogenous materials for lead, hexavalent chromium, and mercury, and 0.01% for cadmium, or qualify for an exemption to these limits as defined in the Annexes of Directive 2000/53/EC (ELV). Regarding the REACH Regulation, the information TE provides on SVHC in articles for this part number is based on the latest European Chemicals Agency (ECHA) 'Guidance on requirements for substances in articles' posted at this URL: <https://echa.europa.eu/guidance-documents/guidance-on-reach>

Compatible Parts




TE Part # CAT-246-DPARS5274
D-Sub Plug Assembly: Right Angle, Shell Size 5, 2.74mm



TE Part # CAT-025-DPAVS5274
D-Sub Plug Assembly: Vertical, Shell Size 5, 2.74mm



TE Part # 1658607-1
50 POS HDF PLUG, MS, LEAD FREE



TE Part # 746785-1
50 POS STR RLF, LOW PROFILE




TE Part # 1658595-1
50 PLUG RA/MS STD (SL)



TE Part # 768340-1
UNIV HAND TOOL KIT AMPLATCH

Also in the Series | **AMPLIMITE HDF**



D-Sub Locking & Mounting(8)



IDC D-Sub Connectors(36)

Customers Also Bought



TE Part #1658613-1
37 POS HDF PLUG, MS, LEAD FREE



TE Part #1011-270-0605
BKSHL, 6P, BLK, REC, RA, SR, NW8.5 /10/13



TE Part #6-104069-7
100 sys 50 hdr drra shrd sn



TE Part #1-1625867-1
RP 1J 0.166W 22K1 0.1% 25PPM 1K RL




TE Part #1SET411102R0000
WD-1-DH-GR2540



TE Part #2176339-9
CRGCQ 0603 47R 1%



TE Part #224395-E
SRCP 1,27 6 F 1 I2426 137 * 162 1,07 TRA



TE Part #545885-000
MTCP-122-20P2-023

Documents

Product Drawings

[50 POS HDF RCPT, MS, LEAD FREE](#)

English

CAD Files

[3D PDF](#)

English

Customer View Model

[ENG_CVM_1658606-1_A1.2d_dxf.zip](#)

English

Customer View Model

[ENG_CVM_1658606-1_A1.3d_igs.zip](#)

English

Customer View Model

[ENG_CVM_1658606-1_A1.3d_stp.zip](#)

English

By downloading the CAD file I accept and agree to the [Terms and Conditions](#) of use.

Datasheets & Catalog Pages

[AMPLIMITE Subminiature D Connectors - Cable Connectors](#)

English

[AMPLIMITE Cable Connectors and Shielding Hardware Kits QRG](#)

English

Product Specifications

[Product Specification](#)

English

[Product Specification](#)

English

Product Environmental Compliance

[MD_1658606-1_040320182347_dmtec](#)

English

[MD_1658606-1_040320182347_dmtec](#)

English

Instruction Sheets

[Instruction Sheet \(U.S.\)](#)

English

Agency Approvals

[UL Report](#)

English