

Chip NTC Thermistor

ABNTC-0402

RoHS/RoHS II Compliant



1.0 x 0.5 x 0.5 mm

FEATURES:

- Large B constant for high temperature sensing capability
- Designed for high density
- Available in standard EIA compatible case size
- Internal electrode designed for enhanced reliability
- Excellent aging stability

APPLICATIONS:

- For temperature measurement or sensor: Digital thermometer, measuring instruments, temperature controller
- For temperature compensation: transistor circuit, TCXO, Crystal Oscillator
- LED lighting driver, Notebook, Cell Phone, Power Supplies, Disk Drive

STANDARD SPECIFICATIONS:

Operating Temperature: -55°C ~+125°C

Storage Temperature: -10°C ~ +40°C and RH 75% (Max.)

Part Number	Resistance at 25°C R25 (kΩ)	R25 Tolerance	B constant (25-50 °C) (K)	B Tolerance	Max. Permissible Operating Current (25 °C) (mA)	Thermal Time Constant	Dissipation Factor (mW/ °C)	Rated Electric Power (mW)
ABNTC-0402-682Δ-3950□	6.8	H, J, K	3950	H	0.38	<3sec	1.0	100
ABNTC-0402-103Δ-3380□	10	F, H, J, K	3380	F, H	0.31			
ABNTC-0402-103Δ-3950□	10	F, H, J, K	3950	F, H	0.33			
ABNTC-0402-103Δ-4050□	10	F, H, J, K	4050	H	0.33			
ABNTC-0402-153Δ-3450□	15	F, H, J, K	3450	F, H	0.25			
ABNTC-0402-223Δ-3950□	22	F, H, J, K	3950	F, H	0.23			
ABNTC-0402-333Δ-3950□	33	F, H, J, K	3950	H	0.15			
ABNTC-0402-473Δ-4100□	47	F, H, J, K	4100	F, H	0.12			
ABNTC-0402-503Δ-4100□	50	F, H, J, K	4100	F, H	0.12			
ABNTC-0402-683Δ-4150□	68	F, H, J, K	4150	F, H	0.11			
ABNTC-0402-104Δ-4150□	100	F, H, J, K	4150	H	0.10			
ABNTC-0402-104Δ-4250□	100	F, H, J, K	4250	F, H	0.10			
ABNTC-0402-154Δ-4150□	150	F, H, J, K	4150	F, H	0.08			
ABNTC-0402-224Δ-4250□	220	F, H, J, K	4250	F, H	0.06			

Δ: Please specify the tolerance code of R25 (F=±1%, H=±3%, J=±5%, K=±10%).

□: Please specify the tolerance code of B value (F=±1%, H=±3%).

Test Conditions

Unless otherwise specified, the standard atmospheric conditions for measurement/test as:

- Ambient Temperature: 20±15°C
- Relative Humidity: 65±20%
- Air Pressure: 86 kPa to 106 kPa

Chip NTC Thermistor

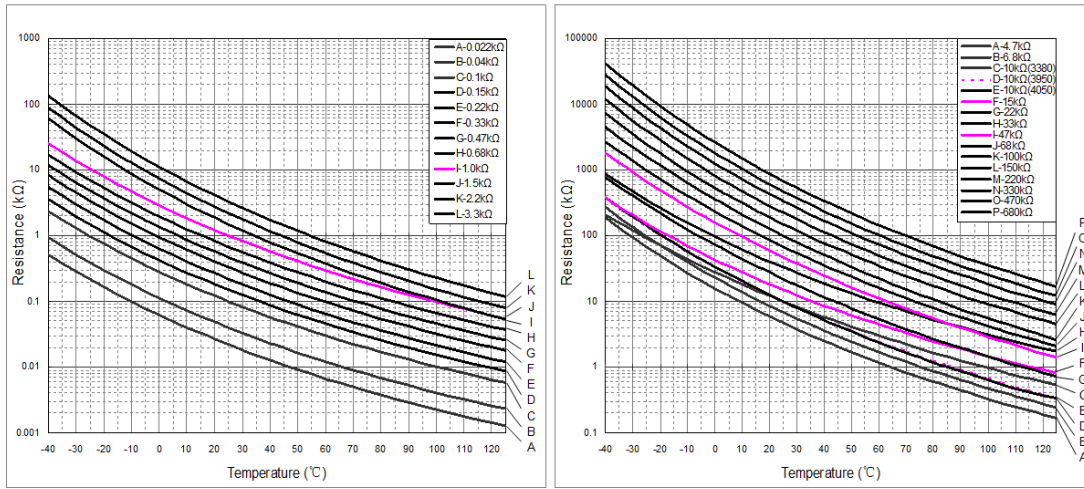
ABNTC-0402

RoHS/RoHS II Compliant



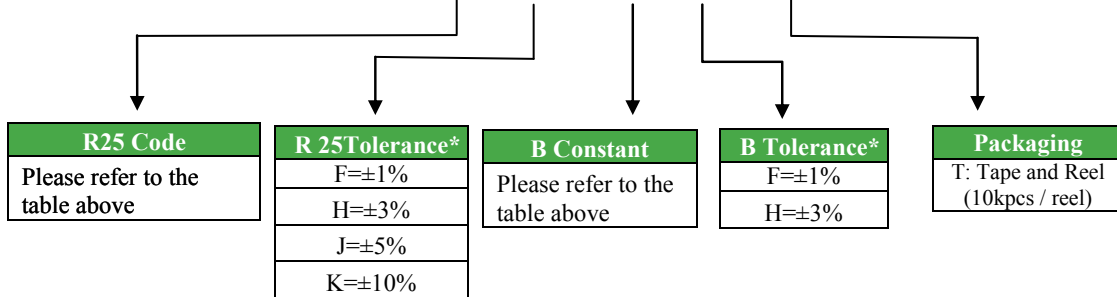
1.0 x 0.5 x 0.5 mm

ELECTRICAL CHARACTERISTICS CURVES



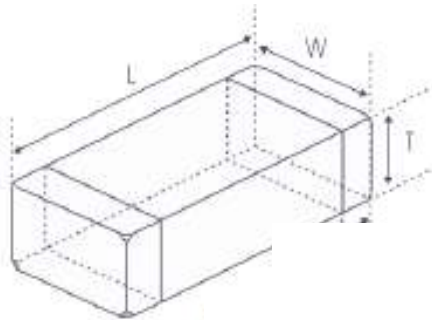
OPTIONS AND PART IDENTIFICATION:

ABNTC-0402- [] [] - [] [] - []



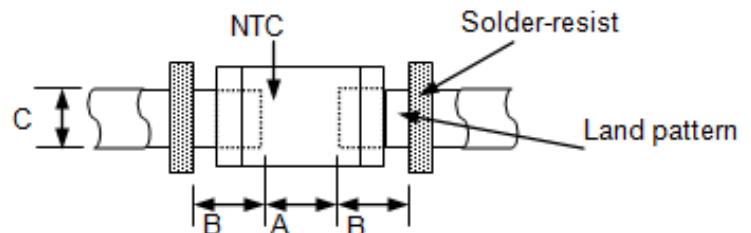
* Please Reference electrical specifications table for available tolerances for each varistor combination.

OUTLINE DIMENSION:



L	W	T	a
1.0±0.15	0.5±0.15	0.5±0.15	0.25±0.1

Recommended Land Pattern



A	B	C
0.45~0.55	0.40~0.50	0.45~0.55

Dimension: mm

Chip NTC Thermistor

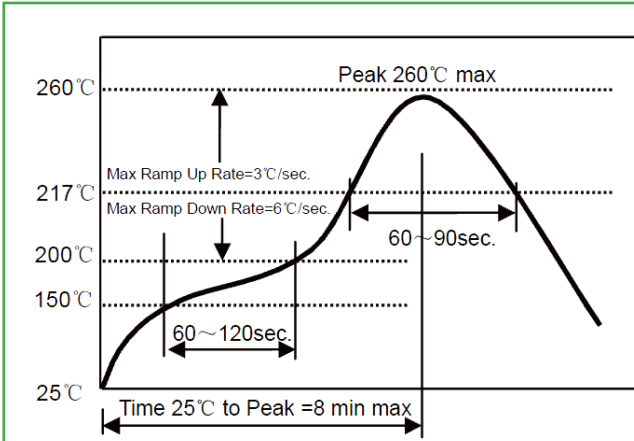
ABNTC-0402

RoHS/RoHS II Compliant



1.0 x 0.5 x 0.5 mm

REFLOW PROFILE:

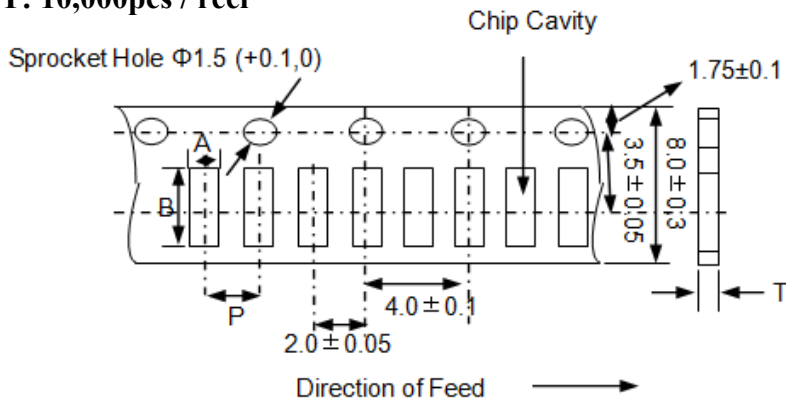


Preheat Condition	150 to 200 °C; 60 to 120 sec.
Allowed time above 217 °C	60 to 90 sec.
Max temperature	260 °C
Max time at max temperature	10 sec.
Solder paste	Sn/3.0Ag/0.5Cu
Allowed Reflow time	2x max.

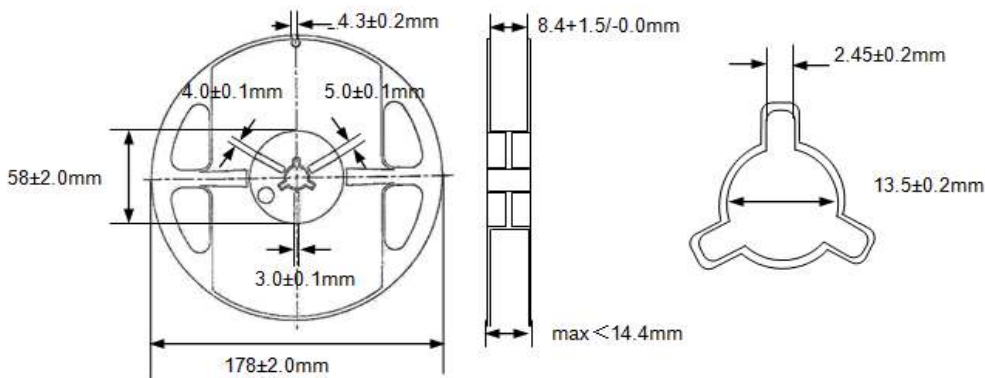
TAPE & REEL:

Packing

T: 10,000pcs / reel



A	B	P	T (max)
0.65±0.1	1.15±0.1	2.0±0.05	0.8



Dimension: mm

ATTENTION: Abracon LLC's products are COTS – Commercial-Off-The-Shelf products; suitable for Commercial, Industrial and, where designated, Automotive Applications. Abracon's products are not specifically designed for Military, Aviation, Aerospace, Life-dependent Medical applications or any application requiring high reliability where component failure could result in loss of life and/or property. For applications requiring high reliability and/or presenting an extreme operating environment, written consent and authorization from Abracon LLC is required. Please contact Abracon LLC for more information.