

STANDARD EXECUTIONS

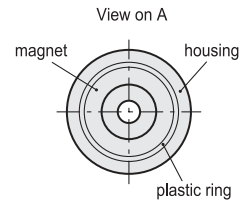
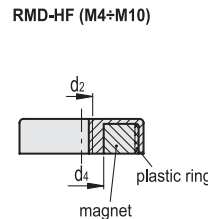
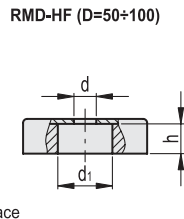
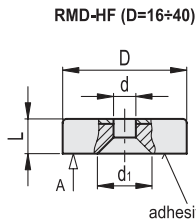
- **RMD-HF**: zinc-plated steel housing, ferrite retaining magnet, for temperatures up to 200°C.
 - **RMD-HF-SST**: stainless steel housing, ferrite retaining magnet, for temperatures up to 200°C.
 - **RMD-ND**: zinc-plated steel housing, (NdFeB) neodymium-iron-boron retaining magnet, for temperatures up to 80°C.
 - **RMD-SC**: zinc-plated steel housing, (SmCo) samarium cobalt retaining magnet, for temperatures up to 200°C.
 - **RMD-SC-SST**: stainless steel housing, (SmCo) samarium cobalt retaining magnet, for temperatures up to 200°C.
- See Guidelines for the choosing (on page 1180).



FEATURES AND APPLICATIONS

RMD flat retaining magnets are shielded magnetic systems with high performances and moderate overall dimensions. To ensure that the adhesive force is not impaired, the fixing screws must be made out of non-magnetic material. Owing to the lower magnetic conductivity of stainless steel, the adhesive forces of the RMD-SST executions are lower than those of the zinc-plated steel RMD executions.

Conversion Table 1 mm = 0.039 inch			
D			
mm	inch	mm	inch
16	0.63	50	1.97
20	0.79	63	2.48
25	0.98	75	2.95
32	1.26	80	3.15
40	1.57	100	3.94



RMD-HF

METRIC

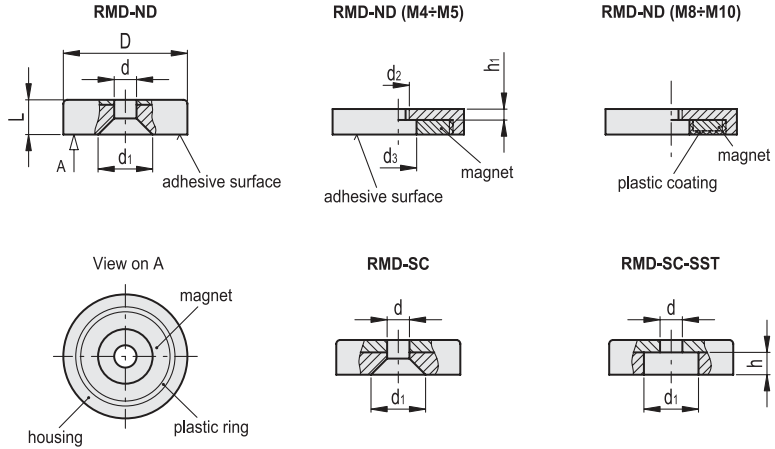
Code	Description	D	d	L	h	d1	d2	d4	Nominal adhesive forces* [N]	⚖️
501301	RMD-HF-16	16 +0.1/-0.1	3.5	4.5 +0.2/-0.1	-	7.5	-	-	14	4
501303	RMD-HF-20	20 +0.1/-0.1	4.1	6 +0.2/-0.1	-	10.5	-	-	27	9
501305	RMD-HF-25	25 +0.1/-0.1	5.5	7 +0.3/-0.2	-	12	-	-	36	17
501307	RMD-HF-32	32 +0.1/-0.1	5.5	7 +0.3/-0.2	-	12	-	-	72	27
501309	RMD-HF-40	40 +0.2/-0.1	5.5	8 +0.4/-0.1	-	13.5	-	-	90	52
501311	RMD-HF-50	50 +0.2/-0.1	8.5	10 +0.5/-0.1	8.5	22	-	-	180	84
501313	RMD-HF-63	63 +0.3/-0.1	6.5	14 +0.5/-0.1	12	24	-	-	290	197
501315	RMD-HF-80	80 +0.5/-0.1	6.5	18 +0.5/-0.1	15	11.5	-	-	540	458
501317	RMD-HF-100	100 +0.5/-0.1	10.5	22 +0.5/-0.1	18	34	-	-	680	815
501381	RMD-HF-25-M4	25 +0.1/-0.1	-	7 +0.3/-0.2	-	-	M4	5.2	36	18
501383	RMD-HF-32-M4	32 +0.1/-0.1	-	7 +0.3/-0.2	-	-	M4	5.2	75	29
501385	RMD-HF-40-M4	40 +0.2/-0.1	-	8 +0.4/-0.2	-	-	M4	5.2	90	53
501387	RMD-HF-50-M6	50 +0.2/-0.1	-	10 +0.5/-0.2	-	-	M6	12	170	94
501389	RMD-HF-50-M8	50 +0.2/-0.1	-	10 +0.5/-0.2	-	-	M8	12	170	94
501391	RMD-HF-63-M8	63 +0.3/-0.1	-	14 +0.5/-0.2	-	-	M8	13	290	206
501393	RMD-HF-80-M8	80 +0.3/-0.1	-	18 +0.5/-0.2	-	-	M8	14.5	55	472
501395	RMD-HF-80-M10	80 +0.3/-0.1	-	18 +0.5/-0.2	-	-	M10	14.5	55	466

RMD-HF-SST

INOX STAINLESS STEEL

METRIC

Code	Description	D	d	L	h	d1	Nominal adhesive forces* [N]	⚖️
501331	RMD-HF-SST-20	20 +0.1/-0.1	4.1	6 +0.2/-0.1	-	10	22	9
501333	RMD-HF-SST-25	25 +0.1/-0.1	5.5	7 +0.3/-0.2	-	11.5	29	17
501335	RMD-HF-SST-32	32 +0.1/-0.1	5.5	7 +0.3/-0.2	-	11.5	58	27
501337	RMD-HF-SST-40	40 +0.2/-0.1	5.5	8 +0.4/-0.2	-	11.5	72	52
501339	RMD-HF-SST-50	50 +0.2/-0.1	8.5	10 +0.5/-0.2	8.5	22	145	85
501341	RMD-HF-SST-63	63 +0.3/-0.1	6.5	14 +0.5/-0.2	12	24	230	195



Conversion Table 1 mm = 0.039 inch			
D			
mm	inch	mm	inch
16	0.63	50	1.97
20	0.79	63	2.48
25	0.98	75	2.95
32	1.26	80	3.15
40	1.57	100	3.94

RMD-ND

METRIC

Code	Description	D	d	L	h1	d1	d2	d3	Nominal adhesive forces* [N]	⚖️
501320	RMD-ND-16	16 +0.1/-0.1	3.5	4.5 +0.2/-0.1	-	6.6	-	-	75	6
501321	RMD-ND-20	20 +0.1/-0.1	4.5	6 +0.2/-0.1	-	9	-	-	105	12
501322	RMD-ND-25	25 +0.1/-0.1	4.5	7 +0.3/-0.2	-	9	-	-	160	24
501323	RMD-ND-32	32 +0.1/-0.1	5.5	7 +0.3/-0.1	-	11	-	-	310	39
501325	RMD-ND-40	40 +0.2/-0.1	5.5	8 +0.4/-0.1	-	10.6	-	-	500	74
501319	RMD-ND-25-M4	25 +0.1/-0.1	-	7 +0.2/-0.2	5	-	M4	4.5	160	24
501324	RMD-ND-32-M5	32 +0.1/-0.1	-	7 +0.2/-0.2	3	-	M5	5.5	330	40
501326	RMD-ND-40-M5	40 +0.1/-0.1	-	8 +0.2/-0.2	6	-	M5	10.5	500	74
501327	RMD-ND-50-M8	50 +0.1/-0.1	-	10 +0.2/-0.2	5.5	-	M8	10.5	800	140
501328	RMD-ND-63-M10	63 +0.1/-0.1	-	14 +0.2/-0.2	8.5	-	M10	11.7	1100	315
501329	RMD-ND-75-M10	75 +0.1/-0.1	-	15 +0.2/-0.2	8.5	-	M10	13	1750	479

RMD-SC

Code	Description	D	d	L	d1	Nominal adhesive forces* [N]	⚖️
501291	RMD-SC-16	16 +0.1/-0.1	3.5 +0.1/-0.1	4.5 +0.1/-0.1	6.6 +0.1/0	57	6
501293	RMD-SC-20	20 +0.1/-0.1	4.5 +0.1/-0.1	6 +0.1/-0.1	9.3 +0.1/0	81	13
501295	RMD-SC-25	25 +0.1/-0.1	4.5 +0.1/-0.1	7 +0.1/-0.1	9.2 +0.1/0	105	25
501297	RMD-SC-32	32 +0.1/-0.1	5.5 +0.1/-0.1	7 +0.1/-0.1	11.5 +0.1/0	235	40
501299	RMD-SC-40	40 +0.1/-0.1	5.5 +0.1/-0.1	8 +0.1/-0.1	11.5 +0.1/0	540	75

RMD-SC-SST

INOX STAINLESS STEEL METRIC

Code	Description	D	d	L	h	d1	Nominal adhesive forces* [N]	⚖️
501350	RMD-SC-SST-20	20 +0.1/-0.1	4.5	6 +0.1/-0.1	3.5	8	60	12
501351	RMD-SC-SST-25	25 +0.1/-0.1	4.5	7 +0.2/-0.2	4	8	80	24
501352	RMD-SC-SST-32	32 +0.1/-0.1	5.5	7 +0.2/-0.2	4	11	200	39
501353	RMD-SC-SST-40	40 +0.2/-0.1	5.5	8 +0.2/-0.2	4	10.5	420	74

* The values of the nominal adhesive forces are approximate and refer to magnetic properties observed on laboratory samples.