

4

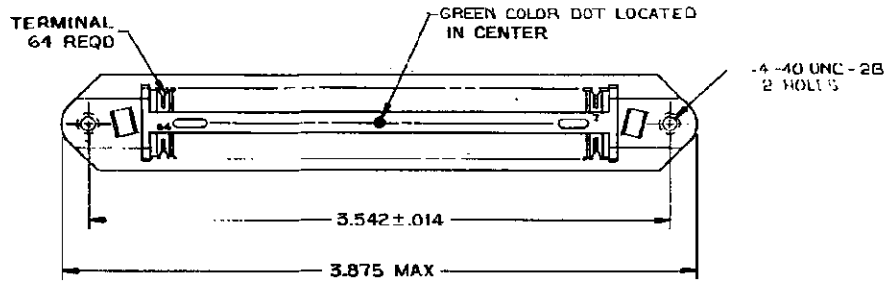
3

2

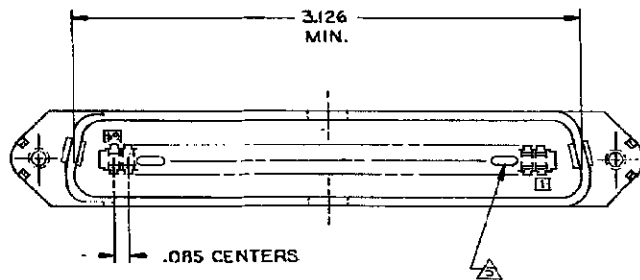
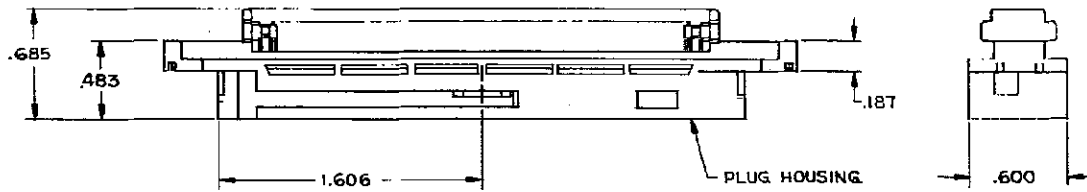
1

THIS DRAWING IS UNPUBLISHED. RELEASED FOR PUBLICATION  
 © COPYRIGHT BY TYCO ELECTRONICS CORPORATION. ALL RIGHTS RESERVED.

LOC		DST		REVISIONS				
GP	00	REV	DATE	BY	CHKD	APPD	DATE	
		H	REVISED PER ECO-DB-007327				27JAN2009	ZMR/WLM



1. THE CONTACT SURFACES OF THE TERMINALS ARE COATED WITH LUBRICANT.
  2. ALL DIMENSIONS SHOWN ARE FOR REFERENCE ONLY UNLESS OTHERWISE SPECIFIED.
  3. MATERIAL:  
 HOUSING - THERMOPLASTIC (BLACK)  
 TERMINALS - HIGH STRENGTH COPPER ALLOY PLATED WITH EITHER .000030 MIN GOLD OR GOLD FLASH OVER PALLADIUM NICKEL .000030 MIN TOTAL ON CONTACT MATING SURFACE. .000050 MIN NICKEL UNDERPLATE OVER ENTIRE TERMINAL.
  4. WIRE SIZE: 22 AWG SOLID OR 22 AWG 7 STRANDS OF COPPER CONDUCTORS. MAX INSULATION DIAMETER OF .045 IS ACCEPTABLE FOR MOST APPLICATIONS.
5. CORING MAY OR MAY NOT APPEAR AND IS AT THE DISCRETION OF TYCO ELECTRONICS.



AS SHOWN	552303-1
DESCRIPTION	PART NO

THIS DRAWING IS A CONTROLLED DOCUMENT.		DRN G. BOWMAN 12-27-79	Tyco Electronics Corporation Harrisburg, PA 17105-3608
DIMENSIONS: INCHES		CHK M.D. FRIEL 12-28-79	
TOLERANCES UNLESS OTHERWISE SPECIFIED:		APPR B.G. WARD 12-28-79	NAME PLUG ASSY, 64 POSITIONS, C SLOT W/ 4-40 TAPPED HOLES, CHAMP-LDK
0 PLC ± -		PRODUCT SPEC	
1 PLC ± -		APPLICATION SPEC	SIZE A2
2 PLC ± -		WEIGHT	DWG CODE 00779
3 PLC ± -		CUSTOMER DRAWING	DRAWING NO 552303
4 PLC ± -		SCALE NTS	SHEET 1 of 1
ANGLES ± -		REV H	RESTRICTED TO