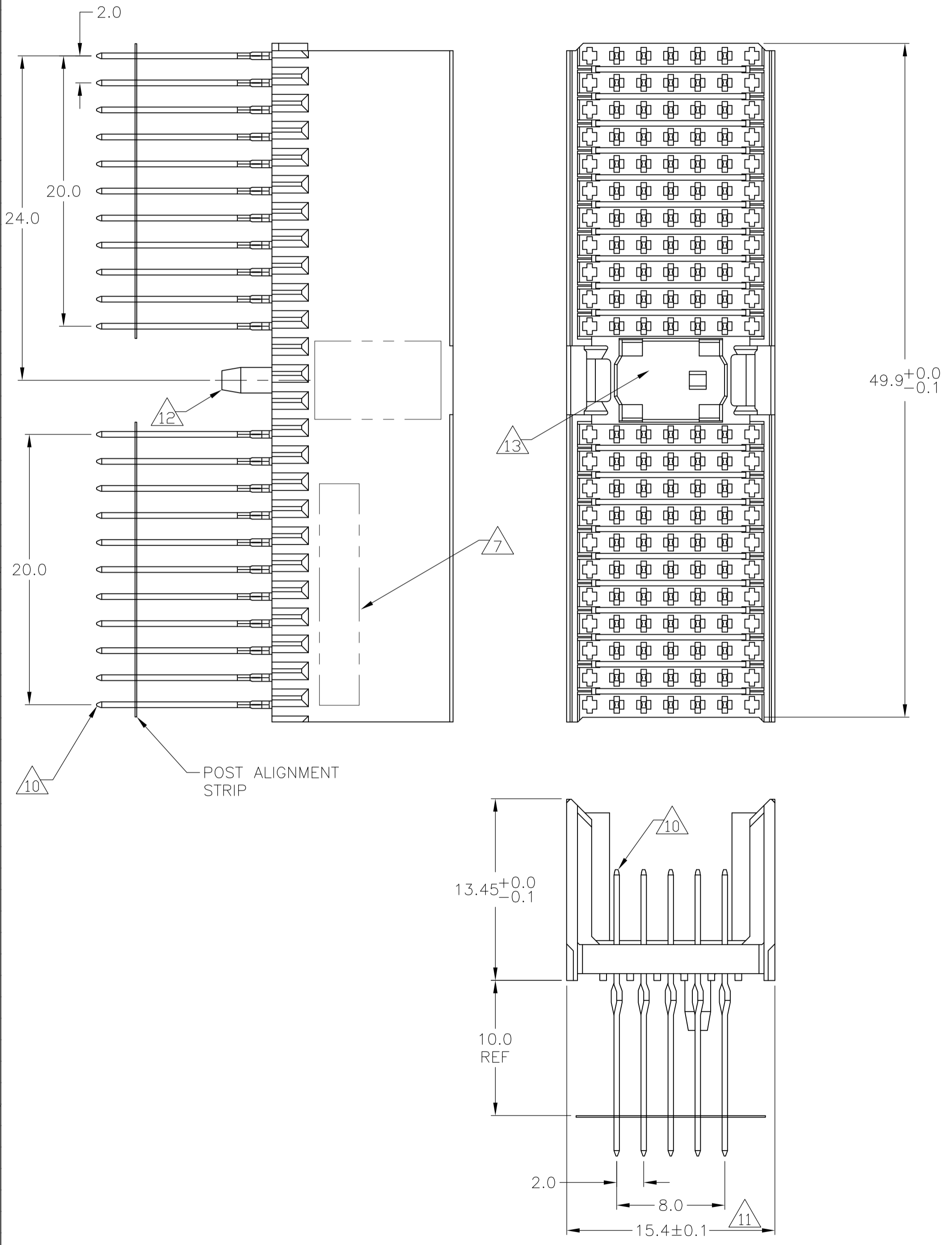


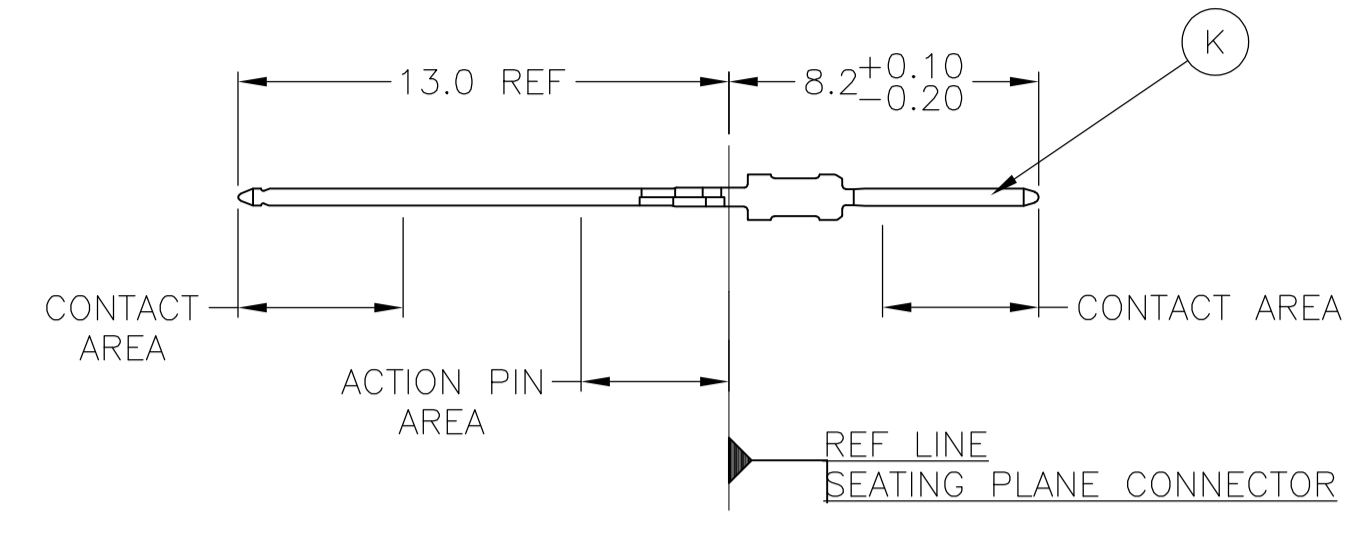
LOC	DIST	REVISIONS			
P	LTR	DESCRIPTION	DATE	DNW	APVD
E1	REV PER	ECR-10-000662	18JAN2010	JY	SY
F	ECR-10-018652		10SEP10	SW	MQW
G	ECR-12-010652		6NOV12	SY	AC

### CONNECTOR ASSEMBLY EXAMPLARY LOADED

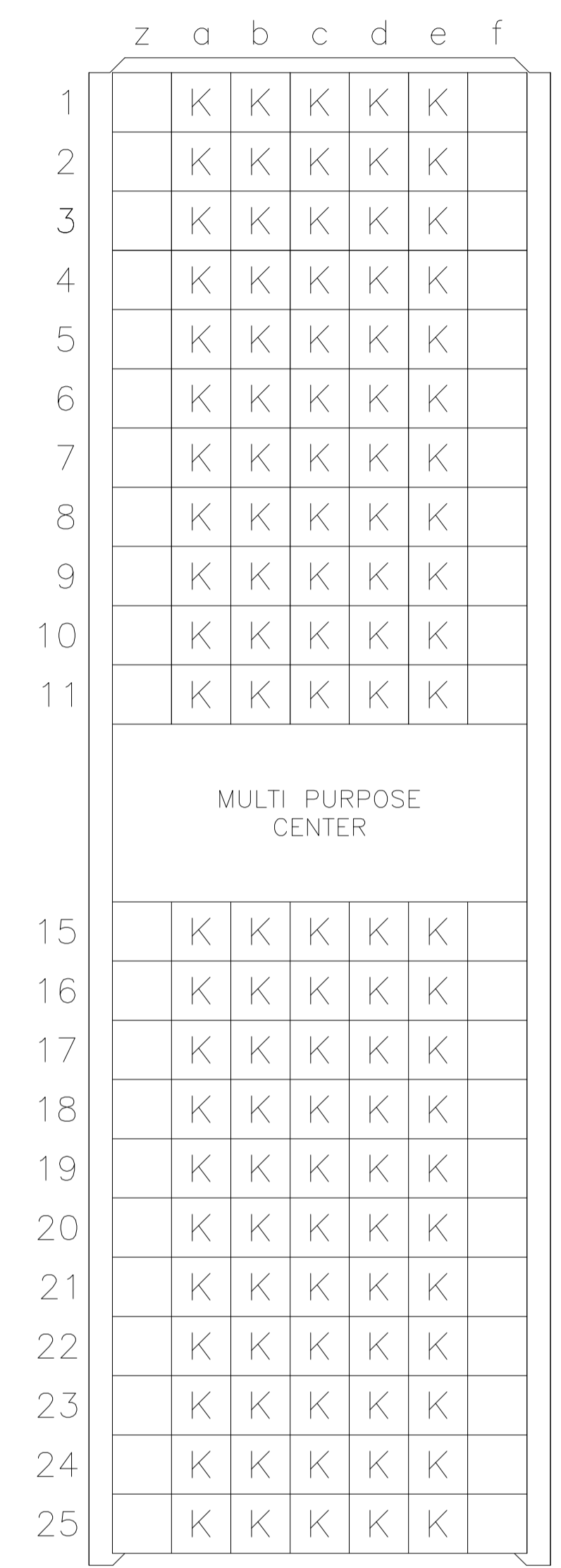


### CONTACT DIMENSIONS

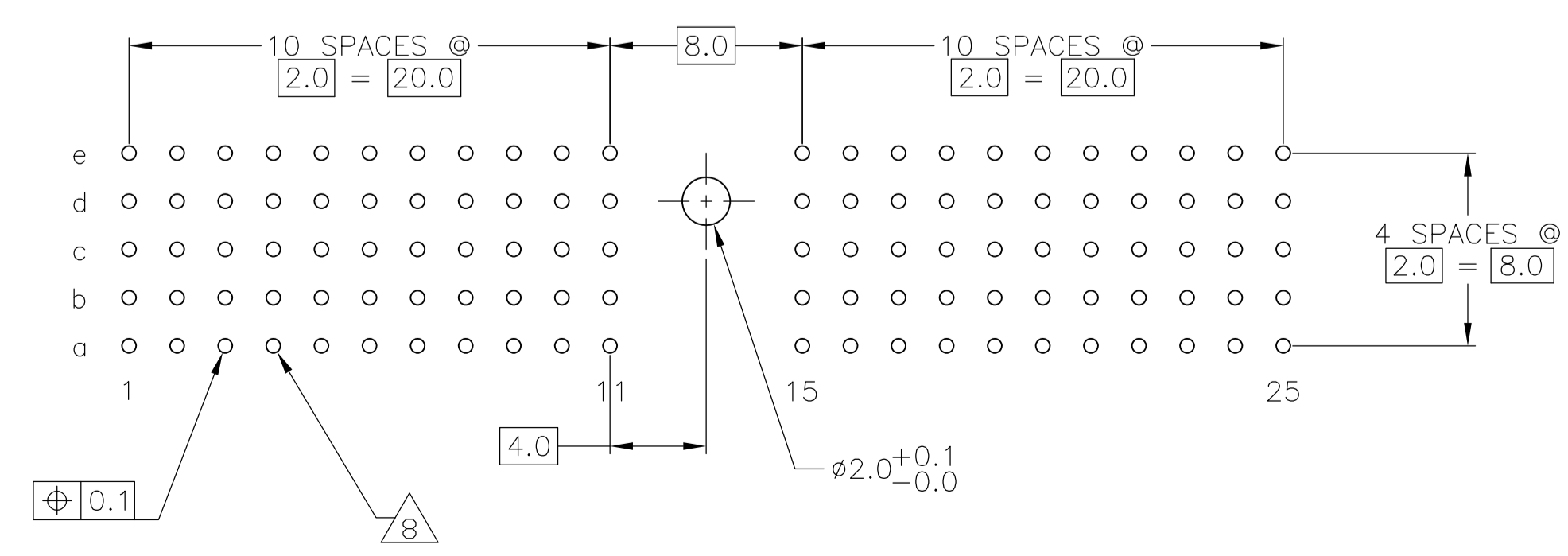
SCALE 5:1



### CONTACT LAYOUT



### RECOMMENDED PCB-HOLE LAYOUT COMPONENT SIDE SHOWN



### PLATED THRU HOLES PARAMETERS

REFERENCE APPLICATION SPECIFICATION

2	3	15	3-106164-0
2	6	14	1-106164-9
2	5	14	106164-9
2	4		106164-4
2	3		106164-1
DISOLETE			
FINISH			PART NUMBER

THIS DRAWING IS A CONTROLLED DOCUMENT.

DIMENSIONS: mm	TOLERANCES UNLESS OTHERWISE SPECIFIED:	DIN B CARBO 24JAN05	Tyco Electronics Corporation Harrisburg, Pa 17105-3608
0-PLC ±	1-PLC ±0.1	24JAN05	108-19082
2-PLC ±	3-PLC ±	24JAN05	114-19029
4-PLC ±	ANGLES ±	NAME	MALE ASSEMBLY, Z-PACK 2mm HM, TYPE A
MATERIAL 1	FINISH SEE TABLE	SIZE	CAGE CODE
		WEIGHT	DRAWING NO
			RESTRICTED TO
		CUSTOMER DRAWING	SCALE 4:1 SHEET 1 OF 2 REV G

LOC		DIST		REVISIONS			
P	LTR	DESCRIPTION	DATE	DN	APVD		
AD	00	SEE SHEET 1	-	-	-		

- 1 MATERIAL:  
CONTACT: PHOSPHOR BRONZE.  
HOUSING: GLASS-FILLED POLYESTER.
- 2 GENERAL PLATING SPECIFICATION: UNDERPLATING  
(ENTIRE CONTACT): 1.27µm MIN NICKEL AND ACTION  
PIN: 0.5µm MIN TIN\LEAD.  
FOR PLATING OF MATING SURFACES SEE APPLICABLE  
SPECIFICATION REFERENCE FOR EACH DASH NUMBER.
- 3 CONFORMS TO ALL TESTING ACCORDING TO IEC 61076-4-101  
PERFORMANCE LEVEL 2.
- 4 CONFORMS TO ALL TESTING ACCORDING TO IEC 61076-4-101  
PERFORMANCE LEVEL 1.
- 5 CONNECTOR TESTED AND QUALIFIED AGAINST TELCORDIA GR-1217-CORE QUALITY LEVEL 3,  
CENTRAL OFFICE APPLICATIONS.
- 6 CONNECTOR TESTED AND QUALIFIED AGAINST TELCORDIA GR-1217-CORE QUALITY LEVEL 3,  
UNCONTROLLED ENVIROMENT APPLICATIONS.
- 7 CONNECTOR MARKED WITH PART NUMBER AND DATE CODE.  
ADDITIONAL CHARACTERS OR MARKINGS, AS WELL AS THE LOCATION OF THE MARKINGS,  
MAY BE ADDED FOR TRACEABILITY BASED UPON MANUFACTURERS DISCRETION.
- 8 PLATED-THROUGH HOLES AT 2x2mm SQUARE GRID  
PATTERN DEFINED BY CONTACT LAYOUT.
- 9 FOR ACTUAL PIN LOADING SEE "CONTACT LAYOUT".
- 10 FOR ACTUAL PIN DIMENSIONS SEE "CONTACT DIMENSIONS".
- 11 TO BE MEASURED AT BOTTOM OF SHROUD.
- 12 POLARIZATION FEATURE.
- 13 AREA RESERVED FOR KEYING PART (BASIC P/N 100525)
- 14 CONNECTOR LUBRICATED WITH BELCORE APPROVED LUBRICANT,  
TECHNICAL REFERENCE: TR-NWT-001217 ISSUE 1, SEP 1992.
- 15 0.76µm MIN GOLD PLATING AT MATING SURFACES.

THIS DRAWING IS A CONTROLLED DOCUMENT.		DIN B CARBO 24JAN05		Tyco Electronics Corporation Harrisburg, Pa 17105-3608	
DIMENSIONS: mm		TOLERANCES UNLESS OTHERWISE SPECIFIED: 0-PLC ± 1-PLC ±0.1 2-PLC ± 3-PLC ± 4-PLC ± ANGLES		APVD G SKIPPER 24JAN05	
		108-19082		NAME MALE ASSEMBLY, Z-PACK 2mm HM, TYPE A	
MATERIAL SEE SHEET 1		FINISH SEE SHEET 1		APPLICATION SPEC 114-19029	
		WEIGHT -		SIZE A1 CAGE CODE 00779 DRAWING NO 106164 RESTRICTED TO -	
CUSTOMER DRAWING				SCALE 4:1 SHEET 2 OF 2 REV G	