

MXMAG GENERAL MARKET TRAY PACKAGING SPECIFICATION

1.0 SCOPE.....	2
2.0 PRODUCT DESCRIPTION	2
3.0 PURPOSE.....	2
4.0 PROCEDURE	3
4.1 GENERAL REQUIREMENTS.....	3
4.2 PACKING INSTRUCTIONS.....	3
4.2.1 TRAY	3
4.3 QUANTITIES.....	6
4.4 PALLETISATION.....	6
4.4.1 CARTON CLOSURE	6
4.4.2 PALLET CONFIGURATION FOR TRAY CARTONS.....	7
4.5 LABELLING.....	8

REVISION: D	ECM INFORMATION: EC No: 626548 DATE: 2019/11/20	TITLE: MXMAG TRAY PACKAGING SPECIFICATION			SHEET No. 1 of 8
DOCUMENT NUMBER: 934620001	DOC TYPE: PS	DOC PART: K	CREATED / REVISED BY: BPMURPHY	CHECKED BY: DBYRNES	APPROVED BY: DBYRNES
TEMPLATE FILENAME: PACKAGING_SPEC[SIZE_A4](V.3).DOC					

1.0 SCOPE

The scope of this document is to outline the packaging method for Molex MXMag Connectors that are packaged in trays. See table for relevant part numbers.

2.0 PRODUCT DESCRIPTION

The MXMag magnetic connector offers a simple solution for integrating Ethernet magnetic and the RJ-45 connector interface into one integrated package with guaranteed signal integrity, Fast and Gigabit Ethernet, common mode termination and EMI shielding.

The connector will be packaged in trays, relevant series numbers are outlined in Table 1.

Series			
93461	93741	93809	94042
93462	93742	93810	
93463	93743	93855	
93626	93744	93856	
93627	93745	93859	
93628	93746	93860	
93634	93747	93863	
93635	93748	93864	
93636	93749	93867	
93637	93750	93868	
93638	93751	93871	
93639	93752	93872	

Table 1: MXMag Series Numbers for Tray Options

3.0 PURPOSE

The purpose of this specification is to ensure that all MXMag connectors shipped from Molex remain damage free and are shipped in a manner which ensures ease of handling, storage and distribution.

REVISION: D	ECM INFORMATION: EC No: 626548 DATE: 2019/11/20	TITLE: MXMAG TRAY PACKAGING SPECIFICATION			SHEET No. 2 of 8
DOCUMENT NUMBER: 934620001	DOC TYPE: PS	DOC PART: K	CREATED / REVISED BY: BPMURPHY	CHECKED BY: DBYRNES	APPROVED BY: DBYRNES
TEMPLATE FILENAME: PACKAGING_SPEC[SIZE_A4](V.3).DOC					

4.0 PROCEDURE

4.1 GENERAL REQUIREMENTS

- The recommended carton box closure is tape, and the shipping weight for a carton box should not exceed 15kgs.
- Minimum shipping quantity is one carton box.

4.2 PACKING INSTRUCTIONS

4.2.1 TRAY

The MXMag connectors are packaged in clear PETA antistatic trays, part number as per Table 2.

Description	Tray Number	Tray Cover	Cardboard Insert	Bag	Desiccant	Cardboard Carton
0.85" General Market Tray	990250150	990250155	859989300	477995004	887962333	916870072
1" General Market Tray	990250145					
Quantity	12	1	1	1	4	1

Table 2: Tray Component and Carton Numbers

All parts are placed into the trays in the orientation shown in Fig 1. Stacking Tabs located on the left hand side, front face of shield facing down. The trays are stackable and are placed on top of each other rotated 180°. An empty tray/tray cover is placed on top of the final tray.

A cardboard insert is placed under and around the trays to aid removal. The stack of trays is placed in a plastic bag. Four bags of desiccant are put inside the plastic bag. The bag is secured with adhesive tape. The bag of trays is placed into a carton.

REVISION: D	ECM INFORMATION: EC No: 626548 DATE: 2019/11/20	TITLE: MXMAG TRAY PACKAGING SPECIFICATION				SHEET No. 3 of 8
DOCUMENT NUMBER: 934620001	DOC TYPE: PS	DOC PART: K	CREATED / REVISED BY: BPMURPHY	CHECKED BY: DBYRNES	APPROVED BY: DBYRNES	

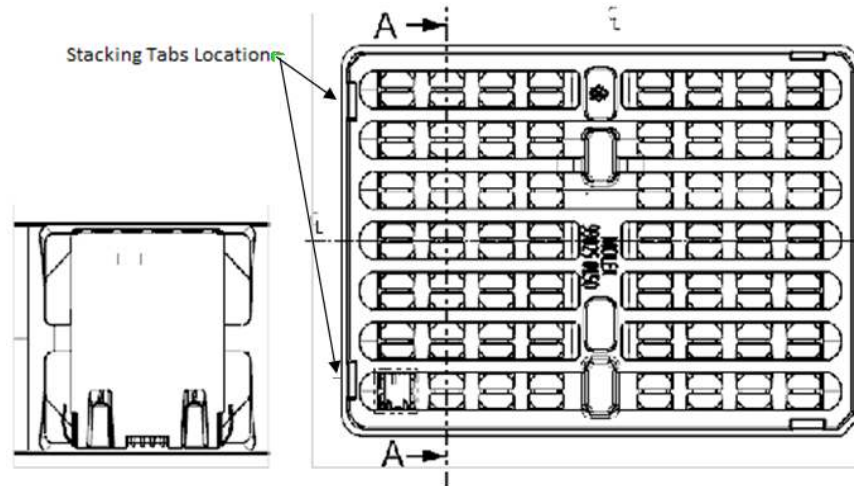


Figure 1: MXMag Part Configuration

REVISION: D	ECM INFORMATION: EC No: 626548 DATE: 2019/11/20	TITLE: MXMAG TRAY PACKAGING SPECIFICATION			SHEET No. 4 of 8
DOCUMENT NUMBER: 934620001	DOC TYPE: PS	DOC PART: K	CREATED / REVISED BY: BPMURPHY	CHECKED BY: DBYRNES	APPROVED BY: DBYRNES

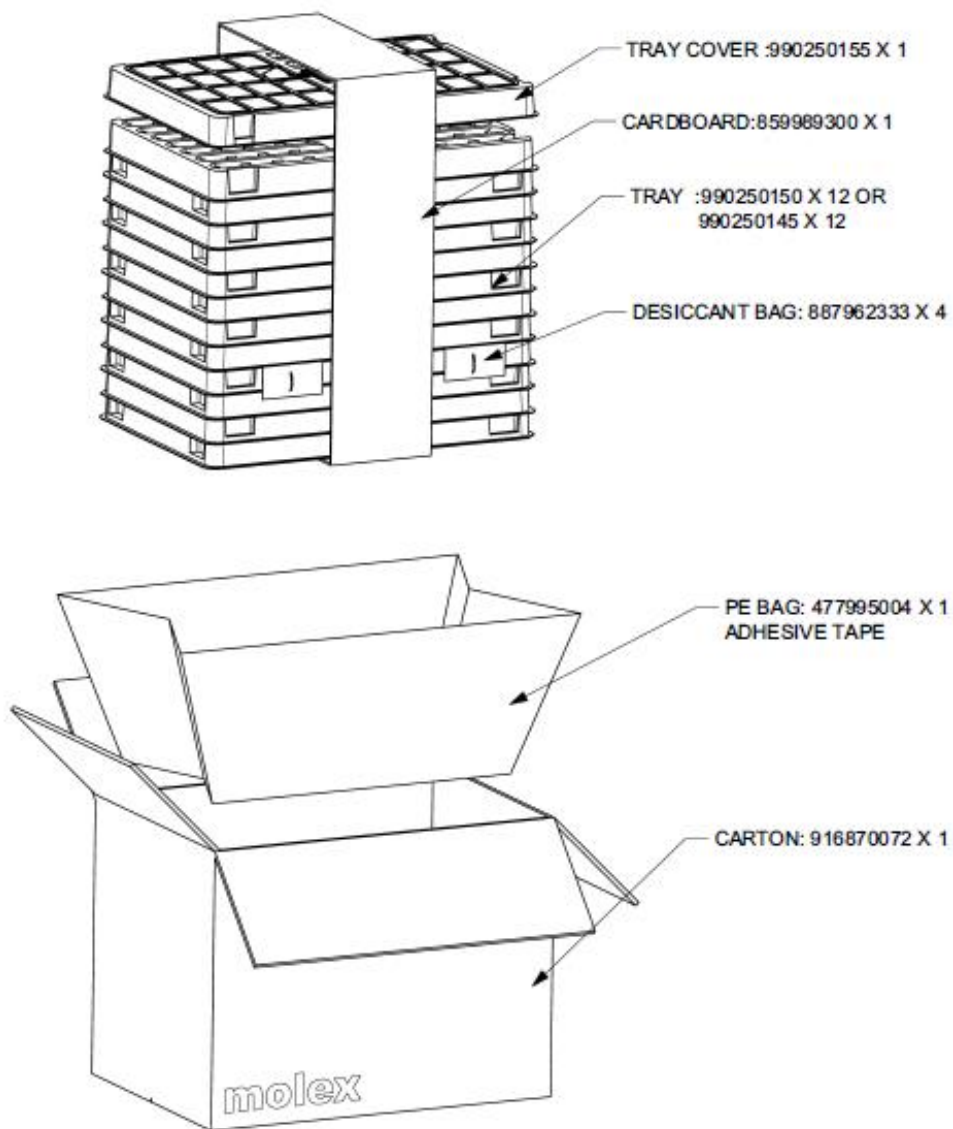


Figure 2: MXMag packaging instructions

REVISION: D	ECM INFORMATION: EC No: 626548 DATE: 2019/11/20	TITLE: MXMAG TRAY PACKAGING SPECIFICATION			SHEET No. 5 of 8
DOCUMENT NUMBER: 934620001	DOC TYPE: PS	DOC PART: K	CREATED / REVISED BY: BPMURPHY	CHECKED BY: DBYRNES	APPROVED BY: DBYRNES
TEMPLATE FILENAME: PACKAGING_SPEC[SIZE_A4](V.3).DOC					

4.3 QUANTITIES

VERSION	QUANTITY PER TRAY	QUANTITY OF TRAYS PER CARTON	QUANTITY PER CARTON	QUANTITY OF CARTONS PER PALLET	QUANTITY PER PALLET
0.85" VERSION	56	12	672	27	18,144
1" VERSION	48	12	576	27	15,552

Table 3: Component Quantities per Tray, Carton and Pallet

4.4 PALLETISATION

4.4.1 CARTON CLOSURE

Standard carton closure is tape.

A standard Molex label is placed on carton as shown in Figure 3.



Figure 3: Box Packed and Labeled

REVISION: D	ECM INFORMATION: EC No: 626548 DATE: 2019/11/20	TITLE: MXMAG TRAY PACKAGING SPECIFICATION				SHEET No. 6 of 8
DOCUMENT NUMBER: 934620001	DOC TYPE: PS	DOC PART: K	CREATED / REVISED BY: BPMURPHY	CHECKED BY: DBYRNES	APPROVED BY: DBYRNES	

4.4.2 PALLET CONFIGURATION FOR TRAY CARTONS

Cartons should be stacked by column, i.e. not interlocked. 27 cartons per pallet.

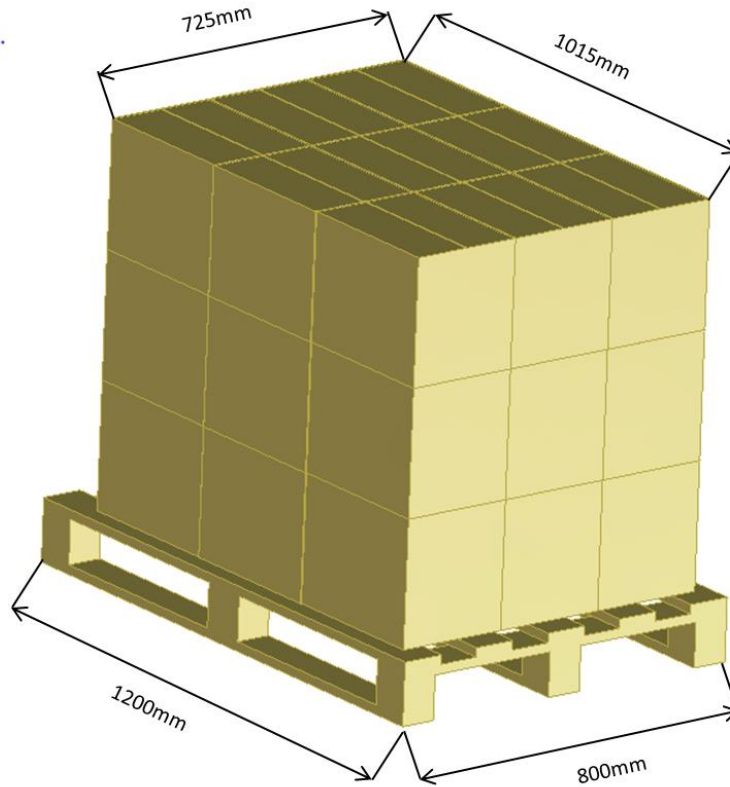


Figure 4: Proposed Pallet for Shipping

REVISION: D	ECM INFORMATION: EC No: 626548 DATE: 2019/11/20	TITLE: MXMAG TRAY PACKAGING SPECIFICATION			SHEET No. 7 of 8
DOCUMENT NUMBER: 934620001	DOC TYPE: PS	DOC PART: K	CREATED / REVISED BY: BPMURPHY	CHECKED BY: DBYRNES	APPROVED BY: DBYRNES
TEMPLATE FILENAME: PACKAGING_SPEC[SIZE_A4](V.3).DOC					

4.5 LABELLING

A label is placed on each carton. See Figure 5 for an example of a standard layout. The carton label measures 120 mm x 76.2 mm.



Figure 5: Generic Molex Label, Part Numbers, Quantities and Description Will Vary

REVISION: D	ECM INFORMATION: EC No: 626548 DATE: 2019/11/20	TITLE: MXMAG TRAY PACKAGING SPECIFICATION	SHEET No. 8 of 8
DOCUMENT NUMBER: 934620001	DOC TYPE: PS	DOC PART: K	CREATED / REVISED BY: BPMURPHY
		CHECKED BY: DBYRNES	APPROVED BY: DBYRNES