



EAO – Your Expert Partner for  
Human Machine Interfaces



## EAO Product Information

Series 1K2





---

Description .....	3
PCB Switches.....	4
Technical Data.....	5
Drawings.....	6
Index.....	8

## Product Information

### General notes

Recommended for all PCB applications as the most compact changeover switch on the market, the 1K2 is ideal as a jumper replacement.

A standard (red) or extended (black) slide actuator gives instant recognition of switch position.

### Mounting

The customer has the choice of straight and angle PCB mounting pins.

### Contacts

Heavy gold plated contacts are available for applications requiring dependable operation under extreme environmental conditions.

### Soldering and Cleaning

Immersion and water jet cleaning is not recommended.

Ultrasonic cleaning is forbidden.

Manual soldering is required for right angle models and side-by-side mounting.

*We reserve the right to modify technical data*

*All dimensions in mm*

## Change over slide switch 1-pole



	Switching action	Contacts	Contact material	Slider	Typ-Nr.	Component layout	Technical drawing	Circuit drawing	
<b>Change over slide switch 1-pole</b> Pins axial (standard version)	MA	1 C	Gold	Plastic black raised	<b>09.03290.01</b>	1	3	1	0.001
				Plastic red flush	<b>09.03201.02</b>	1	1	1	0.001
Pins axial (tropicalized version)	MA	1 C	Gold	Plastic red flush	<b>19.03201.01</b>	1	1	1	0.001
Pins bent at right-angles (standard version)	MA	1 C	Gold	Plastic black raised	<b>09.10290.01</b>	1	4	1	0.001
				Plastic red flush	<b>09.10201.02</b>	1	2	1	0.001

Switching action: MA = Maintained action

Contacts: C = Changeover

Component layout from page 6, Technical drawing from page 6, Circuit drawing from page 7

## Change over slide switch

### Material

#### Material of contact

0.4 µm Au/Ni (standard version)  
2 µm Au/Ni (tropicalized version)

### Mechanical characteristics

#### Terminals

0.4 µm Au/Ni (standard version)  
2 µm Au/Ni (tropicalized version)

#### Actuating travel

1.6 mm nominal

#### Mechanical lifetime

10 000 operations

#### Manual soldering guideline

Please note!

The 1k2 is designed for machine wave flow soldering. If manual soldering needs to be done, the following guidelines have to be adhered to (in accordance to IEC 60068-2-20):

Size of tip of soldering iron: 3mm dia.

- Type of solder: Sn/Ag/Cu
- Soldering temperature: 350°C or 370°C
- Soldering time: 5s 1s
- In order to avoid overheating, a small break has to be observed between each solder-application
- The soldering iron has to be kept clean at all times.
- It is mandatory to tin the tip of the soldering iron before the soldering can take place.
- When soldering, the tip of the iron has to first pre-heat the "intersection" between pin and circuit, before applying the solder.

### Electrical characteristics

#### Operating voltage/-current

Nominal 12 V, 500 mA  
Maximum voltage 24 V  
Minimum voltage 10mV, 1 mA

#### Isolation resistance

>10 000 MΩ at 100 VDC

#### Contact resistance

<22 mΩ

#### Electrical life

1 000 operations nominal

#### Switch rating

6 W

#### Electric strength

250 V<sub>rms</sub>, 50 Hz

### Environmental conditions

#### Operating temperature

-40 °C ... +85 °C

#### Climate resistance

Damp heat steady :  
4 days,  
21 days (tropicalised version),  
as per IEC 60512-6-11c

#### Saline mist :

24 hours  
96 hours (tropicalised version),  
as per IEC 60512-6-11f

#### Shock resistance

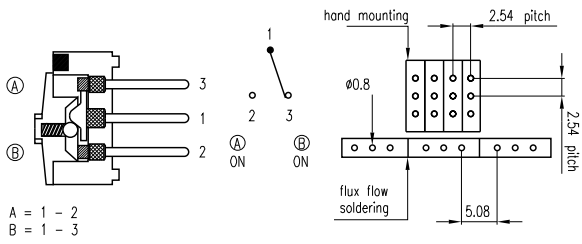
50 g, 11 ms, as per IEC 60512-4-6c

#### Resistance to vibrations

10 ... 500 Hz, 10 g, as per IEC 60512-4-6d

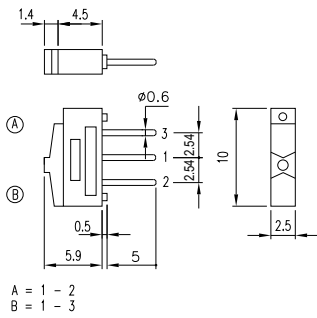
## Component layout

### 1 Change over slide switch 1-pole page 4

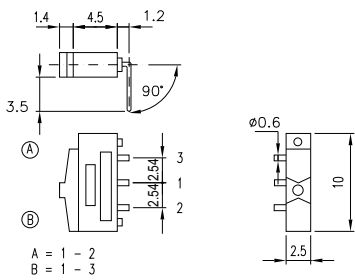


## Technical drawing

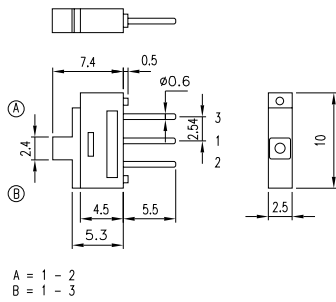
### 1 Change over slide switch 1-pole page 4



### 2 Change over slide switch 1-pole page 4

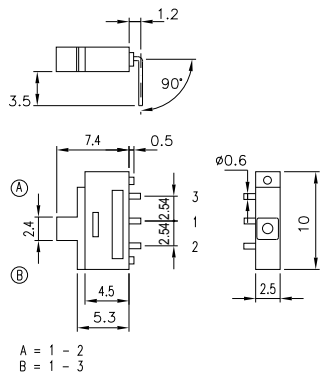


### 3 Change over slide switch 1-pole page 4



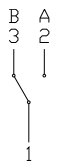


## 4 Change over slide switch 1-pole page 4



## Circuit drawing

### 1 Change over slide switch 1-pole page 4



# Index from Typ-Nr.

<u>Typ-Nr.</u>	<u>Page</u>	<u>Typ-Nr.</u>	<u>Page</u>	<u>Typ-Nr.</u>	<u>Page</u>
09.03201.02 .....	4				
09.03290.01 .....	4				
09.10201.02 .....	4				
09.10290.01 .....	4				
19.03201.01 .....	4				



	<b>EAO AG</b>
	Tannwaldstrasse 88 4601 Olten, Switzerland
<b>E-mail</b>	info@eao.com
<b>Website</b>	www.eao.com
	<b>Austria</b>
Phone	+49 201 85 87 0
Fax	+49 201 85 87 210
E-mail	sales.ede@eao.com
	<b>Belgium</b>
Phone	+32 3 777 82 36
Fax	+32 3 777 84 19
E-mail	sales.ebl@eao.com
	<b>China</b>
Phone	+852 27 86 91 41
Fax	+852 27 86 95 61
E-mail	sales.ehk@eao.com
	<b>France</b>
Phone	+33 1 64 43 37 37
Fax	+33 1 64 43 37 49
E-mail	sales.esa@eao.com
	<b>Germany</b>
Phone	+49 201 85 87 0
Fax	+49 201 85 87 210
E-mail	sales.ede@eao.com
	<b>Italy</b>
Phone	+39 035 481 0189
Fax	+39 035 481 3786
E-mail	sales.eit@eao.com
	<b>Japan</b>
Phone	+81 3 5444 5411
Fax	+81 3 5444 0345
E-mail	sales.esj@eao.com
	<b>Netherlands</b>
Phone	+31 78 653 17 00
Fax	+31 78 653 17 99
E-mail	sales.enl@eao.com
	<b>Sweden</b>
Phone	+46 8 683 86 60
Fax	+46 8 724 29 12
E-mail	sales.esw@eao.com
	<b>Switzerland</b>
Phone	+41 62 388 95 00
Fax	+41 62 388 95 55
E-mail	sales.ech@eao.com
	<b>United Kingdom</b>
Phone	+44 1444 236 000
Fax	+44 1444 236 641
E-mail	sales.euk@eao.com
	<b>USA</b>
Phone	+1 203 877 4577
Fax	+1 203 877 3694
E-mail	sales.eus@eao.com
	<b>Other Countries</b>
Phone	+41 62 286 92 10
Fax	+41 62 296 21 62
E-mail	info@eao.com