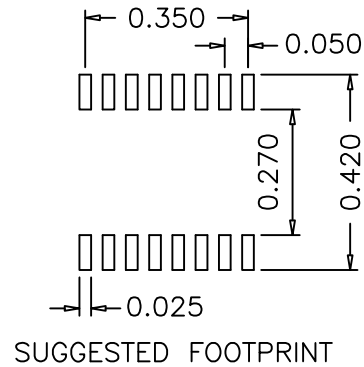
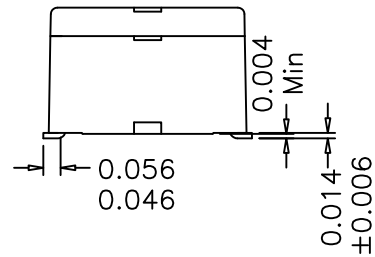
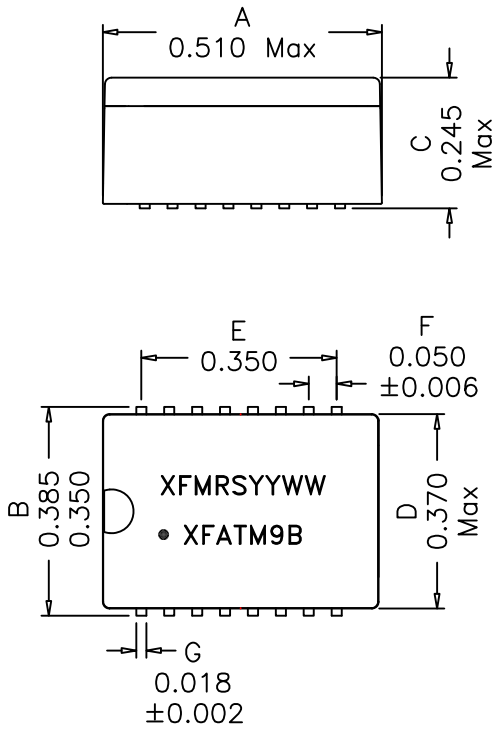
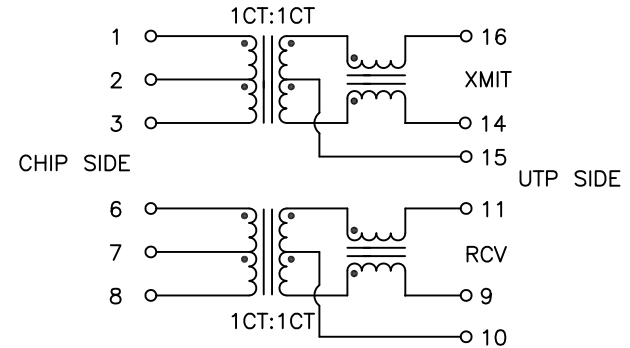


1. Mechanical Dimensions:



2. Schematic:



3. Electrical Specifications: @25°C

UTP Impedance: 100 OHMS

Turns Ratio: TX=1CT:1CT±2% RX=1CT:1CT±2%

Isolation Voltage: 1500Vac, Input to Output

UTP Side OCL: 350uH Min @100KHz 0.1V, 8mAdc

UTP Side Q: 16 Min @100KHz 0.1V,

Rise Time (10–90%): 4.0ns Typical

Insertion Loss (1–132MHz): –1.0dB Maximum

Return Loss:	30MHz	60MHz	80MHz	132MHz	
	–20dB	–14dB	–11.5dB	–9.5dB	Typ

CMRR:	30MHz	50MHz	100MHz	132MHz	
	–42dB	–37dB	–33dB	–25dB	Typ

Crosstalk:	30MHz	60MHz	100MHz	132MHz	
	–45dB	–40dB	–35dB	–28dB	Typ

Notes:

- Solderability: Leads shall meet MIL–STD–202G, Method 208H for solderability.
- Flammability: UL94V–0
- ASTM oxygen index: > 28%
- Constructed with UL Recognized materials.
- Operating Temperature: –40°C to +125°C
- Storage Temperature Range: –55°C to +125°C
- Aqueous wash compatible
- SMD Lead Coplanarity: ±0.004”(0.102mm)
- Electrical and mechanical specifications 100% tested
- RoHS Compliant Component
- Recommended IR Reflow peak temp of 250°C Max.

DOC. REV: C/6

XFMR Inc www.XFMRS.com	Title: 10/100 BASE MAGNETIC MODULE		
	UNLESS OTHERWISE SPECIFIED	P/N: XFATM9B	REV. C
TOLERANCES: .xxx ±0.010	DWN.	Huo	Mar–08–17
Dimensions in Inch	CHK.	YK Liao	Mar–08–17
SHEET 1 OF 1	APP.	BSJ	Mar–08–17