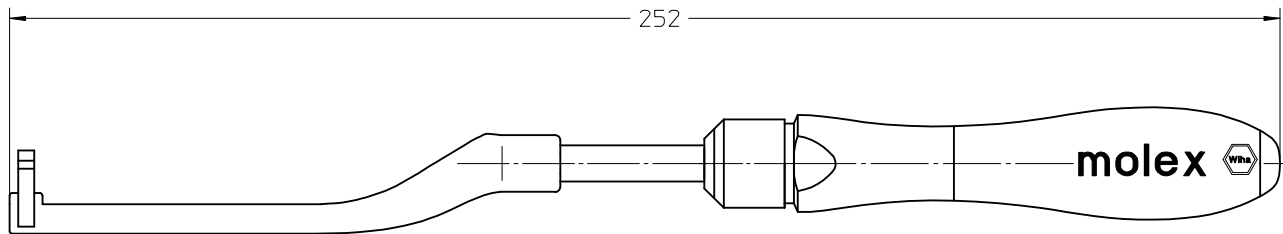
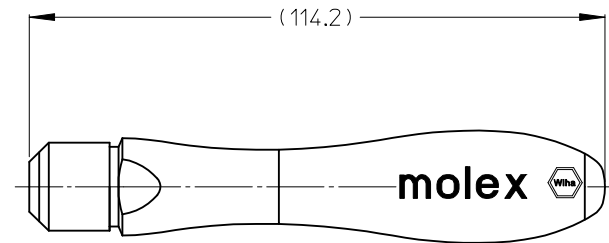
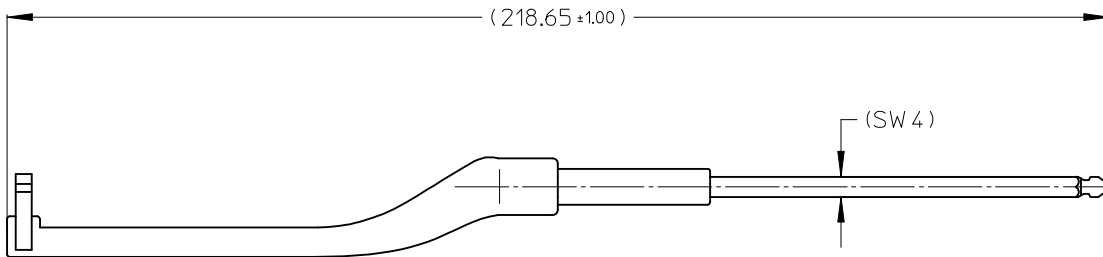


10 9 8 7 6 5 4 3 2 1



| MATERIAL NO. | SW | Nm | |
|--------------|----|-----|---------|
| 1203035017 | 9 | 0.8 | FOR M8 |
| 1203035018 | 13 | 1.0 | FOR M12 |

| | | | | | | | | |
|---|-------------------------------|---------------------------------------|--|-----------------------------------|---|-------------------------------|---|---------------------|
| ENTER DESCRIPTION EC NO: IPG2015-1127 DRW:NFSCHAFHAUSER 2014/12/12 CHK:DRSILLER 2014/12/12 APPR:CBURGER 2014/12/19 | QUALITY SYMBOLS ▽=0 ◻=0 | GENERAL TOLERANCES (UNLESS SPECIFIED) | | DIMENSION STYLE MM ONLY | SCALE 1:1 | DESIGN UNITS METRIC | THIRD ANGLE PROJECTION | |
| | | | mm | INCH | DRAWN BY FSCHAFHAUSER | DATE 2014/12/12 | TITLE TOOL TORQUE WIRELESS KEY SET FOR M8/M12 | |
| | | 4 PLACES | ± --- | ± --- | CHECKED BY RSILLER | DATE 2014/12/12 | APPROVED BY molex | |
| | | 3 PLACES | ± --- | ± --- | APPROVED BY CBURGER | DATE 2014/12/19 | DOCUMENT NO. SD-120303-001 | SHEET NO. 1 OF 1 |
| 2 PLACES | ± 0.05 | ± --- | MATERIAL NO. SEE TABLE | | THIS DRAWING CONTAINS INFORMATION THAT IS PROPRIETARY TO MOLEX INCORPORATED AND SHOULD NOT BE USED WITHOUT WRITTEN PERMISSION | | | |
| 1 PLACE | ± 0.30 | ± --- | DRAFT WHERE APPLICABLE MUST REMAIN WITHIN DIMENSIONS | | | | | |
| 0 PLACE | ± 1 | ± --- | | | | | | |
| | | ANGULAR ± --- ° | | | | | | |

9 8 7 6 5 4 3 2 1