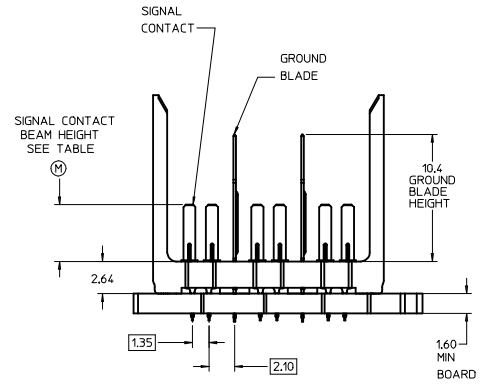
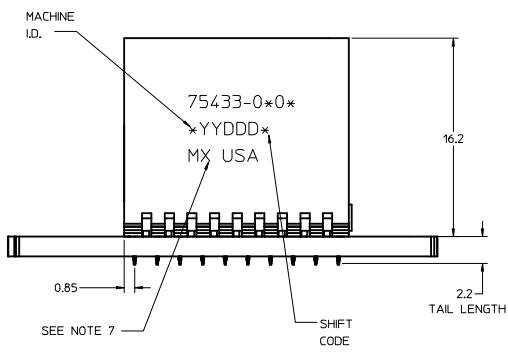
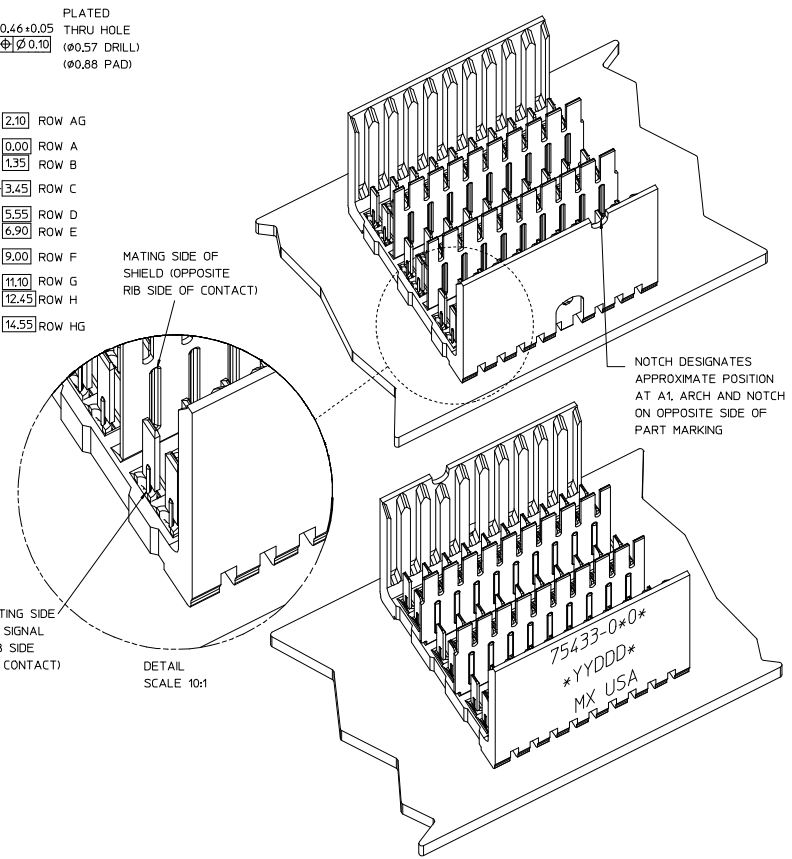


ROWS AG & HG RECOMMENDED FOR ALL APPLICATIONS. THESE ROWS SHOULD BE CONNECTED TO GROUND.

BACKPLANE HOLE PATTERN (COMPONENT SIDE 10-POSITION SHOWN)



- NOTES:**
- MATERIAL: HOUSING - LIQUID CRYSTAL POLYMER (LCP) GLASS-FILLED. UL 94V-0. COLOR - GRAY. SIGNAL CONTACT AND GROUND BLADE - HIGH PERFORMANCE COPPER ALLOY.
  - FINISHES: SELECTIVE GOLD (Au) ON CONTACT AREA. SELECTIVE MATTE TIN (Sn) ON PCB TAILS, NICKEL (Ni) OVERALL.
  - THIS PART CONFORMS TO MOLEX PRODUCT SPECIFICATION PS-75221-999.
  - FOR MIXED CONTACT MATING LENGTHS CONSULT MOLEX FOR AVAILABILITY. CONTACT PAIRS MUST BE THE SAME LENGTH.
  - FOR SPECIFIC PART NUMBER AND MATING INFORMATION PLEASE REFER TO CHART.
  - PACKAGE PER PK-70873-576.
  - EITHER MARK PART NUMBER AND DATE CODE APPROXIMATELY WHERE SHOWN OR PLACE A LABEL ON THE TUBE.
  - MAPS (ADVANCED PLATING SYSTEM).

PIN LENGTH DIM "M"	GOLD (Au) THICKNESS micrometers
0=3.55 mm	0.25 (MAPS)
1=4.55 mm	
2=5.55 mm	
3=3.55 mm	0.76
4=4.55 mm	
5=5.55 mm	
7=3.55 mm	1.27
8=4.55 mm	
9=5.55 mm	

PART NUMBER TABLE				
ASSY PART NO.	K	L	P	TOTAL NO. OF DIFFERENTIAL PAIRS
75433-010*	9	16.65	18.35	30
75433-020*	24	44.40	46.10	75
75433-050*	4	7.40	9.10	15

LEAD-FREE PLATING

THE PRIMARY CARTON WITH A LABEL STATING "ELV AND RoHS COMPLAINT" IS LEAD FREE. CARTONS WITHOUT THIS LABEL MAY CONTAIN LEAD.

<b>REV TO LEAD-FREE</b> EC NO: UCP2013-1905 DRAWN BY: CHYKOWITZ CHECKED BY: APPERSMILLER DATE: 2012/09/05 DATE: 2012/12/05	<b>QUALITY SYMBOLS</b> ∇=0 ∇=0 ∇=0	<b>GENERAL TOLERANCES (UNLESS SPECIFIED)</b> <table border="1"> <thead> <tr> <th></th> <th>mm</th> <th>INCH</th> </tr> </thead> <tbody> <tr> <td>4 PLACES</td> <td>±0.15</td> <td>±0.005</td> </tr> <tr> <td>3 PLACES</td> <td>±0.25</td> <td>±0.010</td> </tr> <tr> <td>2 PLACES</td> <td>±0.38</td> <td>±0.015</td> </tr> <tr> <td>1 PLACE</td> <td>±0.51</td> <td>±0.020</td> </tr> <tr> <td>0 PLACE</td> <td>±</td> <td>±</td> </tr> </tbody> </table>		mm	INCH	4 PLACES	±0.15	±0.005	3 PLACES	±0.25	±0.010	2 PLACES	±0.38	±0.015	1 PLACE	±0.51	±0.020	0 PLACE	±	±	<b>DIMENSION STYLE</b> MM ONLY	<b>SCALE</b> 5:1	<b>DESIGN UNITS</b> METRIC	<b>THIRD ANGLE PROJECTION</b>
		mm	INCH																					
	4 PLACES	±0.15	±0.005																					
	3 PLACES	±0.25	±0.010																					
2 PLACES	±0.38	±0.015																						
1 PLACE	±0.51	±0.020																						
0 PLACE	±	±																						
		DRAWN BY: NMARTIN CHECKED BY: SREED APPROVED BY: JLAURX DATE: 2004/02/09 DATE: 2004/02/09 DATE: 2009/11/24	<b>TITLE</b> GBX 3-PAIR LF OPEN END BACKPLANE SALES ASSEMBLY																					
		DRAFT WHERE APPLICABLE MUST REMAIN WITHIN DIMENSIONS	<b>ANGULAR ±1/2°</b>	<b>SEE CHART</b>	<b>MATERIAL NO.</b> SD-75433-010	<b>SHEET NO.</b> 1 OF 1																		
			<b>INCORPORATED AND SHOULD NOT BE USED WITHOUT WRITTEN PERMISSION</b>																					