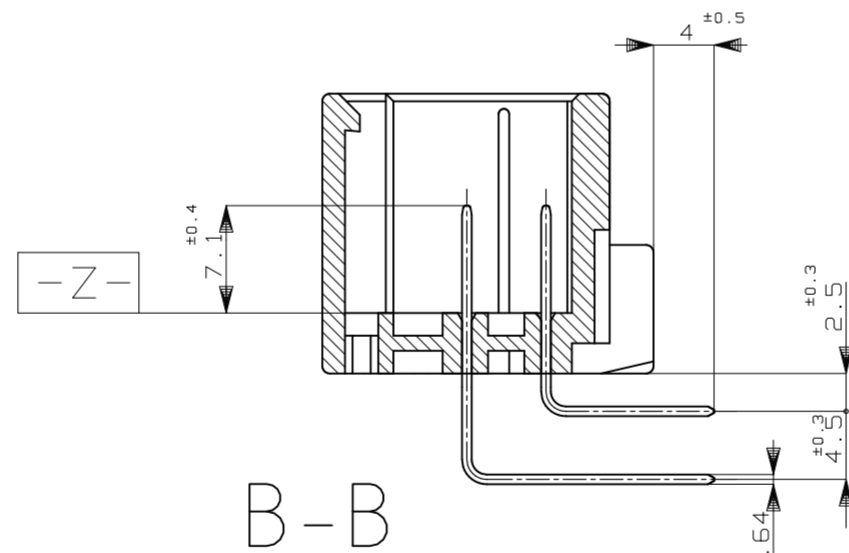
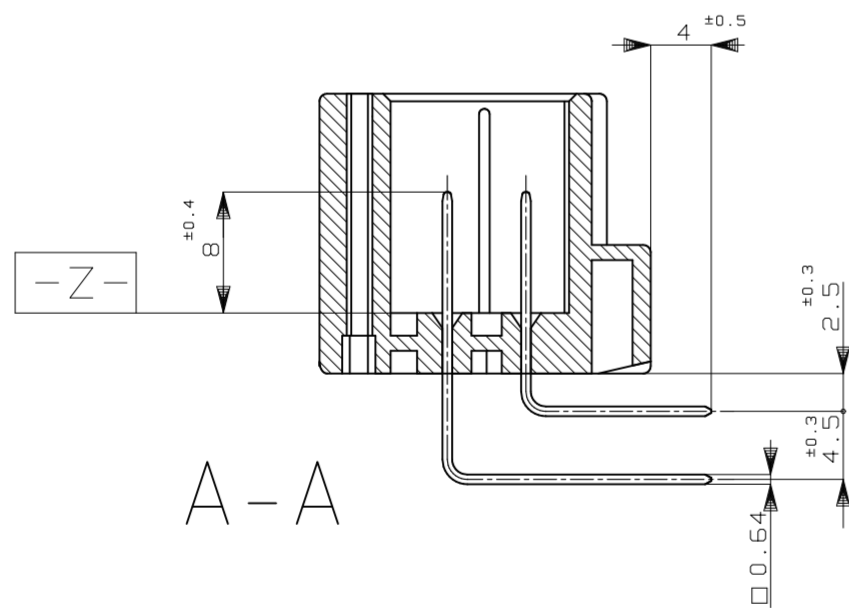
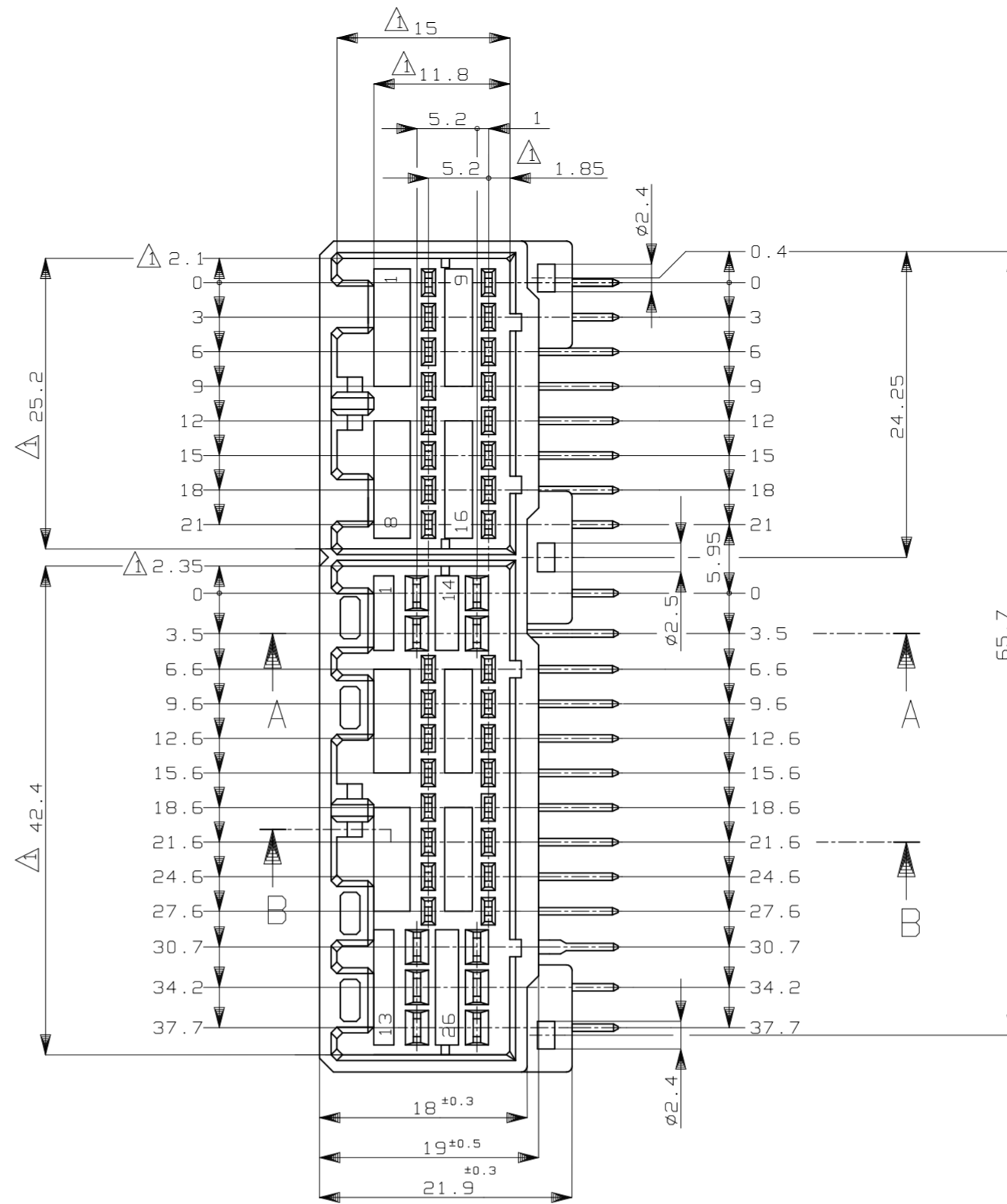
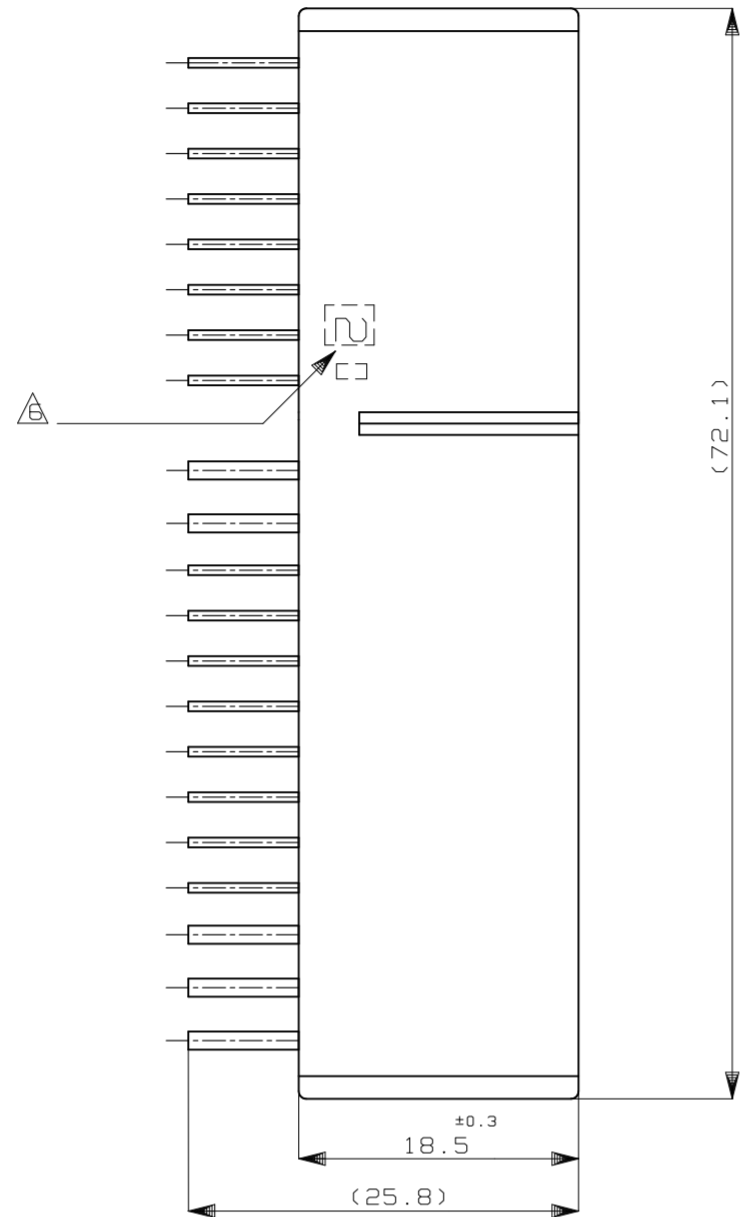
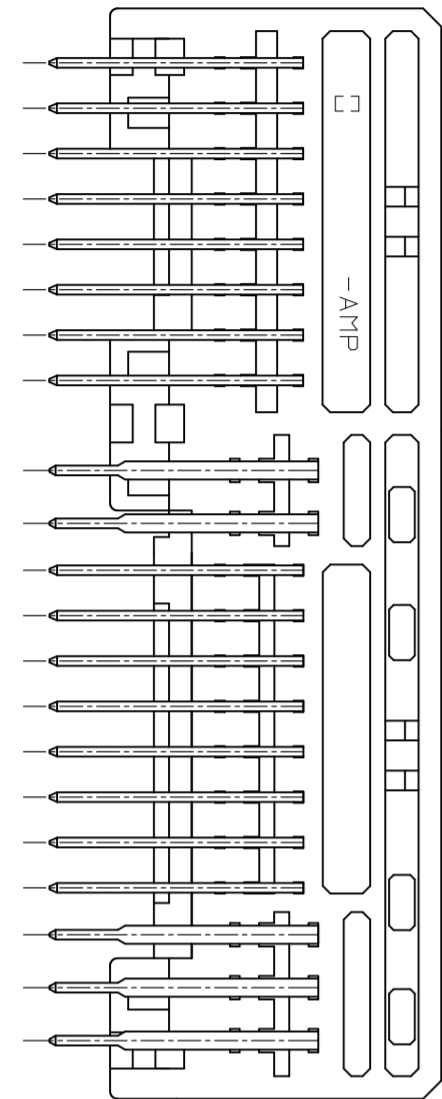
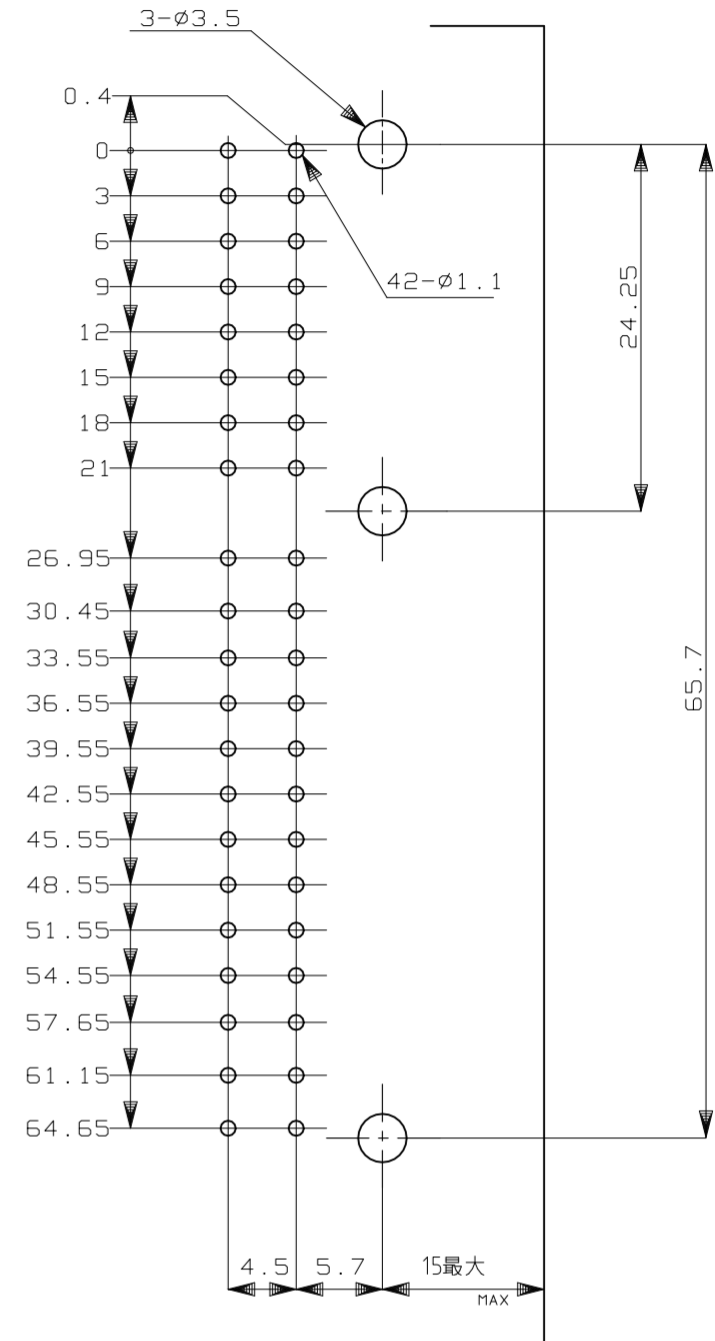
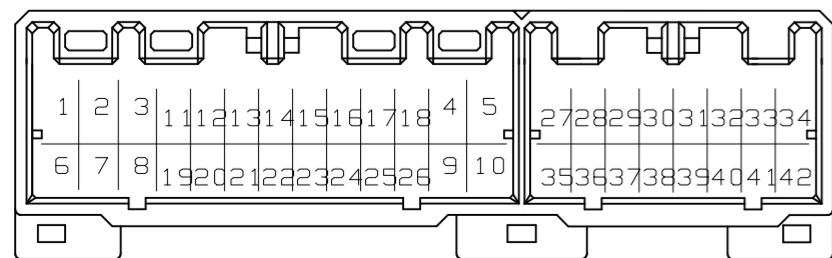


REVISIONS					
P	LTR	DESCRIPTION	DATE	DWN	APVD
F3	REVISED	ECR-11-010934	11JUL11	TS	KB
F4	REVISED PER	ECR-22-154840	06DEC2022	RK	MT

(MOUNTING DIMENSIONS FOR P.C.BORD;TOLERANCE±0.1)
 プリント基板取付穴寸法図
 一般公差: ±0.1
 (公差は累積しないこと)



- △ [-Z-] 面から2mmの範囲で測定
- 2. 嵌合相手ハウジング型: 175567, 176243, 917994, 917983
- 3. 推奨取付ねじ: JIS B1115, B1122 タッピングねじ、なべ2種、呼び径3、長さ6mm以下 (取付けトルク: 0.4N-m以下)
- 4. 適用製品規格番号: 108-5280, 108-5342
- △ 回路番号: パワー回路 ①~⑩
シグナル回路 ⑪~④②
- △ 適用製品型番のブリフィックス及びIDマークをカラーホットマークにて表示



- △ MUST BE KEPT BETWEEN [-Z-] AND 2
- 2. THE MATING PLUG HOUSING PART NUMBER: 175567, 176243, 917994, 917983
- 3. RECOMENDED MOUNTING SCREW; 3mmDIA, 6mmLENGTH(MAX.) PAN HEAD, CLASS 2 TAPPING SCREW SPECIFIED IN JIS B1115,B1122 (TIGHTENING TORQUE; 0.4N-m MAX.)
- 4. APPLICABLE PRODUCT SPEC NUMBER; 108-5280, 108-5342
- △ CIRCUIT NUMBER: POWER CIRCUIT NUMBER ①~⑩
SIGNAL CIRCUIT NUMBER ⑪~④②
- △ INDICATED PREFIX AND ID MARK OF PRODUCT PART NUMBER BY COLOR HOT MARK

OBSOLETE	9	SELECTIVE-TIN	PRE-TIN	-	-	WHITE	9-176242-1
OBSOLETE	1	TIN-LEAD	SELECTIVE GOLD	1~10	11~42	WHITE	1-176242-1
OBSOLETE	2	PRE-TIN X 10		-	11~42	BLUE	2-176242-5
OBSOLETE	2	TIN-LEAD	SELECTIVE GOLD X 32	-	11~42	WHITE	2-176242-1
OBSOLETE	2	PRE-TIN X 10		-	11~42	WHITE	2-176242-1
OBSOLETE	0	TIN-LEAD	SELECTIVE GOLD X 32	-	11~42	WHITE	2-176242-1
OBSOLETE	0	PRE-TIN		-	-	BLUE	176242-5
OBSOLETE	0	PRE-TIN		-	-	WHITE	176242-1
MARKING		SOLDERING SIDE 半田付け部	CONTACT SIDE 接触部側	POWER CIRCUIT NO. パワー回路	SIGNAL CIRCUIT NO. シグナル回路	COLOR 色	P/N
		CONTACT FINISH コンタクト仕上		GOLD PLATED CIRCUIT NO. 金めっき回路番号			

TOLERANCES UNLESS OTHERWISE SPECIFIED:	
一般公差	10 ≥ : ±0.2
	30 ≥ > 10 : ±0.25
	100 ≥ > 30 : ±0.3
ANGLE	: ±3°

THIS DRAWING IS A CONTROLLED DOCUMENT.		DWN	26JAN07	T.SHINOHARA
DIMENSIONS: 単位: 寸 mm		CHK	26JAN07	K.BETSUI
TOLERANCES UNLESS OTHERWISE SPECIFIED: 一般公差		APVD	26JAN07	K.BETSUI
0 PLC ± -		PRODUCT SPEC 製品規格		
1 PLC ± -		APPLICATION SPEC 取付適用規格		
2 PLC ± -		SEE NOTE 4		
3 PLC ± -		MATERIAL 材料		
4 PLC ± -		HOUSING: PBT		
ANGLES ± -		CONTACT: BRASS		
FINISH 仕上		SEE TABLE		

TE Connectivity		040/070 HYBRID I/O CONNECTOR 42POSITION CAP HOUSING ASSEMBLY	
SIZE	A2	CAGE CODE	00779
DRAWING NO	C=176242		RESTRICTED TO
WEIGHT	20.6 g	SCALE	2:1
CUSTOMER DRAWING	SHEET	1 OF 1	REV F4