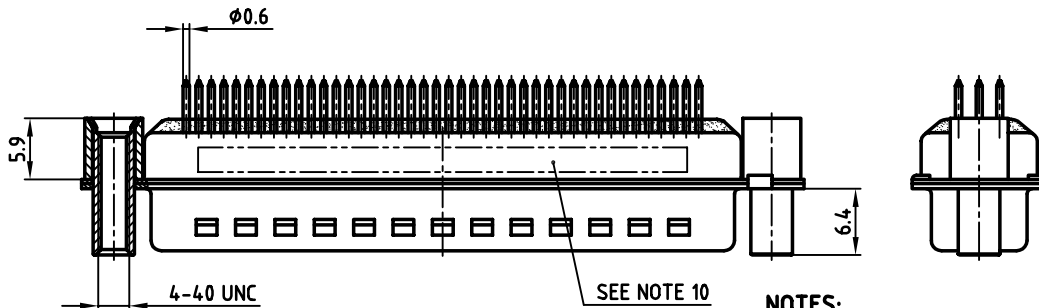
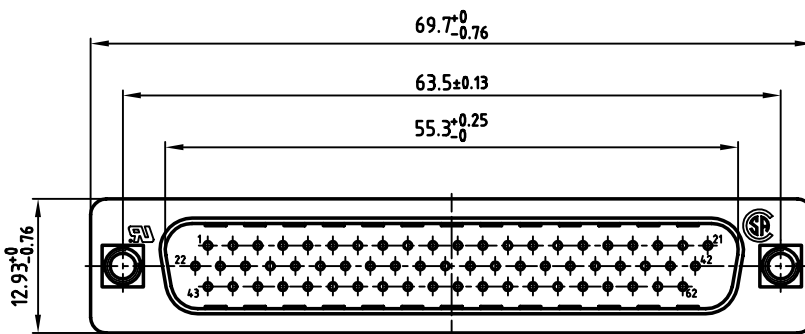
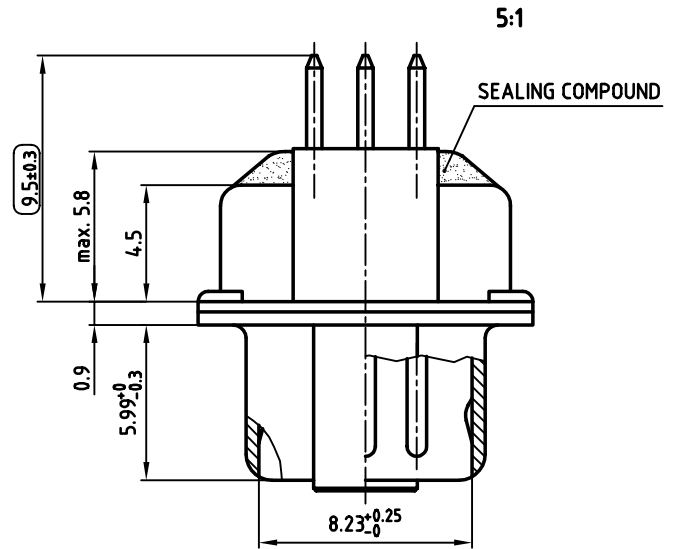


used for: D-SUB HD FILTER



**NOTES:**

1. METAL SHELLS: STEEL; min. 320µ" TIN
2. INSULATORS: PBT GF UL 94 V-0, BLACK
3. CONTACTS: COPPER ALLOY  
PLATING: 8µ" HARD GOLD OVER min. 50µ" NICKEL
4. THREADED REAR SPACER / FRONT THREADED LOCK: COPPER ALLOY; min. 200µ" TIN over 80µ" NICKEL
5. SLEEVE: COPPER ALLOY; min. 200µ" TIN over 80µ" NICKEL
6. P.C.B. HOLE DRILLINGS ON DRAWING NO.: 16V11H5B
7. CAPACITANCE: SEE TABLE
8. DIELECTRIC WITHSTANDING VOLTAGE: 300V DC
9. MAXIMUM TORQUE VALUE FOR THREAD: 6" LBS
10. CONNECTOR IS PART MARKED: PART-NO. CONEC Y/WW
11.    = CHECK DIMENSION

CAPACITANCE	PART NO.
180pF ±20%	<b>241A27710X</b>
370pF ±20%	<b>241A16810X</b>
830pF ±20%	<b>241A16850X</b>

APPROVAL \* FREIGABE \* DEBLOCAGE \* AUTORIZACION \* APPROVAL

CUSTOMER APPROVAL DATE:

---

NAME: TITLE:

---

COMPANY NAME:

APPROVAL \* FREIGABE \* DEBLOCAGE \* AUTORIZACION \* APPROVAL

THIS DRAWING MAY NOT BE COPIED OR REPRODUCED IN ANY WAY, AND MAY NOT BE PASSED ON TO A THIRD PARTY, WITHOUT WRITTEN PERMISSION. OWNERSHIP AND COPYRIGHT OF CONEC GmbH DO NOT ALTER CAD DRAWING BY HAND

rev.	description	date	name

tolerance		scale:	2:1 (5:1)
	dim. in mm	material:	SEE NOTES
2003	date	name	title:
drawn	16.09.	Lehmenkühler	<b>D-SUB HD FILTER MALE</b>
appd.	19.09.	Mickenbecker	62pos. SOLDER PIN STRAIGHT
norm	DIN 41652		threaded rear spacer and front threaded lock
d-old			dwg no: AutoCAD 2000 DIN-A
			24K1A451
			part no: SEE TABLE
			3 sh: 1/1