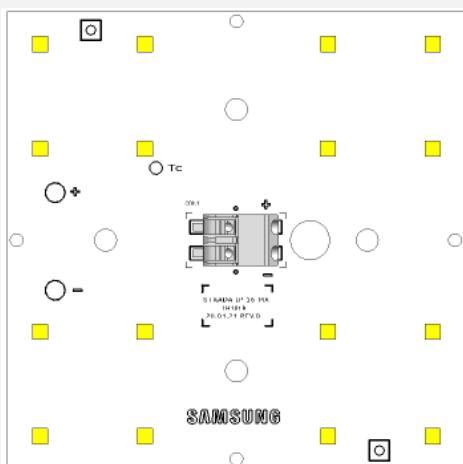


Datasheet



MODEL NAME	CCT	CODE
LEDiL SC16 S1	4000K	SL-Z7T3N80L2WW
	5000K	SL-Z7R3N80L2WW

SAMSUNG ELECTRONICS CO., LTD.
1, Samsung-ro, Giheung-gu,
Yongin-si, Gyeonggi-do 17113, KOREA

Version	Remark	Page	Date	Traced
1.0	The Preliminary Specification established.	ALL	20.04.28	I.S.LEE

LED Module

LEDiL SC16 S1

LH181B Module

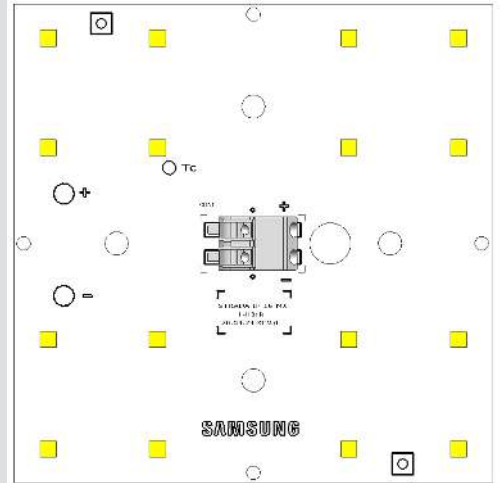


Table of Contents

1.	Product Code Information	-----	1
2.	Characteristics	-----	2
3.	Appearance and Structure	-----	5
4.	Certification and Declaration	-----	6
5.	Label Structure	-----	7
6.	Packing Structure	-----	9
7.	Precautions in Handling & Use	-----	10
	Appendix	-----	11

1. Product Code Information

- LEDiL SC16 S1with LH181B

CRI	CCT	Product Code
CRI 70	4000K	SL-Z7T3N80L2WW
	5000K	SL-Z7R3N80L2WW

2. Characteristics ($I_F = 1400\text{mA}$, $t_p = 70^\circ\text{C}$)

a) Basic Information

Item	Unit	Rating	Remark
Rated Lifetime	Hour	>50,000	L70B50
Ingress Protection (IP)	-	no rating	
Ambient / Operating Temperature (t_a)	$^\circ\text{C}$	-30 ~ +50	
Storage Temperature	$^\circ\text{C}$	-30 ~ +80	

Notes

- ※ I_F : Forward current or Operating current
- ※ t_p : temperature at which performance is specified measured at "Tc point".
- ※ t_a : ambient temperature

b) Electro-Optical Characteristics

Item	Unit	Rating			Remark	
		min	typ	max		
Luminous Flux	4000K	4,270	5,050	5,600	If = 1,400 mA Tp = 70 °C	
	5000K	4,270	5,050	5,600		
Luminous Efficacy	4000K		155.2			
	5000K	-	155.2	-		
CCT	4000K		MacAdam 5 Step			Initial CCT Integrating Sphere
	5000K		MacAdam 7 Step			
Operating Voltage	V	21.7	23.7	27.6		
Power Consumption	W	-	33.2	-		
Color Rendering Index (Ra)	-	70				
Operating Current	mA		1,400	2,800		

Notes

※ Samsung maintains a measurement tolerance of Luminous flux $\pm 7\%$, Ra ± 3.0 , Voltage $\pm 5\%$, Current = $\pm 5\%$, CCT = $\pm 5\%$, CIE = ± 0.005 .

c) Light Distribution

Item	Unit	Nominal	Tolerance	Remark
Beam Angle (FWHM)	°(degree)	120	± 5	

d) Temperature Characteristics

Item	Unit	Nominal*(t_p)	Life**(t_L)	Max***(t_c)
Temperature Case (Tc)	°C	70	105	120

Notes:

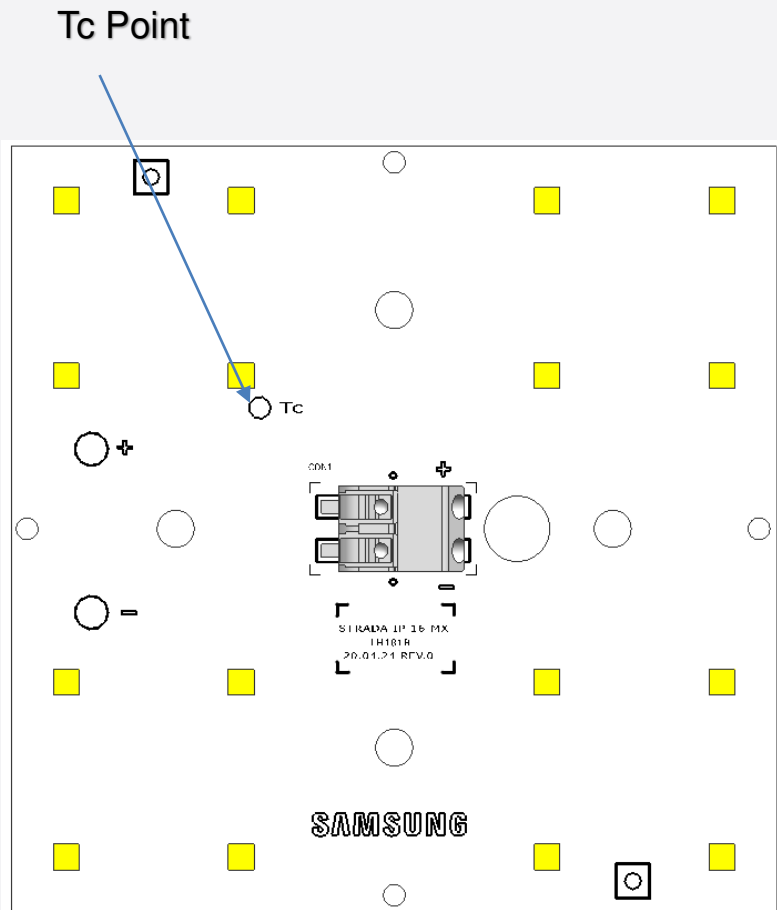
- * Temperature used to specify performance of the module (t_p).
- ** Rated maximum performance temperature at which lifetime is specified in L70B50 (t_L).
- *** Rated maximum temperature, highest permissible temperature to avoid safety risk (t_c).

All temperatures are measured at the designated "Tc point" as indicated on the module.

Please use heat-sink(or heat dissipation solution) with proper thermal capacity(operating wattage).

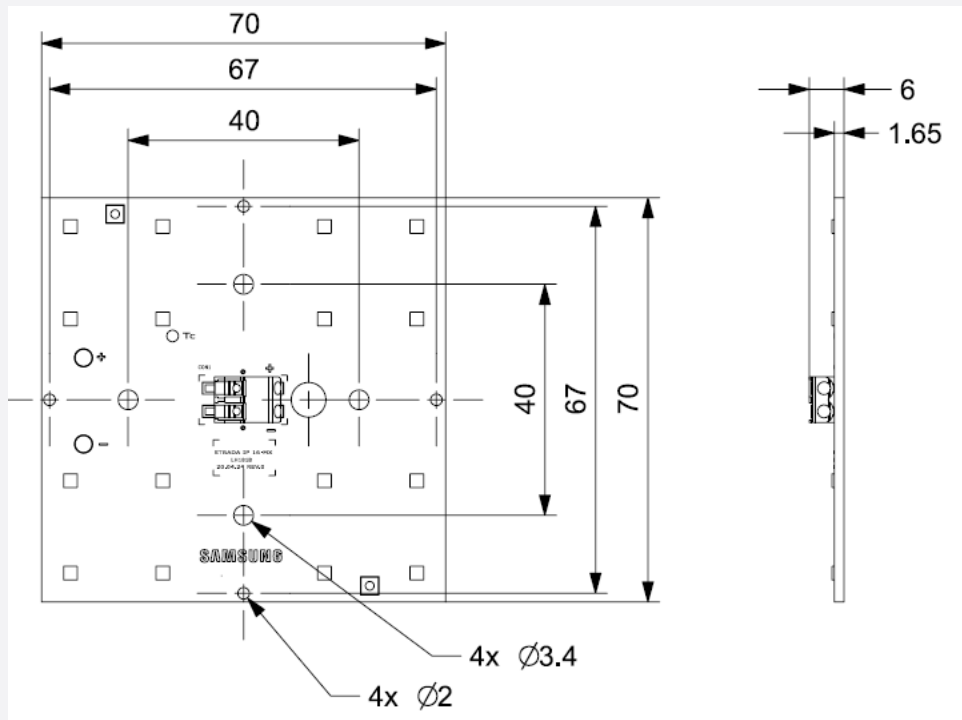
f) Thermal Measurement

Performance temperatures are measured on "Tc point" as indicated on the module.



3. Appearance and Structure

a) Appearance and Dimension



Item	Unit	Dimension	Tolerance
Module Size	mm	70 x 70	± 0.3
Module Height	mm	6.0	± 0.3
Module Weight	g	T.B.D	± 0.5

b) Structure

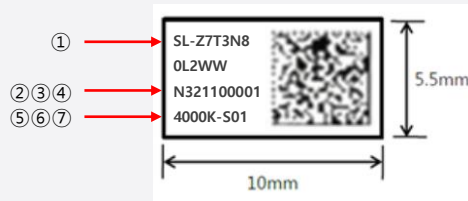
Item	Specification
LED	LH181B
Connector	WAGO 2060-452
PCB	MCPCB 1.65T, 1oz, 1Px12S

4. Certification and Declaration

Item	Compliant to	Remark
Declaration	RoHS	Hazardous Substance & Material

5. Label Structure

a) Module Label



Number	Item	Remark
①	Samsung Product Code	SL-Z7T3N80L2WW
②	SMT Date	YMDD
③	SMT Line No	1~E
④	Serial No	00001~99999
⑤	CCT	4000K
⑥	LED Maker	-S(Samsung)
⑦	Group No	-

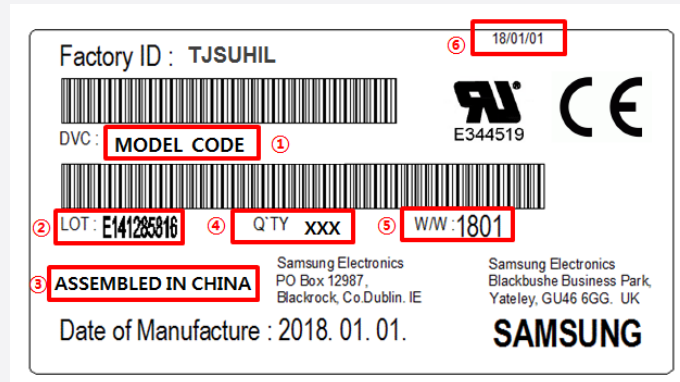
b) Tray Label

- 100mm x 50mm



Number	Item	Remark
①	Model Code	Refer to page 1
②	LOT ID	
③	Quantity	400
④	Date of production	
⑤	Date of Issue	

c) Box Labels



Number	Item	Remark
①	Model Number (Product Code)	Refer to page 1
②	Lot No.	-
③	Country of Origin	China
④	Packing Quantity	400
⑤	Production Date (year & week)	-
⑥	Production Date (year/month/date)	-

6. Packing Structure

Product	Packing	Quantity (ea)	Weight (kg)	Remark
SL-Z7T3N80L2WW	Tray	40	10.6	Weight (includes Modules, Trays and a Box)
SL-Z7R2N80L2WW	Box	400		
	Pallet	12,000	318	

7. Precautions in Handling & Use

- 1) This LED Module should not be used in any type of fluid such as water, oil, organic solvent, etc. When washing is required, IPA is recommended to use. When using other solvents it should be confirmed beforehand whether the solvents may react with the Module material. The banned Freon solvents should not be used. Do not clean using ultrasonic cleaner.
- 2) The LEDs are sensitive to the static electricity and surge. It is recommended to use a wrist band or anti-electrostatic glove when handling the LED Modules. If voltage exceeding the absolute maximum rating is applied to LEDs, it may cause damage or even destruction to LED devices. Damaged LEDs may show some unusual characteristics such as increase in leak current, lowered turn-on voltage, or abnormal lighting of LEDs at low current.
- 3) VOCs (Volatile Organic Compounds) can be generated from adhesives, flux, hardener or organic additives used in luminaires (fixtures). Transparent LED silicone encapsulant is permeable to those chemicals and they may lead a discoloration of encapsulant when they exposed to heat or light. This phenomenon can cause a significant loss of light emitted (output) from the luminaires (fixtures). In order to prevent these problems, we recommend users to know the physical properties of the materials used in luminaires, and they must be selected carefully.
- 4) Risk of sulfurization (or tarnishing)
The LED uses a silver-plated lead frame and its surface color may change to black (or dark colored) when it is exposed to sulfur (S), chlorine (Cl) or other halogen compound. Sulfurization of lead frame may cause intensity degradation, change of chromaticity coordinates and, in extreme cases, open circuit. It requires caution. Due to possible sulfurization of lead frame, the LED Modules should not be used and stored together with oxidizing substances made of materials such as rubber, plain paper, lead solder cream, etc.
- 5) The resin area is very sensitive, please do not handle, press, touch or rub it.
- 6) Do not drop the Module or give shocks.
- 7) Do not store the Module in a dusty place or humid location.
- 8) Do not disassemble the Module.
- 9) Do not directly look into the lighted LED with naked eyes for a long period of time.
- 10) Please consider the creepage and clearance distance at the end product.

Appendix I. Forward Current Characteristics

Item	Unit	Forward Current	CCT	typ. Rating
Luminous Flux	lm	700mA	4000K	2,695
			5000K	2,695
		2,100mA	4000K	7,150
			5000K	7,150
Operating Voltage	V	700mA	4000K	22.5
			5000K	
		2,100mA	4000K	24.7
			5000K	
Luminous Efficacy	lm/W	700mA	4000K	171.3
			5000K	171.3
		2,100mA	4000K	137.7
			5000K	137.7

Legal and additional information.

[About Samsung Electronics Co., Ltd.](#)

Samsung inspires the world and shapes the future with transformative ideas and technologies. The company is redefining the worlds of TVs, smartphones, wearable devices, tablets, digital appliances, network systems, and semiconductor and LED solutions. For the latest news, please visit the Samsung Newsroom at news.samsung.com

Copyright © 2018 Samsung Electronics Co., Ltd. All rights reserved.

Samsung Electronics reserves the right to modify, at its sole discretion, the design, packaging, specifications, and features shown herein without notice at any time.

Samsung Electronics Co., Ltd.

1, Samsung-ro, Giheung-gu,
Yongin-si, Gyeonggi-do, 17113
KOREA

www.samsung.com/led/