

6

5

4

3

2

1

APPROVED: _____

DATE: _____ TITLE: _____

Rev	AWO #	Description	Date	Appr
-		RELEASED	5/28/21	

Technical drawing showing three views of a 10 Gigabit Small Form Factor Cage. The top view shows a rectangular component with a length of 79.93 REF and a width of 26.30 ± 0.50. The front view shows a component with a length of 56.30 ± 0.50 and a height of 2.300 MAX. The side view shows a component with a height of 12.80 ± 0.50. Labels include: FRONT EMI GASKET, FRONT FLANGE, ELASTOMERIC GASKET, and various dimensions such as 21.70 MIN, 13.30 ± 0.13, 2.0 REF, 1.10, 10.40, 2.20 TYP, 1.26 TYP, 4.70 ± 0.50, and 2.00 MAX.

SPECIFICATIONS:

Material:

Cage: Copper Alloy, Tin over Nickel underplate overall

Electrometric Gasket: Conductive Rubber

Cage Rear EMI Gasket: Conductive Foam

Front Flange: Zinc Alloy, Tin over Nickel and Copper flash

Front EMI Gasket: Copper Alloy, Matte Tin over Nickel underplate overall

Heat Sink Clip: Copper Alloy, Tin over Nickel underplate overall

Heat Sink: Aluminum, Nickel plated

Temperature Rating:

Operating temperature: -40°C to +85°C

Environmental:

Lead free, RoHS compliant

UNLESS OTHERWISE SPECIFIED ALL DIMENSIONS ARE MILLIMETERS. TOLERANCES: EXCEPT AS NOTED

mm	Angles
.X ± .25	± 2°
.XX ± .13	
.XXX ± .10	

DRAWN	WX	5/28/21
-------	----	---------

CHECKED	RC	5/28/21
---------	----	---------

APPROVED		
----------	--	--

THIS DRAWING CONTAINS INFORMATION THAT IS PROPRIETARY AND SHOULD NOT BE USED WITHOUT PRIOR WRITTEN PERMISSION FROM ADAM TECH

909 Rahway Avenue,
Union, NJ 07083
Phone: 908-687-5000
Fax: 908-687-5710

TITLE	
10 GIGABIT SMALL FORM FACTOR CAGE, 1PORT DIP TYPE, EMI CLIP W/ GASKET, W/ HEAT SINK	

SIZE	PART NO.	REV.
X	XFC-1-CS3-EMI-HSK	-

REF: S00005C	SCALE: NTS	SHEET 1 OF 2
--------------	------------	--------------

6

5

4

3

2

1

6

5

4

3

2

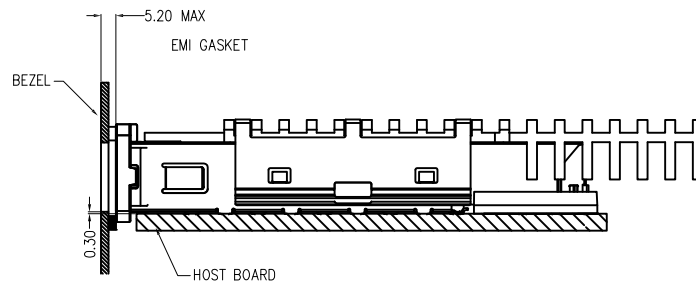
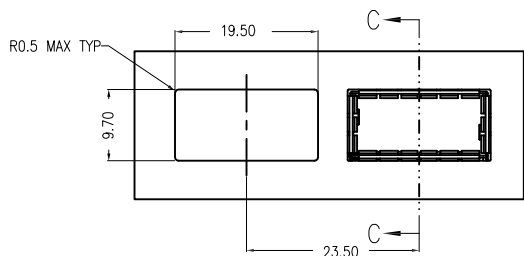
1

APPROVED: _____

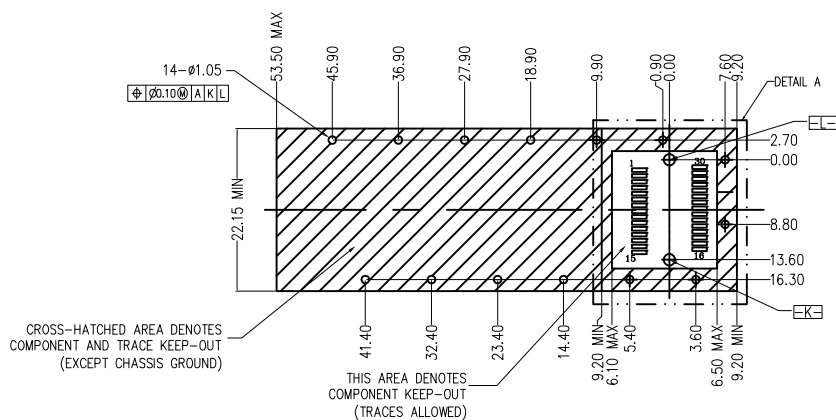
DATE: _____ TITLE: _____

Rev	AWO #	Description	Date	Appr
-----	-------	-------------	------	------

SEE SHT 1 OF 2 FOR REVISION

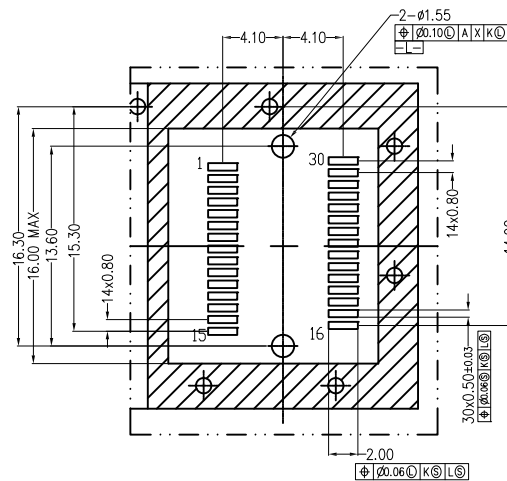


SECTION C-C



CROSS-HATCHED AREA DENOTES COMPONENT AND TRACE KEEP-OUT (EXCEPT CHASSIS GROUND)

THIS AREA DENOTES COMPONENT KEEP-OUT (TRACES ALLOWED)



DETAIL A

UNLESS OTHERWISE SPECIFIED ALL DIMENSIONS ARE MILLIMETERS. TOLERANCES: EXCEPT AS NOTED

mm	±.25	Angles	±2°
.X	±.13		
.XX	±.10		
.XXX			

ADAM TECH

909 Rahway Avenue, Union, NJ 07083
Phone: 908-687-5000
Fax: 908-687-5710

DRAWN	WX	5/28/21
CHECKED	RC	5/28/21
APPROVED		

TITLE	REV.
10 GIGABIT SMALL FORM FACTOR CAGE, 1PORT DIP TYPE, EMI CLIP W/ GASKET, W/ HEAT SINK	-

THIS DRAWING CONTAINS INFORMATION THAT IS PROPRIETARY AND SHOULD NOT BE USED WITHOUT PRIOR WRITTEN PERMISSION FROM ADAM TECH

SIZE	PART NO.	REV.
X	XFC-1-CS3-EMI-HSK	-
REF: S00005C	SCALE: NTS	SHEET 2 OF 2

6

5

4

3

2

1