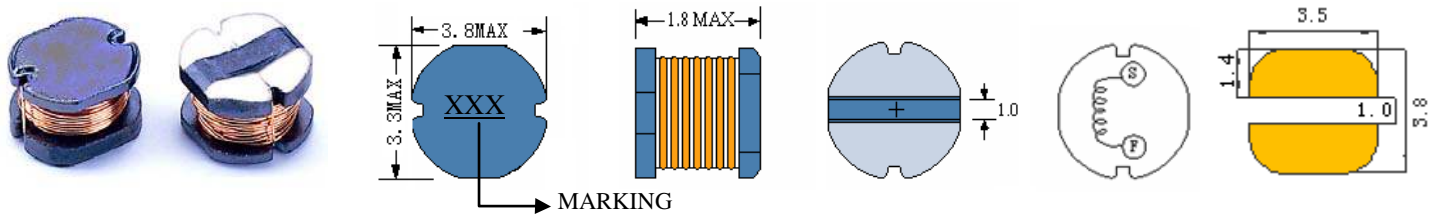


# SC31

## SMD POWER INDUCTORS



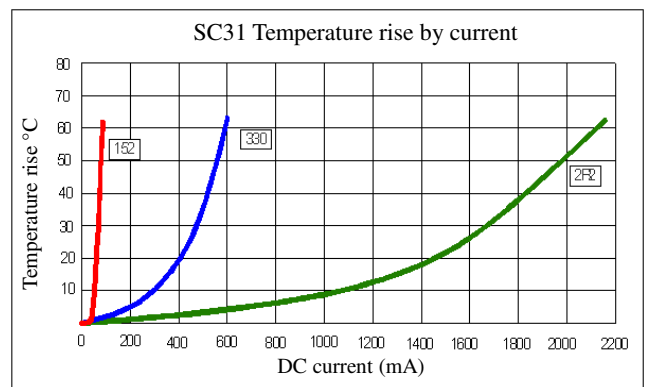
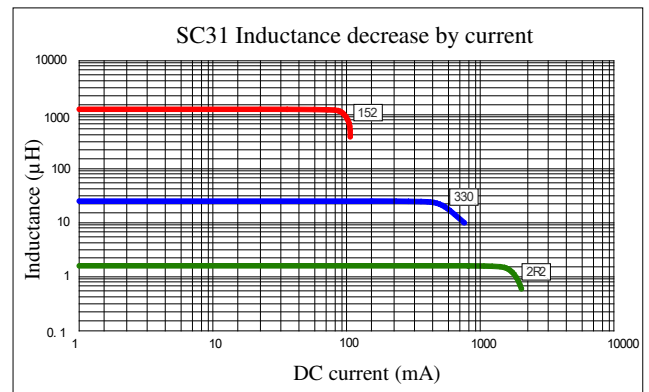
- Features

1. Open frame construction.



## ELECTRICAL CHARACTERISTICS

Part Number	Inductance (uH) (1)	Test Frequency	DC Resistance (Ω MAX) (2)	Saturation Current (A) (3)	Temperature Current (A) (4)
SC31-2R2	2.2	1MHZ	0.10	0.79	1.60
SC31-4R7	4.7	1MHZ	0.19	0.65	1.05
SC31-100	10	1MHZ	0.35	0.45	0.80
SC31-150	15	1MHZ	0.65	0.30	0.64
SC31-220	22	1MHZ	0.76	0.25	0.52
SC31-330	33	1MHZ	1.20	0.20	0.46
SC31-470	47	1MHZ	1.70	0.17	0.35
SC31-680	68	1MHZ	2.50	0.13	0.29
SC31-101	100	1KHZ	3.40	0.10	0.25
SC31-122	1200	1KHZ	45.6	0.05	0.08
SC31-152	1500	1KHZ	66.0	0.03	0.066



- (1). Inductance tolerance  $\pm 20\%$  tested at 0.25V, 0ADC and 25°C.
- (2). DCR measured at 25°C.
- (3). The DC current at which the inductance decreases by 10% from its initial value.
- (4). The DC current that results in a 40°C temperature rise from 25°C ambient.

[Click here for QUANTITY PER REEL & PACKING INFORMATION](#)

**Custom versions available upon request.**

© 2019 Signal Transformer –Specification subject to change without notice. 12.19