

This document is the property of Amphenol Corporation and is delivered on the express condition that it is not to be disclosed, reproduced or used, in whole or in part, for manufacture or sale by anyone other than Amphenol Corporation without its prior consent, & that no right is granted to disclose or to use any information in this document.

Customer Drawing

| REVISIONS | | | | |
|-----------|------|-----------------------|----------|----------|
| SYM | ECN | DESCRIPTION | DATE | APPROVED |
| 1 | HK-- | First Release Drawing | 04/11/19 | IP |

D-SUB TECHNICAL DATA

SHELL : Steel, 100u" min Tin over 50u" min Nickel over 50u" min Copper

BODY : PBT UL 94V-0 Color: Black

CONTACTS : Brass
Gold plated over 50u" min Nickel on mating area.
100u" min Tin over 50u" min Nickel on solder area.

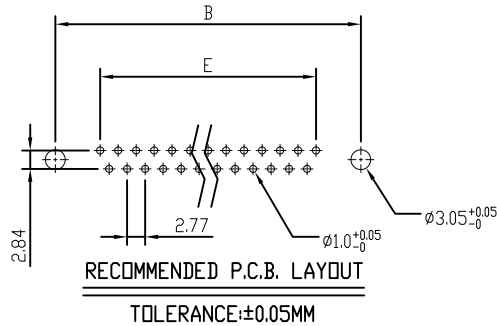
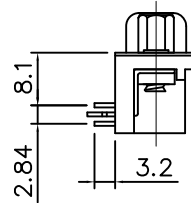
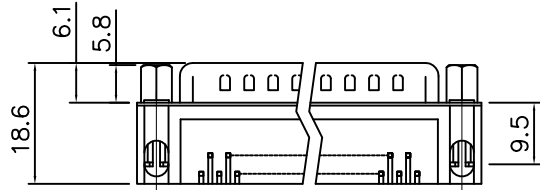
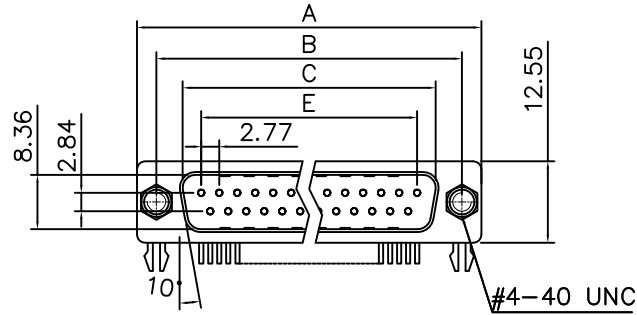
BOARDLOCK: Brass, Tin plated.

RIVET: Brass, Nickel plated.

SCREWLOCK: Brass, Nickel plated.

ELECTRICAL: Voltage rating 250 V Rms Max.
Current rating 3A.
Withstanding Voltage >1000 V Rms
Insulation resistance >1000 M Ohms
Contact resistance 25 mOhms max.

MARKING : Amphenol...(Series No.)
Commercial reference
Manufacturing date



PRODUCT CODE

L 717 SD X XX P A4 CH 4F 2

| | |
|-------------------------------------|---|
| RoHS Compliant | 2= 2 fingers boardlocks |
| 717: Tinned shell + dimple for plug | Mounting option: 4F= Front screwlock 4-40 |
| SD: Standard density | PCB locking type: Grounding tab + boardlock |
| Shell size: E, A, B, C | Foot print: A4(MIL) |
| Configuration: 09, 15, 25, 37 | Contact type: P= Pin |

Dimensions

| Shell size | Positions | A | B | C | E |
|------------|-----------|-------|-------|-------|-------|
| E | 9 | 30.81 | 24.99 | 16.92 | 11.08 |
| A | 15 | 39.20 | 33.30 | 25.25 | 19.39 |
| B | 25 | 53.05 | 47.04 | 38.96 | 33.24 |
| C | 37 | 69.40 | 63.50 | 55.42 | 49.86 |

| UNLESS OTHERWISE SPECIFIED TOLERANCES | | APPROVAL | DATE |
|---------------------------------------|--------|---------------------|------------|
| U.S. | METRIC | DRAWN | Simon.Chen |
| .X +/- | 0.50 | CHECKED | Tony.Tang |
| .XX +/- | 0.30 | CHECKED | |
| .XXX +/- | 0.20 | | |
| FRACTIONS +/- | 5' | | |
| ANGLES +/- | | | |
| FOR MATERIALS AND FINISHES SEE NOTES | | DRAWING FILE : | |
| REMOVE SHARP EDGES | | ANGLE OF PROJECTION | |
| DIMENSIONS | | | |
| U.S. | INCHES | | |
| METRIC | MM | | |

| | | |
|--------------------------------------|-------------------|--------------|
| Amphenol | | |
| TITLE D-SUB connector, R/A Series | | |
| SIZE | DRAWING NO. | REV. |
| A4 | L717SDXXXPA4CH4F2 | 1 |
| SCALE | NONE | SHEET 1 OF 1 |