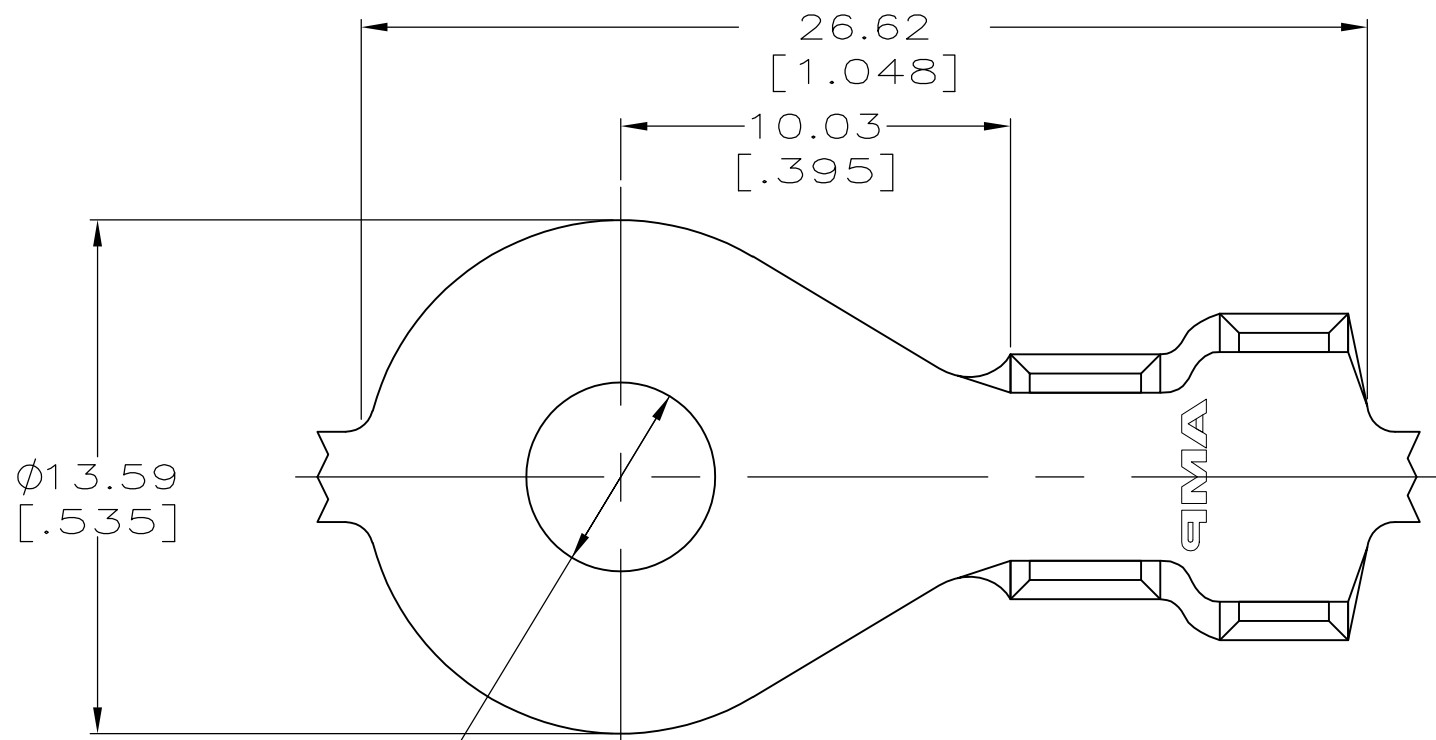


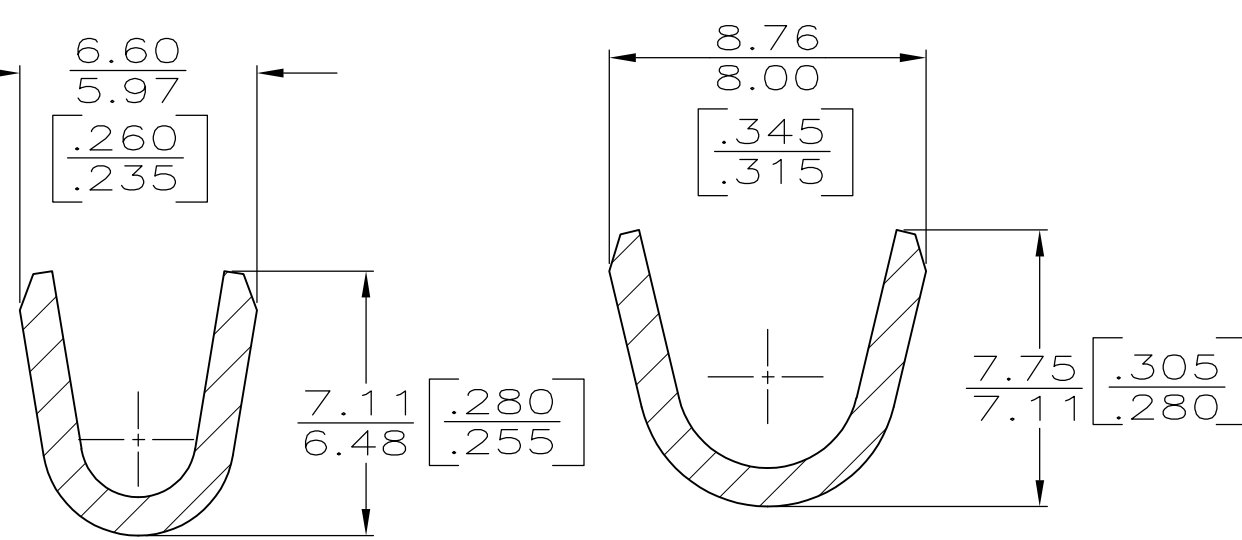
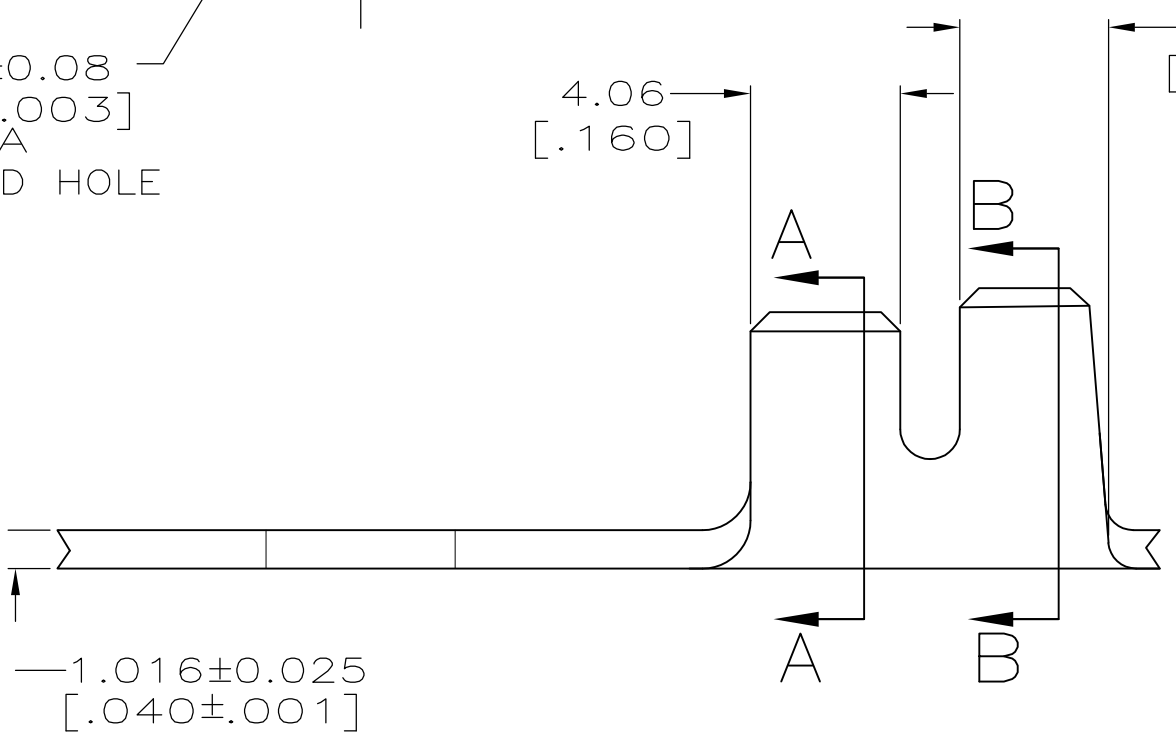
THIS DRAWING IS UNPUBLISHED. RELEASED FOR PUBLICATION
 © COPYRIGHT BY TYCO ELECTRONICS CORPORATION. ALL INTERNATIONAL RIGHTS RESERVED.

LOC	DIST	REVISIONS			
P	LTR	DESCRIPTION	DATE	DWN	APVD
AF	50	J	REVISED PER ECR-10-006099	07JUL10	HMR PD

1. CONTINUOUS STRIP ON REEL.



5.00±0.08
 [.197±.003]
 DIA
 #10 STUD HOLE



SECTION A-A

SECTION B-B

3.81-5.33 [.150-.210] DIA	12-10 AWG	60399-1
INSULATION RANGE	WIRE RANGE	PART NUMBER

THIS DRAWING IS A CONTROLLED DOCUMENT.		DWN 28SEP98 PHILLIP M FORTNEY	Tyco Electronics Corporation Harrisburg, PA 17105-3608	
DIMENSIONS: mm [INCHES]		CHK 28SEP98 MICHAEL S FEHER	NAME	
TOLERANCES UNLESS OTHERWISE SPECIFIED:		APVD 28SEP98 JEREMY DUNCAN	PRODUCT SPEC	
0 PLC ± -		APPLICATION SPEC		
1 PLC ± -		114-2084		
2 PLC ± 0.25 [.010]		WEIGHT -		
3 PLC ± -		SIZE A3 CAGE CODE 00779 DRAWING NO C-60399		
4 PLC ± -		RESTRICTED TO -		
ANGLES ± -		CUSTOMER DRAWING		
MATERIAL H00 COPPER		FINISH TIN		
		SCALE 5:1 SHEET 1 OF 1 REV J		