

Data sheet | Item number: 831-302

Snap-in frame; for male connectors; 1 part; Pin spacing 7.62 mm; 2-pole;
light gray



www.wago.com/831-302



Subject to changes. Please also observe the further product documentation!

WAGO GmbH & Co. KG
Hansastr. 27
32423 Minden
Phone: +49571 887-0 | Fax: +49571 887-169
Email: info.de@wago.com | Web: www.wago.com

Do you have any questions about our products?
We are always happy to take your call at +49 (571) 887-44222.



Item description

- Snap-in frames for through-panel MCS MAXI connectors
- Fast and easy installation – without tools
- Compatible with MCS MAXI male and female connectors
- For panel thickness ranging from 0.5 to 2.5 mm
- Optional screw mounting

Subject to changes. Please also observe the further product documentation!

WAGO GmbH & Co. KG
Hansastr. 27
32423 Minden
Phone: +49571 887-0 | Fax: +49571 887-169
Email: info.de@wago.com | Web: www.wago.com

Do you have any questions about our products?
We are always happy to take your call at +49 (571) 887-44222.



Data

Connection data

Connection 1

Pole number	2
-------------	---

Physical data

Width	45.84 mm / 1.805 inches
-------	-------------------------

Height	28.1 mm / 1.106 inches
--------	------------------------

Depth	23.3 mm / 0.917 inches
-------	------------------------

Mechanical Data

Housing sheet thickness	0.5 ... 2.5 mm / 0.02 ... 0.098 inches
-------------------------	--

Mounting type	Snap-in flange
---------------	----------------

Mounting type	Feed-through mounting
---------------	-----------------------

Plug-in connection

Mismating protection	Yes
----------------------	-----

Material Data

Note (material data)	Information on material specifications can be found here
----------------------	--

Color	light gray
-------	------------

Material group	I
----------------	---

Insulation material	Polyamide (PA66)
---------------------	------------------

Flammability class per UL94	V0
-----------------------------	----

Weight	5.8 g
--------	-------

Commercial data

eCl@ss 10.0	27-14-11-92
-------------	-------------

eCl@ss 9.0	27-14-11-92
------------	-------------

ETIM 8.0	EC002848
----------	----------

ETIM 7.0	EC002848
----------	----------

PU (SPU)	48 pcs
----------	--------

Packaging type	box
----------------	-----

Subject to changes. Please also observe the further product documentation!

WAGO GmbH & Co. KG

Hansastr. 27

32423 Minden

Phone: +49571 887-0 | Fax: +49571 887-169

Email: info.de@wago.com | Web: www.wago.com

Do you have any questions about our products?

We are always happy to take your call at +49 (571) 887-44222.



Country of origin	DE
GTIN	4055143564700
Customs tariff number	39269097900

Environmental Product Compliance

RoHS Compliance Status	Compliant, No Exemption
------------------------	-------------------------

Downloads

Documentation

Additional Information

	2019 年4月3日	pdf 2.0 MB	Download
--	------------	---------------	----------

CAD/CAE-Data

CAD data

2D/3D Models 831-302	URL	Download
----------------------	-----	----------

CAE data

ZUKEN Portal 831-302	URL	Download
----------------------	-----	----------

Environmental Product Compliance

Compliance Search

Environmental Product Compliance 831-302	URL	Download
Snap-in frame; for male connectors; 1 part; Pin spacing 7.62 mm; 2-pole; light gray		


Installation Notes

Installation

Subject to changes. Please also observe the further product documentation!

WAGO GmbH & Co. KG
Hansastr. 27
32423 Minden
Phone: +49571 887-0 | Fax: +49571 887-169
Email: info.de@wago.com | Web: www.wago.com


Do you have any questions about our products?
We are always happy to take your call at +49 (571) 887-44222.




Insert the snap-in frame into the cutout.



Insert the male connector into the snap-in frame.



Inserting a female connector equipped with lateral locking levers.



Inserting a female connector without lateral locking levers – lockout pins are inserted on both sides of the snap-in frame.

Product family

MCS MAXI 6

[Show all products from the family](#)

Subject to changes. Please also observe the further product documentation!