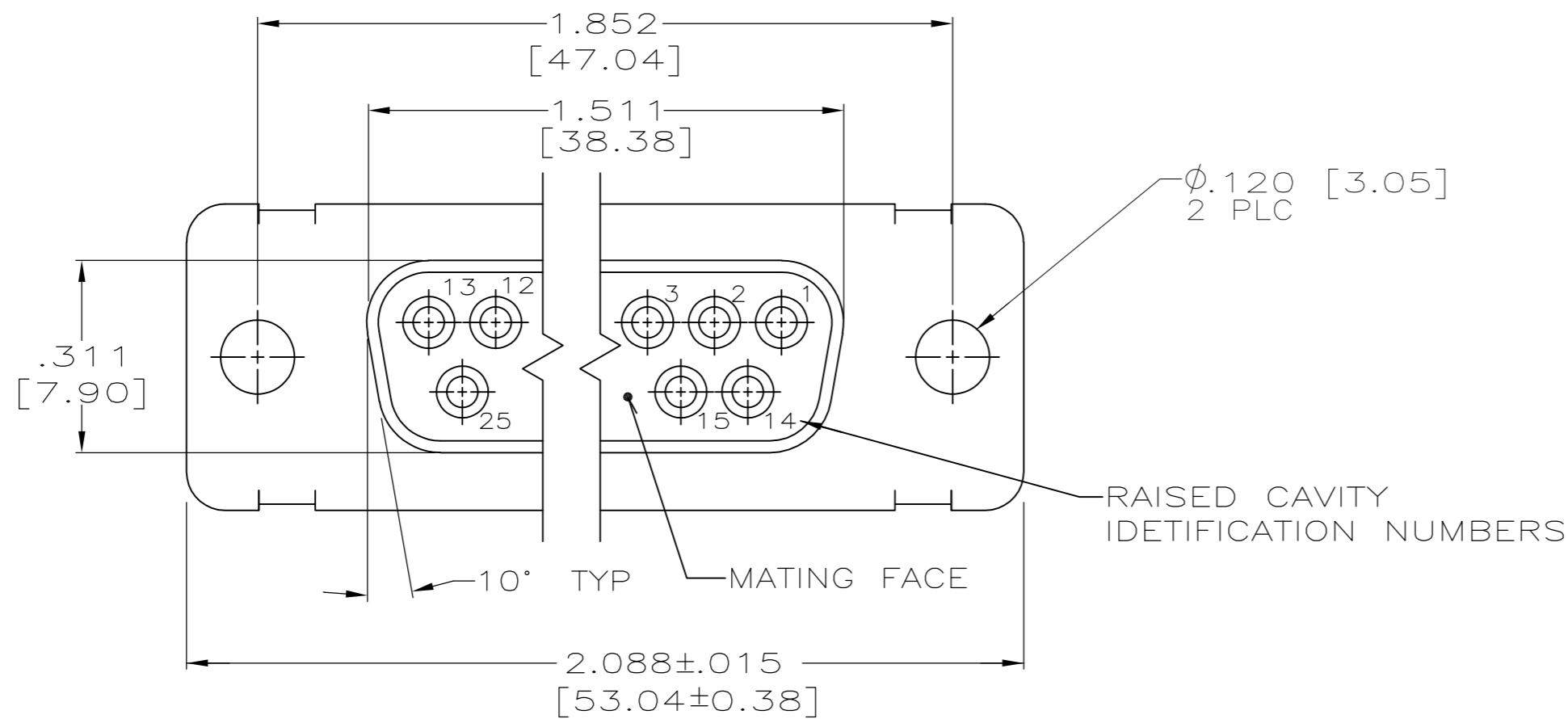
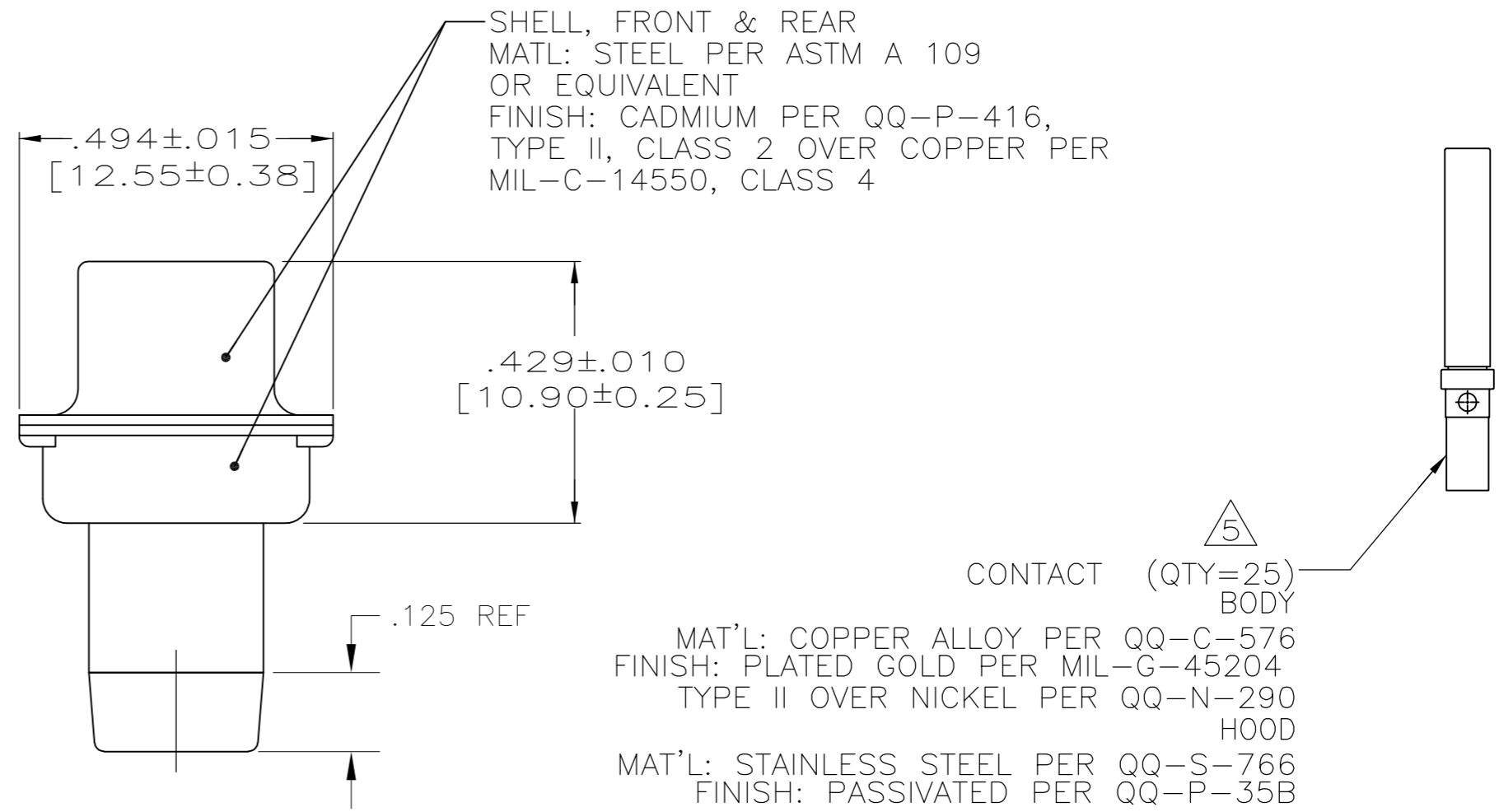
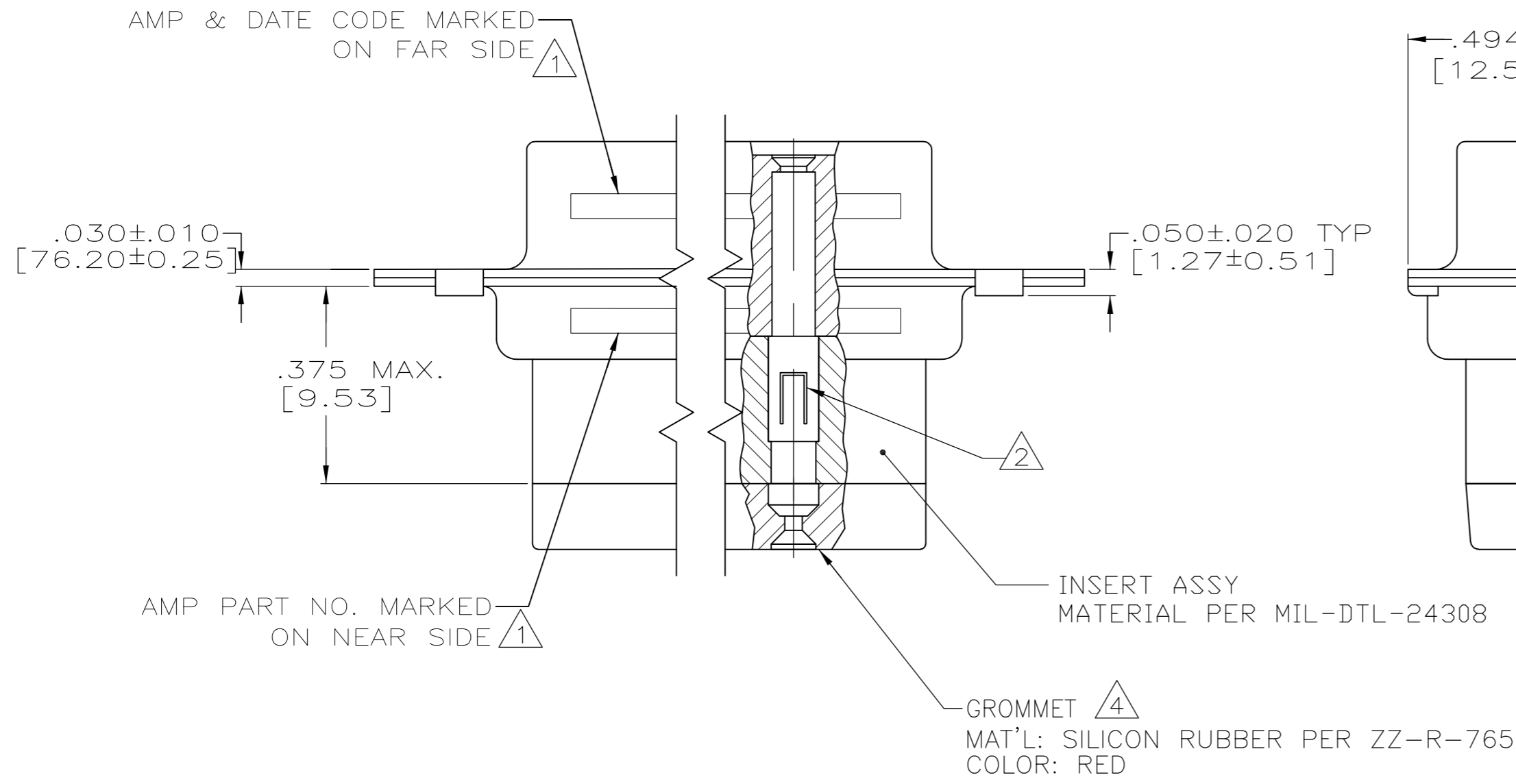


THIS DRAWING IS UNPUBLISHED. RELEASED FOR PUBLICATION
 © COPYRIGHT - By - ALL RIGHTS RESERVED.

| LOC | | DIST | | REVISIONS | | | |
|-----|-----|-----------------------|---------|-----------|------|--|--|
| P | LTR | DESCRIPTION | DATE | DWN | APVD | | |
| B | | REV PER ECO 15-005916 | 5-29-15 | CT | DM | | |



- 1. MARKED WITH .047 [1.19] HIGH CHARACTERS. FAR SIDE REFERS TO WIDE SIDE OF KEYSTONE, NEAR SIDE REFERS TO NARROW SIDE OF KEYSTONE.
- 2. STAINLESS STEEL RETENTION CLIPS ARE INCLUDED IN INSERTS.
- 3. THIS RECEPTACLE WILL MATE WITH ANY PLUG CONNECTOR WITH THE SAME INSERT ARRANGEMENT.
- 4. MAXIMUM WIRE INSULATION USED WITH THIS CONNECTOR IS .054 [1.37] DIAMETER WITH GROMMET.
- 5. CONTACTS ARE PACKAGED SEPARATELY AND SHIPPED WITH CONNECTOR.



1218533-1
PART NO.

| | | | | | | | | | | | | | | | | | | | | | | | | | | |
|---|---|------------------|--------------|---------|--------|--|--------|-------|-------|-----|---|-------|---|-------------|-------|---|---|--------|--|---|--------------|------|--|--|-----------|------------|
| THIS DRAWING IS A CONTROLLED DOCUMENT. | | DWN | C.C.THOMAS | 9/21/99 | | TE Connectivity | | | | | | | | | | | | | | | | | | | | |
| DIMENSIONS: INCHES | | CHK | CHAD BAKER | 9/21/99 | | NAME | | | | | | | | | | | | | | | | | | | | |
| TOLERANCES UNLESS OTHERWISE SPECIFIED: | | APVD | CHAD BAKER | 9/21/99 | | RECEPTACLE ASSY,HDM-20, SIZE 3,AMPLIMITE | | | | | | | | | | | | | | | | | | | | |
| <table border="1"> <tr><td>0 PLC</td><td>±</td><td>-</td></tr> <tr><td>1 PLC</td><td>±</td><td>-</td></tr> <tr><td>2 PLC</td><td>±</td><td>-</td></tr> <tr><td>3 PLC</td><td>±</td><td>.005 [0.13]</td></tr> <tr><td>4 PLC</td><td>±</td><td>-</td></tr> <tr><td>ANGLES</td><td></td><td>±</td></tr> </table> | | 0 PLC | ± | - | | 1 PLC | ± | - | 2 PLC | ± | - | 3 PLC | ± | .005 [0.13] | 4 PLC | ± | - | ANGLES | | ± | PRODUCT SPEC | SIZE | | | CAGE CODE | DRAWING NO |
| 0 PLC | ± | - | | | | | | | | | | | | | | | | | | | | | | | | |
| 1 PLC | ± | - | | | | | | | | | | | | | | | | | | | | | | | | |
| 2 PLC | ± | - | | | | | | | | | | | | | | | | | | | | | | | | |
| 3 PLC | ± | .005 [0.13] | | | | | | | | | | | | | | | | | | | | | | | | |
| 4 PLC | ± | - | | | | | | | | | | | | | | | | | | | | | | | | |
| ANGLES | | ± | | | | | | | | | | | | | | | | | | | | | | | | |
| MATERIAL SEE CALLOUTS | | FINISH | SEE CALLOUTS | | WEIGHT | A2 00779 C=1218533 | | SCALE | SHEET | REV | | | | | | | | | | | | | | | | |
| | | CUSTOMER DRAWING | | SCALE | 4:1 | SHEET | 1 of 1 | REV | B | | | | | | | | | | | | | | | | | |