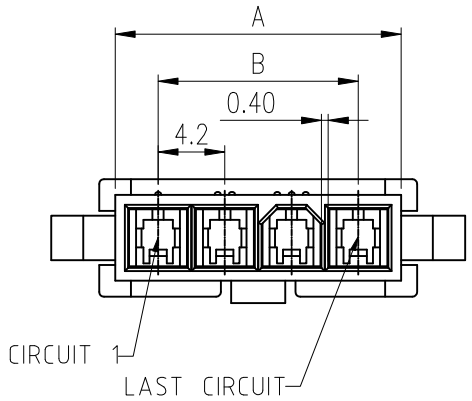

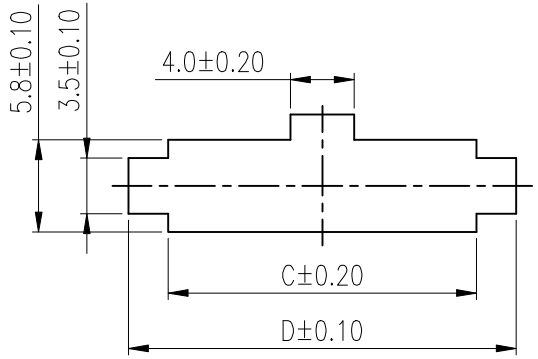

PANEL HOLE DIMENSIONS
(THICKNESS 1.20±0.10)

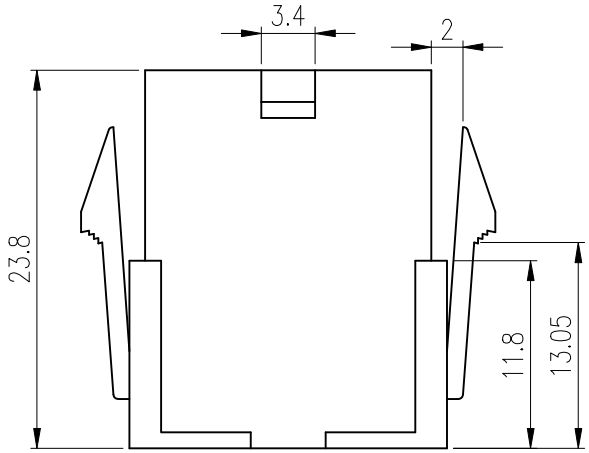

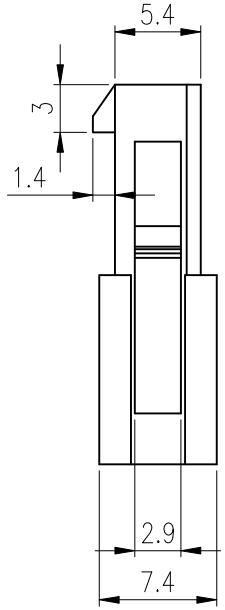

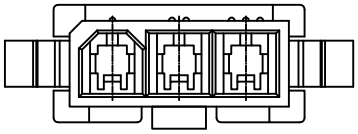

03 POS

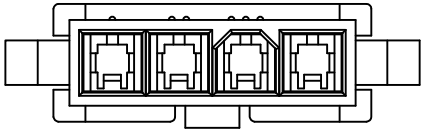

04 POS

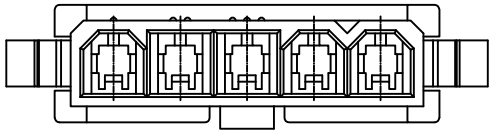

05 POS

NOTES:
1. HSG
   MATERIAL: SEE PART NUMBER SCHEME, UL94V-0, HALOGEN FREE
   COLOR: OPTIONAL
2. PRODUCT SPECIFICATION: GS-12-1181, GS-12-1333(HIGH CURRENT)
3. BULK PACKING AS PER SPECIFICATION: GS-14-2362
4. APPLICATION SPECIFICATION: GS-20-0401
5. REFER GS-20-0401 APPLICATION SPEC FOR MATING CONNECTOR.
6. LEAD FREE PRODUCTS MEET EUROPEAN UNION DIRECTIVES AND OTHER COUNTRY REGULATIONS AS DESCRIBED IN GS-47-0004
7. DIMENSION TABLE:

POS.	A	B	C	D
03	13.8	8.4	14.4	19.4
04	18.0	12.6	18.6	23.6
05	22.2	16.8	22.8	27.8

PART NUMBER SCHEME:
10136645- XX X X LF

NO. OF POSITIONS
03: 3 POS.
05: 5 POS.

HSG MATERIAL
GLOW WIRE COMPATIBLE
1. PA66, COMPATIBLE
2. PA66, NON COMPATIBLE

HSG COLOR
1. NATURAL
2. BLACK (NOT AVAILABLE FOR HSG MATERIAL OPTION 1)

LEAD FREE

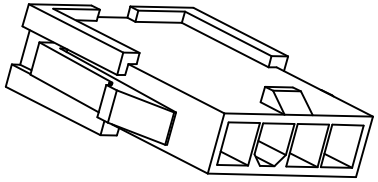

mat'l. code				surface ISO 1302		tolerance ISO 406 ISO 1101	projection	product family MINITEK PWR4.2
ltr	ecn no	dr	date	tolerances unless otherwise specified				title
A		TAI	2015-09-25	angles	linear	.0±.30	mm	SINGLE ROW PLUG HOUSING MINITEK PWR 4.2
B	ELX-I-43510	SONY	2023-02-09			.00±.20		
				0°±2°		.000±.10	scale NTS	
				dr	KENNY TAI	2015-08-21	Amphenol FCi	dwg no 10136645 sheet 1 of 1 size A3
				engr	SONY	2023-02-09		
				chr	SONY	2023-02-09		
				appd	MITHUN	2023-02-09		type Product Customer Drawing
sheet index	revision	B						
	sheet	1						

© 2016 AFCI