

NEW



microSD™ Memory Card Connector

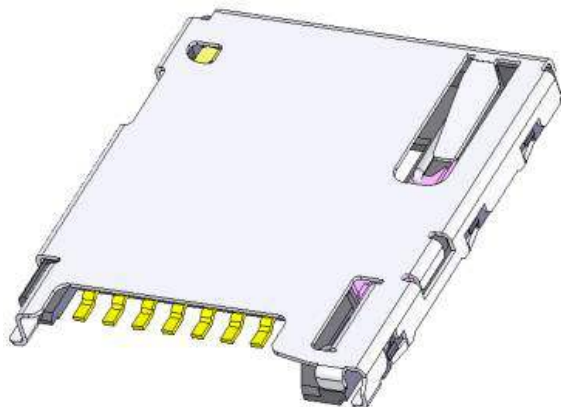
CONNECTOR

MB-0177-1

December 2008

ST9 Series

RoHS Compliant



< Outline >

The ST9 Series are one-piece type external connectors for micro SD™ card. High density SMT mounting type low profile connector compatible with microSD™ cards, standardized by SDA™ (SD Card Association) as a compact card for various portable devices.

* microSD™ is a trademark of SD Card Association.

Features

- Push-push structure normal mounting type connector for microSD™ memory cards, standardized by SDA™.
- Balanced EMI countermeasure by the 4 hold-down points
- Slim design with 1.45mm height, 13.7mm width and 15.2mm depth (depth including card: 17.1mm)
- Supply for automatic mounting in embossed tape (Compatible to second reflow)
- With card insertion detection structure (D-SW), Normally open
- With card lock structure
- 1mm push stroke and 3.3mm card eject length
- Countermeasure to prevent the card from popping out.

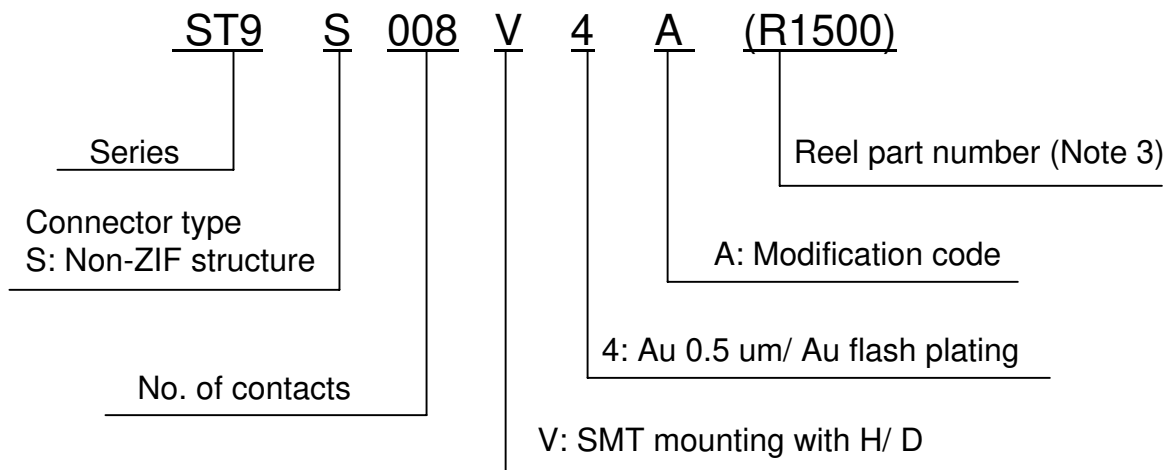
General Specifications

- | | |
|--|---|
| ■ No. of Contacts :8 pos.+2pos. (D-SW) | ■ Rated Current: 0.5A/ per pin |
| ■ Contact Resistance: 100m ohm max. | ■ Rated Voltage: 10V/ per pin |
| ■ Dielectric Withstanding Voltage :
AC500Vr.m.s. per minute | ■ Insulation Resistance: 1000M ohm min. |
| ■ Operating Temperature:
-25 Deg. C to +85 Deg. C | ■ Lifetime: 10,000 times |
| ■ Storage Temperature:
-10 Deg. C to +60 Deg. C | ■ Temperature Rise: 30 Deg. C rise max. |

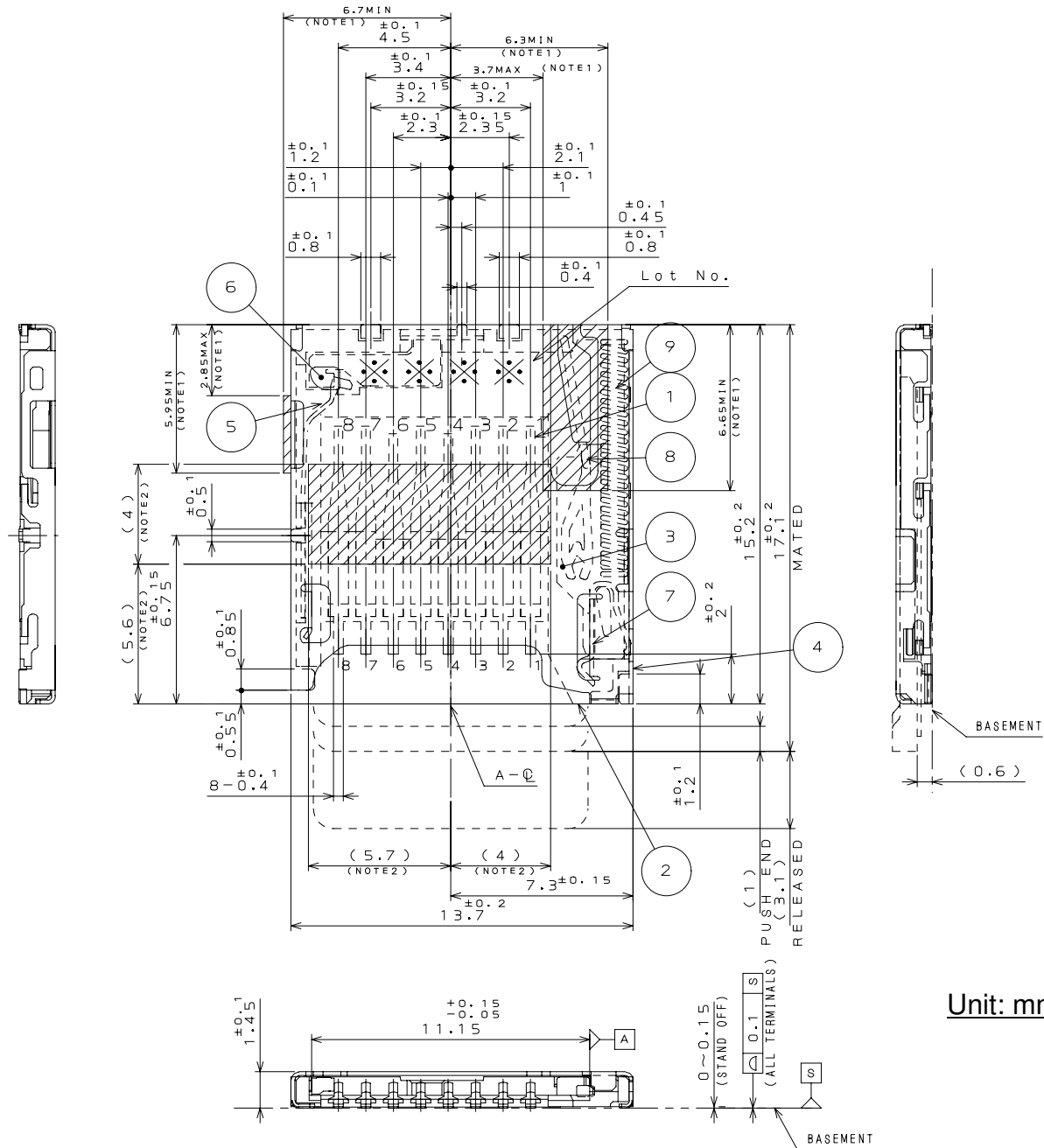
Materials and Finishes

Components	Materials /Finishes
Signal contact	Copper Alloy/ Contact: 0.5um min. Au plating over Ni Terminal: Au flash plating over Ni
Housing	Synthetic resin/ No (UL94V-0)
Cover frame	Stainless steel/ Terminal area: Au flash plating over Ni
Eject bar	Synthetic resin/ No (UL94V-0)
Spring	Stainless steel/ No
D-SW contact	Compliant to finish of signal contact
Lock	Stainless steel/ No
Cam follower	Stainless steel/ No

Ordering Information



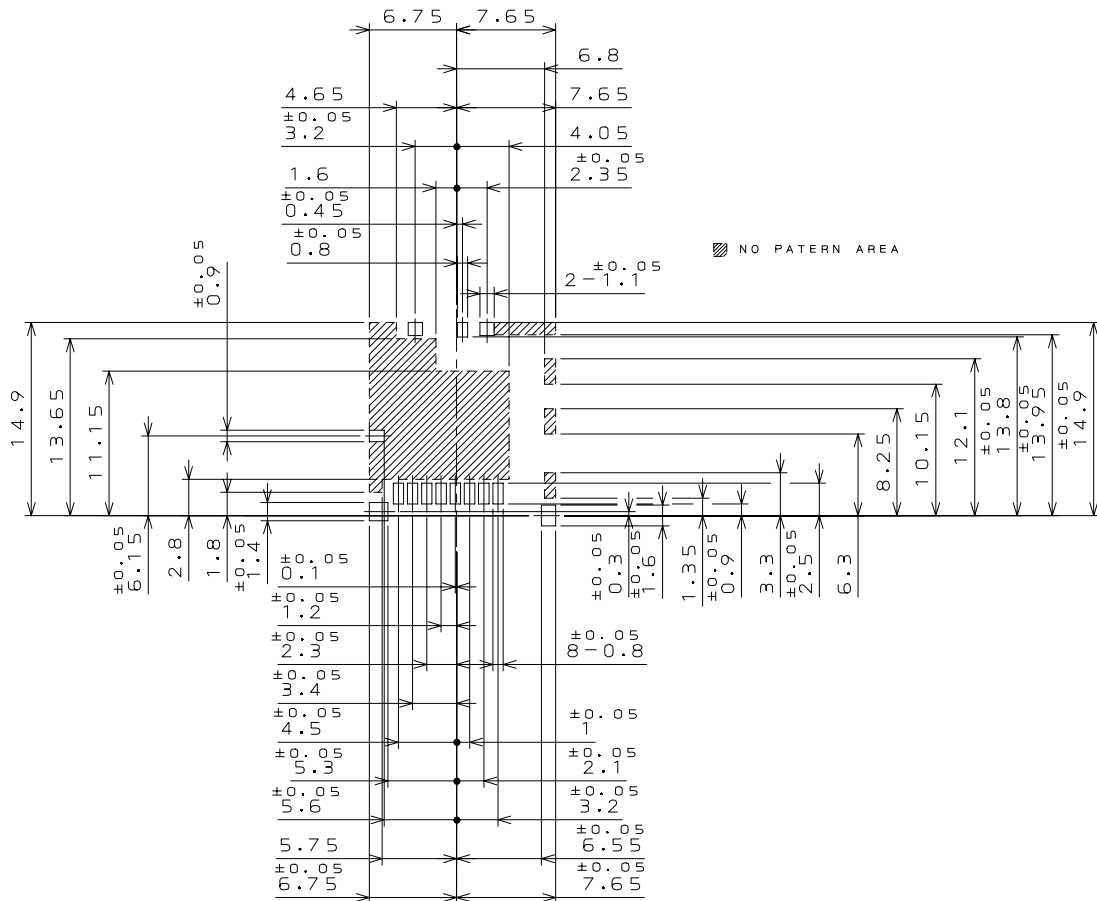
Part Number	SJ Drawing
ST9S008V4A	SJ108062



Unit: mm

TABLE 1. CIRCUIT (REF.)

	WITHOUT CARD	CARD INSERTED
DETECTION SWITCH		



Unit: mm

APPLICABLE P.C.B. DIMENSION (REF.)
適合基板寸法(参考)

Applicable board dimensions (for reference)

Note 1. This area should not touch the case in order to be free of load.

Note 2. Vacuum area

Note 3. An embossed tape reel contains 1,500 pcs.

Please contact us for details on embossed tape specifications.

Japan Aviation Electronics Industry, Limited

Product Marketing Division
Aobadai Building, 3-1-19, Aobadai, Meguro-ku, Tokyo 153-8539
Phone: +81-3-3780-2763 FAX: +81-3-3780-2946

Notice: Products shown in this leaflet are made for the applications listed below. However, if the above-mentioned products are to be used in aerospace devices, marine cable-connection devices, atomic power control systems, medical equipment for life-support systems, or any other specific application requiring extremely high reliability, please contact JAE for further information.
Recommended applications: computers, office machines, measuring devices, telecommunication devices (terminals, mobile devices), AV devices, household applications, FA devices, etc.