



## Gar VFD69383x2NNN

### 2-Port Vehicular MIMO Antenna 698-960/1690-3800 MHz

The Gar VFD69383x2NNN multiport/multiband antenna provides an excellent solution for Public safety, transportation, and Aftermarket Fleet applications. Configured for two-port MIMO operation over the 3G/4G/5G/ISM/CBRS bands.

### FEATURES AND BENEFITS

- One single-hole mount/fixing- reduces vehicle damage and the cost of installation
- Attractive IP67 low profile aerodynamic housing
- Multiband/Multipoint MIMO 3G/4G/ISM/CBRS operation
- Operates well on a ground plane and without a ground plane.

### APPLICATIONS

- FirstNet/Public safety
- Transportation
- Aftermarket fleet
- 5G-ready
- Rugged LTE gateways
- Others

### ELECTRICAL SPECIFICATIONS

Antenna Model	VFD69383x2NNN								
Number of Ports	2								
Port Configuration	2x - 3G/4G/5G/ISM/CBRS (LTE/CELL)								
Operating Frequency (MHz)	698-806	824-894	880-960	1690-1880	1850-1990	1910-2180	2300-2500	2500-2700	3300-3800
Avg. Peak Gain* (dBi) - Gnd. Plane [No Gnd. Plane]	0.2 [1.0]	1.0 [2.0]	1.5 [2.3]	3.6 [1.6]	3.5 [1.5]	2.9 [1.3]	3.2 [1.2]	4.0 [1.6]	5.1 [2.3]
Max Peak Gain* (dBi) - Gnd. Plane [No Gnd. Plane]	1.8 [2.0]	1.8 [2.4]	2.1 [3.0]	4.9 [2.5]	3.9 [2.3]	3.9 [2.3]	3.9 [2.1]	4.7 [2.6]	7.2 [3.7]
VSWR** - Avg, Gnd. Plane [No Gnd. Plane]	1.7 [2.0]	1.8 [1.7]	1.8 [1.7]	1.4 [1.5]	1.4 [1.4]	1.4 [1.5]	1.6 [1.6]	1.4 [1.6]	1.3 [1.3]
VSWR** - Max, Gnd. Plane [No Gnd. Plane]	2.5 [2.5]	2.2 [2.5]	2.3 [2.5]	2.0 [2.1]	2.0 [2.1]	2.1 [2.1]	2.0 [2.1]	2.0 [2.1]	2.0 [2.1]
Isolation **(dB) LTE1 to LTE2 - Gnd. Plane [No Gnd. Plane]	-10 [-14]	-12 [-15]	-14 [-15]	-18 [-16]	-17 [-16]	-17 [-16]	-21 [-23]	-19 [-23]	-27 [-30]
Azimuth Plane 3 dB Beamwidth	360°, Omnidirectional								
Nominal Impedance (Ohms)	50								
Polarization	Linear Vertical								
Max Power - Ambient 25°C (W)	30 (LTE/CELL)								

**Notes:** (\*) - This parameter is based on a 30cm (1ft) cable length. For the ground plane measurement, a 30cm (1ft) ground plane was used. (\*\*) - This parameter is based on a 518cm (17ft) cable length. For the ground plane measurement, a 30cm (1ft) ground plane was used. Antenna specifications are subject to change according to the ground plane size.

## MECHANICAL SPECIFICATIONS

Dimensions - L x W x H - mm (inches)	179 x 63 x 48 (7.04 x 2.48 x 1.69)
Weight - kg (lbs.)	0.65 kg (1.4 lbs)
Mounting	P-Mount
Cable Type	LMR 100- pigtails, LMR 195- jumper cables, Black
Color	Black or White
Radome Material	PC, UL94-V0
Baseplate Material	Aluminum

## ENVIRONMENTAL SPECIFICATIONS

Operating Environment	Outdoor Vehicle
Operating Temperature - °C (°F)	-40 to +85°C (-40 to +185°F)
Storage Temperature - °C (°F)	-40 to +85°C (-40 to +185°F)
Ingress Protection Rating	IP67
Rail Compliance Standards	EN61373 (Shock & Vibration), EN50155 (Temperature)
Material Substance Compliance	RoHS

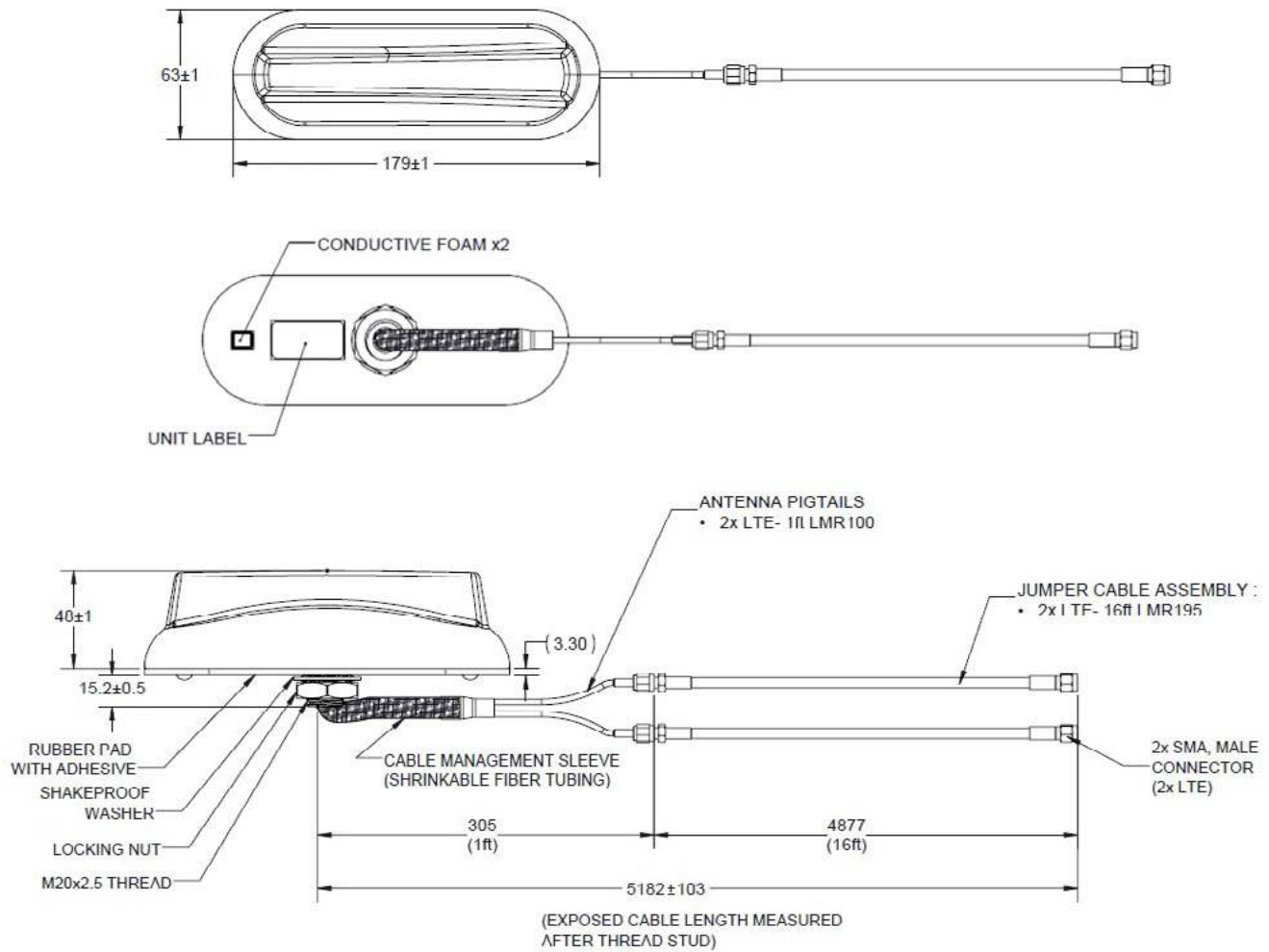
## CONFIGURATION

PART NUMBER	PIGTAIL CABLE LENGTH	JUMPER CABLE LENGTH	CONNECTOR - LTE PORTS	COLOR
VFD69383B2NNN-518R	0.3 m (1 ft.)	4.9 m (16 ft)	SMA-male	Black
VFD69383W2NNN-518R	0.3 m (1 ft.)	4.9 m (16 ft)	SMA-male	White

## PACKAGING INFORMATION

PACKAGED DIMENSIONS	CARTON	MASTER CARTON	AIR PALLET	OCEAN PALLET
Number of Antennas	1	4	140	196
Height - mm (in.)	130 (5.12)	235 (9.25)	1335 (52.56)	1813 (71.38)
Length - mm (in.)	222 (8.74)	543 (21.38)	1200 (47.24)	1200 (47.24)
Width - mm (in.)	222 (8.74)	232 (9.13)	800 (31.5)	800 (31.5)
Shipping Weight - kg (lb.)	0.88 (1.9)	4.06 (8.95)	155 (342)	212 (467)

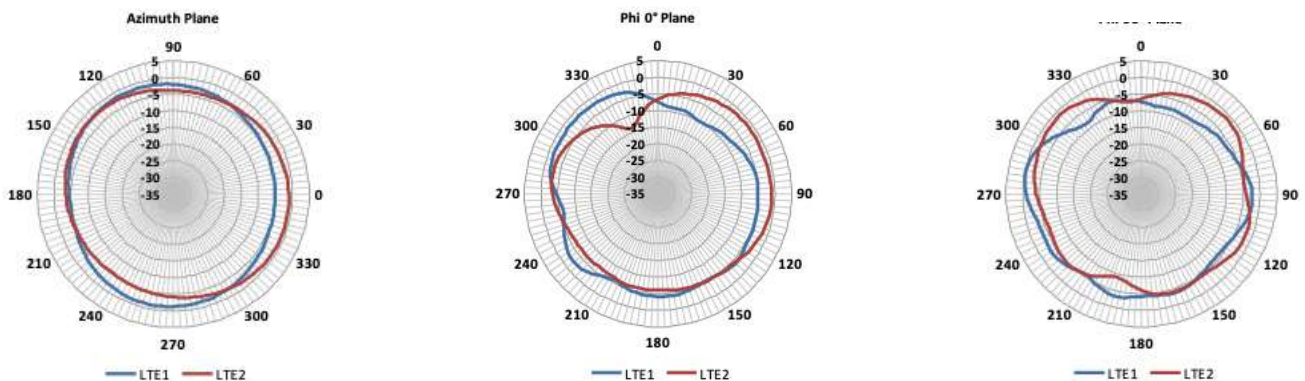
## MECHANICAL DRAWINGS



The Gar antenna can create an IP67 water-tight seal when installed on vehicles. Certain vehicles such as a Ford Explorer Interceptor have more narrow roof ridges that are tightly spaced together. For this type, vehicle special adapters are available. See parts [BKIT-VFX69383-001](#) (between ridges installation) and [BKIT-VFX69383-003](#) (atop ridge installation) for product details.

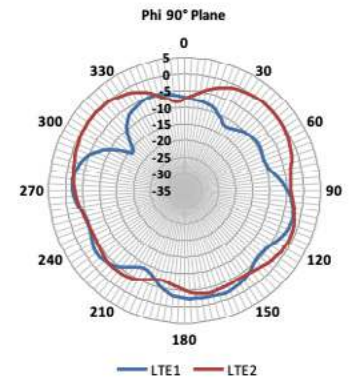
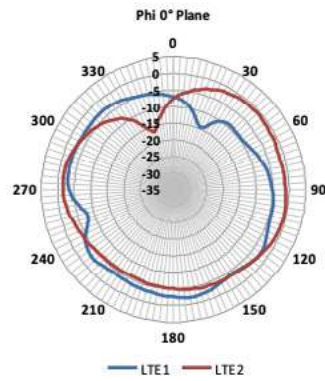
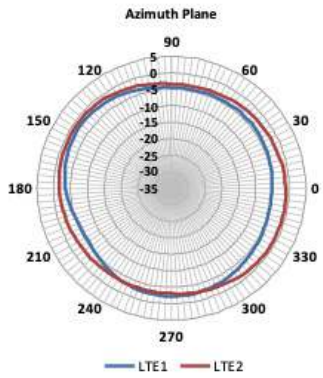
## RADIATION PATTERNS WITH GROUND PLANE - LTE ANTENNAS

### 698 MHz

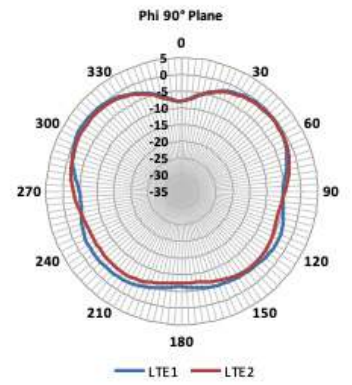
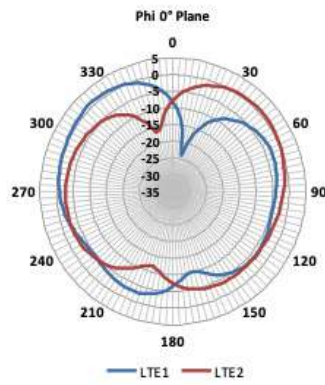
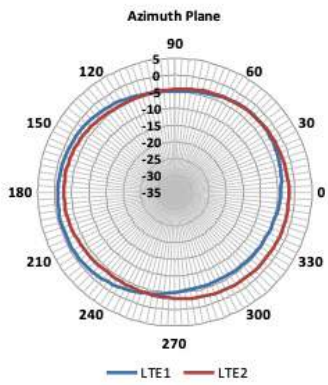


# RADIATION PATTERNS WITH GROUND PLANE - LTE ANTENNAS

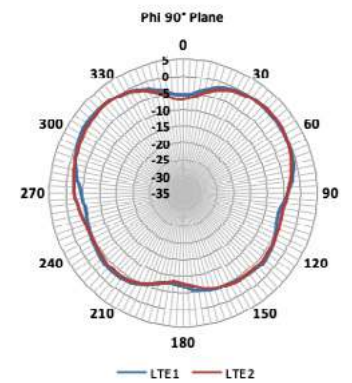
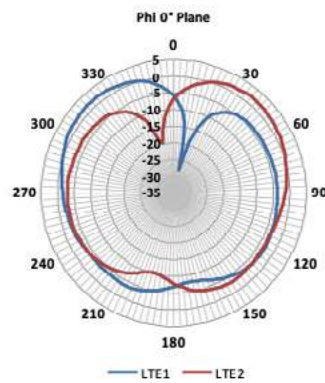
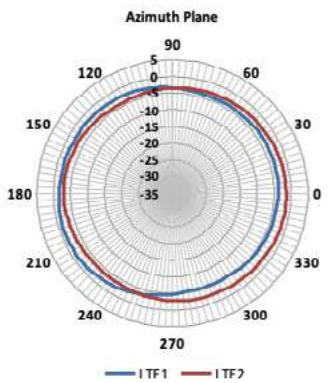
## 725 MHz



## 880 MHz

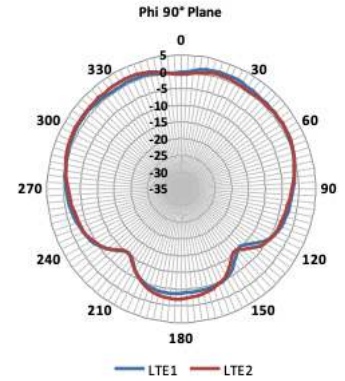
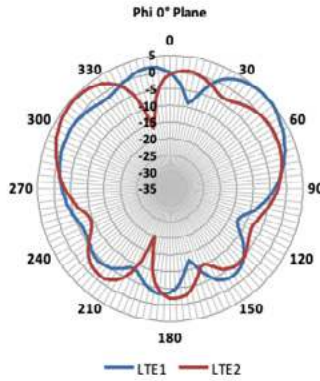
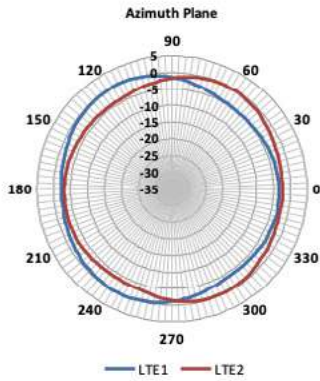


## 960 MHz

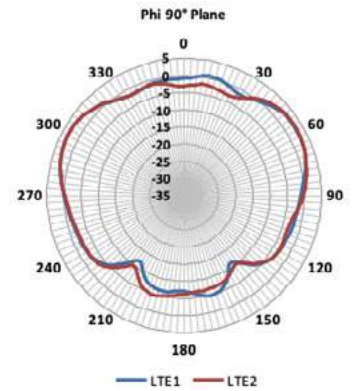
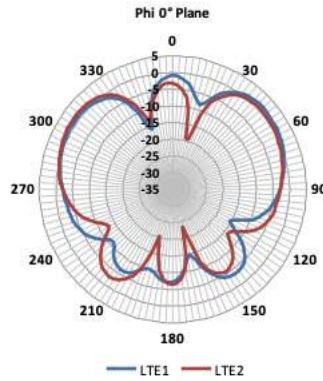
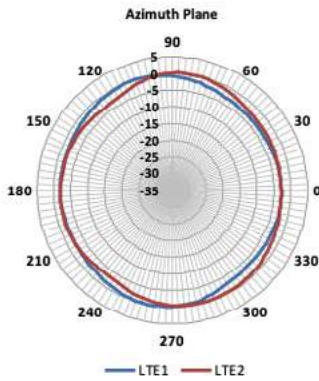


# RADIATION PATTERNS WITH GROUND PLANE - LTE ANTENNAS

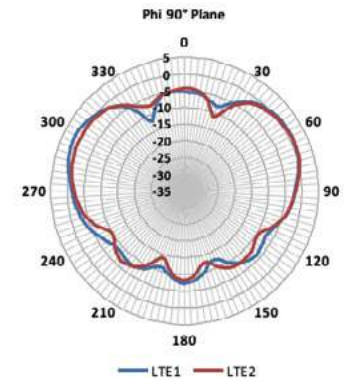
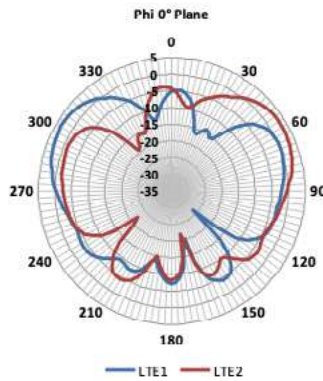
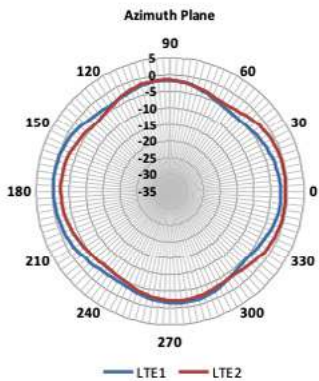
## 1690 MHz



## 1920 MHz

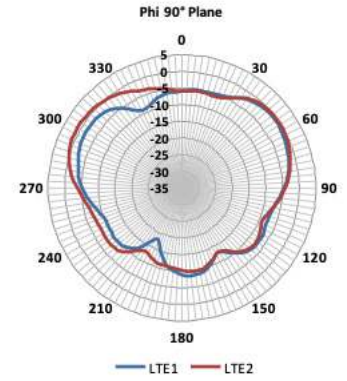
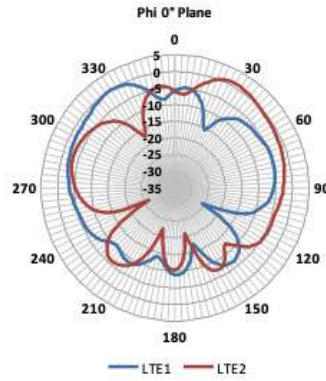
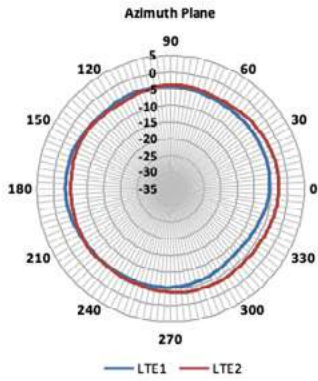


## 2110 MHz

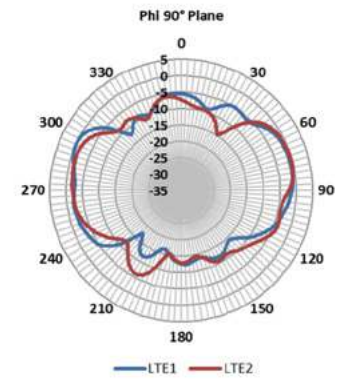
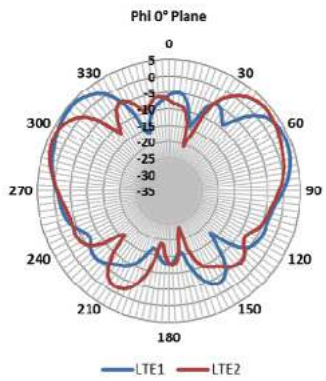
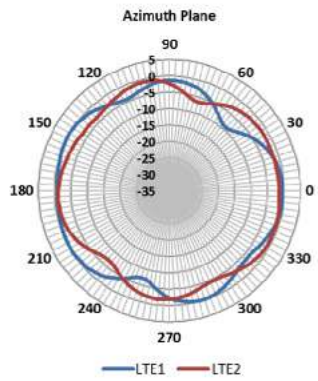


# RADIATION PATTERNS WITH GROUND PLANE - LTE ANTENNAS

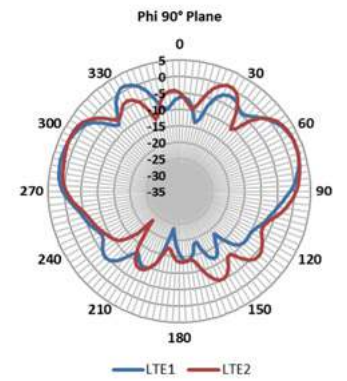
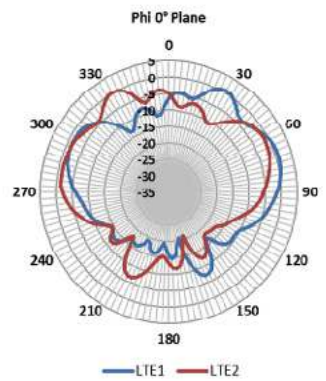
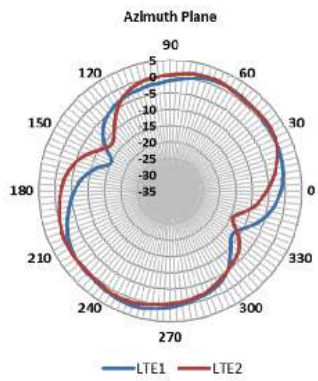
## 2400 MHz



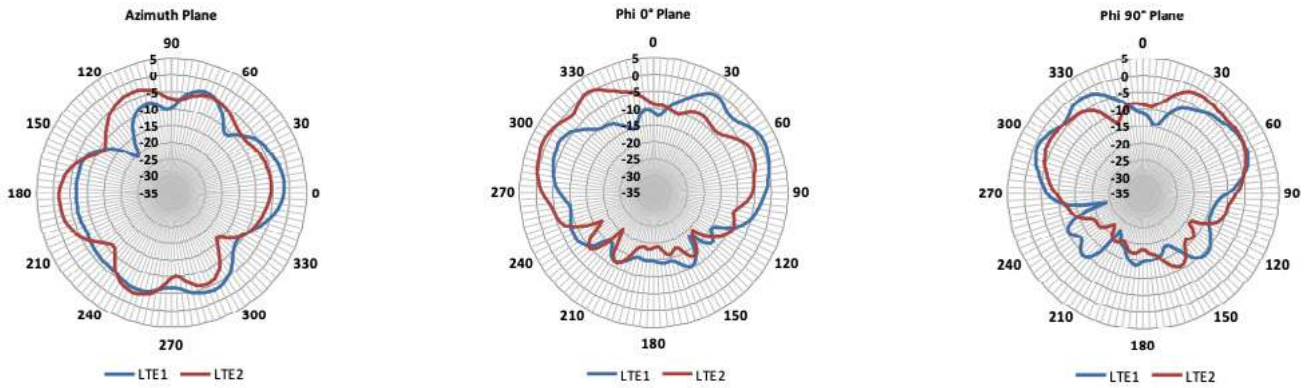
## 2700 MHz



## 3400 MHz

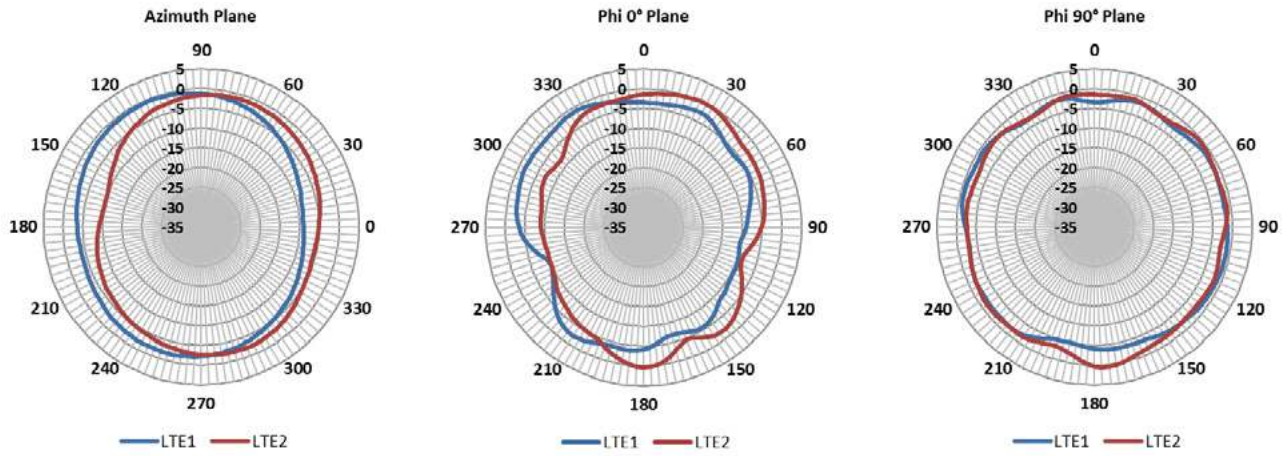


## 3800 MHz

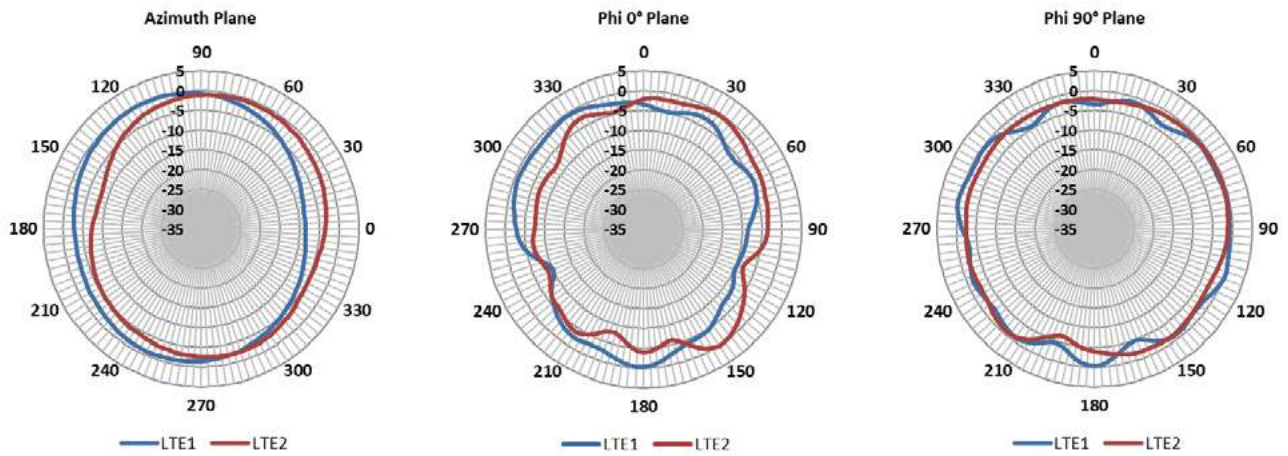


## RADIATION PATTERNS *without Ground Plane* - LTE ANTENNAS

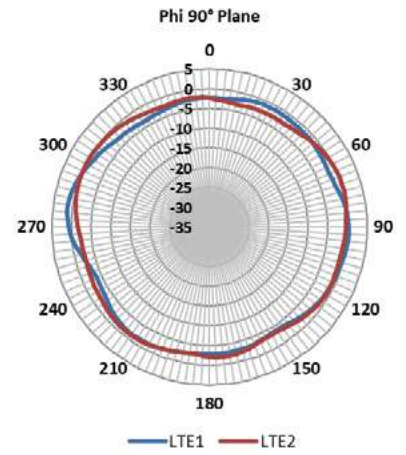
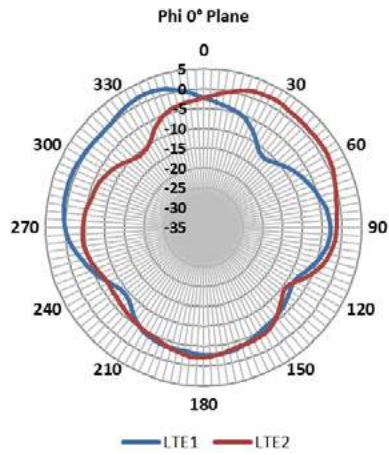
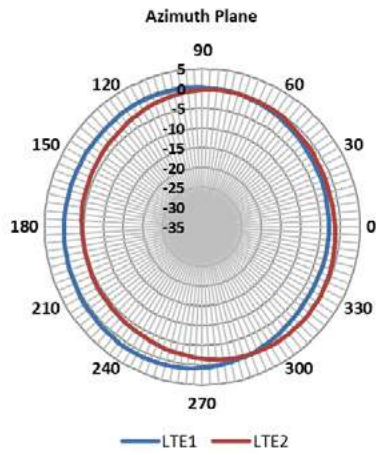
### 698 MHz



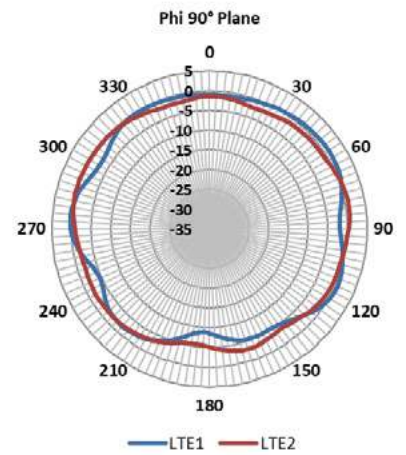
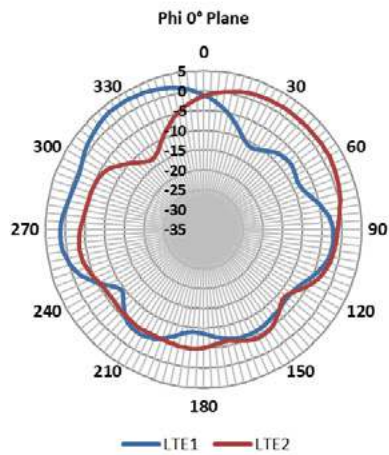
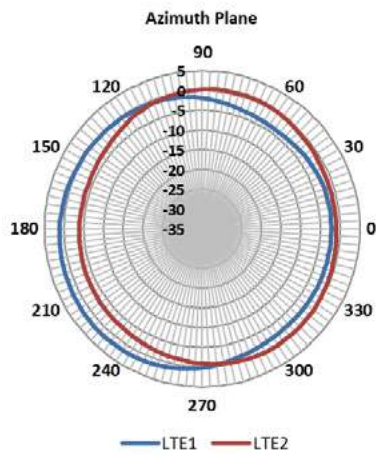
### 725 MHz



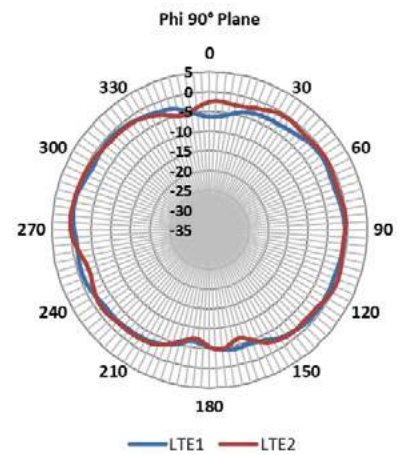
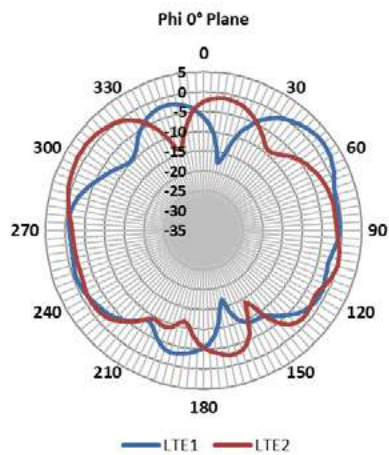
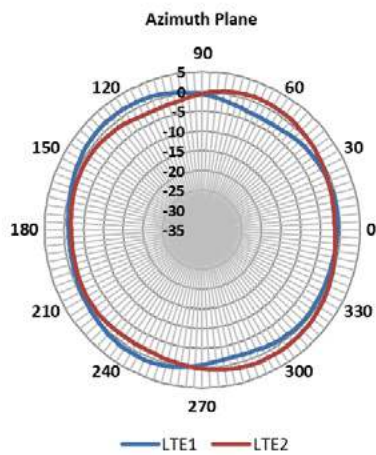
## 880 MHz



## 960 MHz

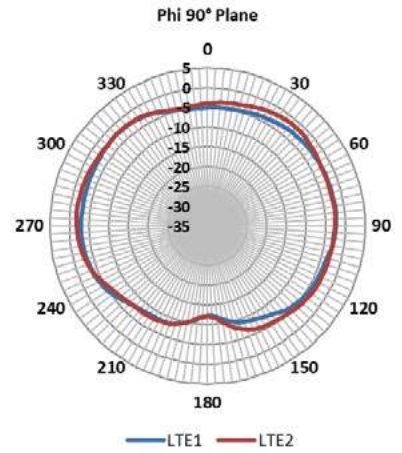
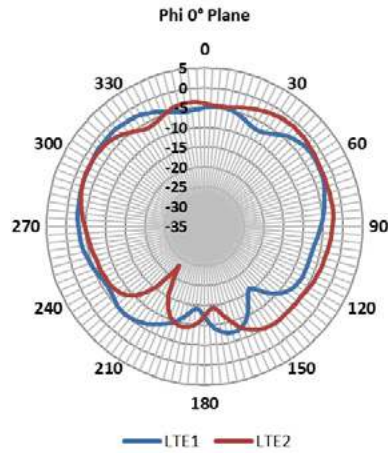
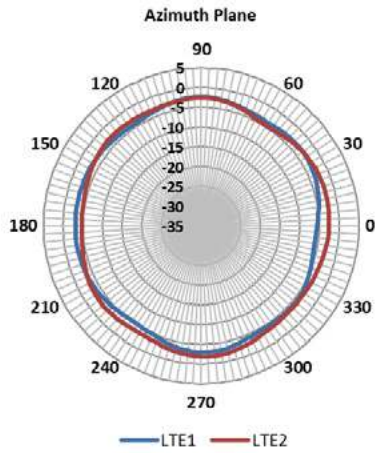


## 1690 MHz

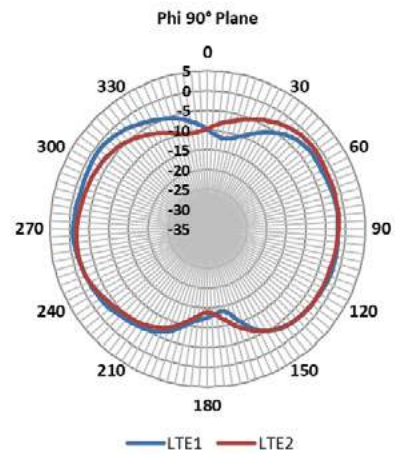
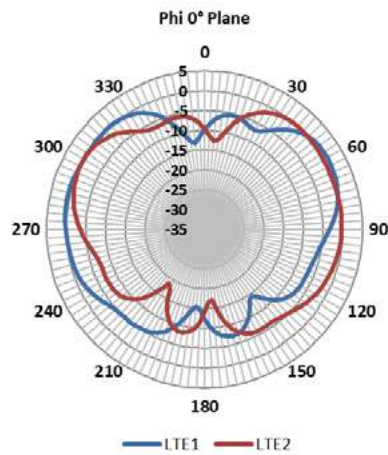
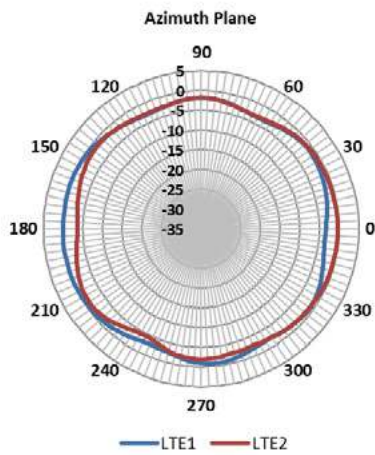




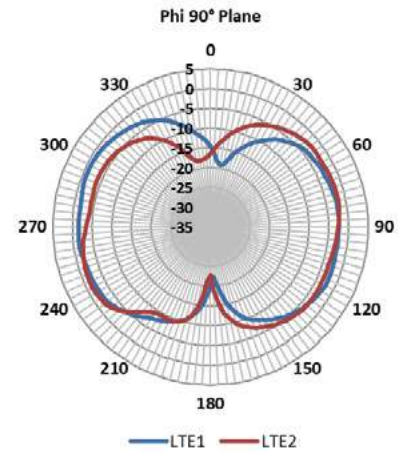
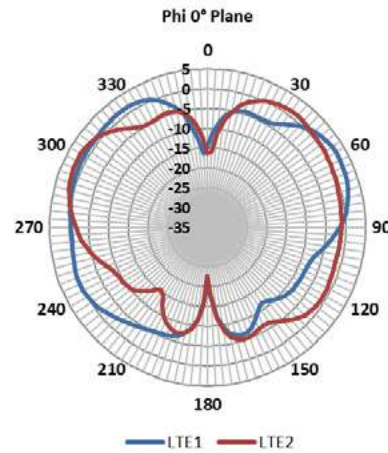
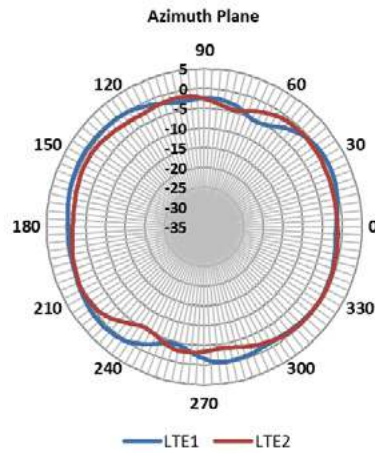
## 2110 MHz



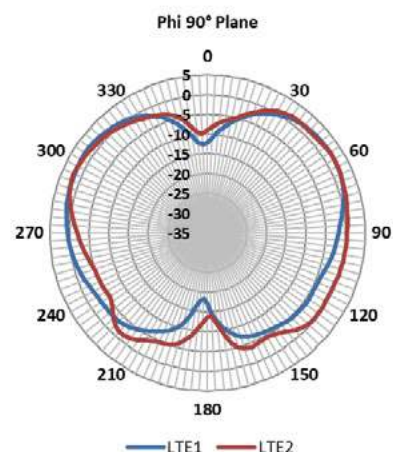
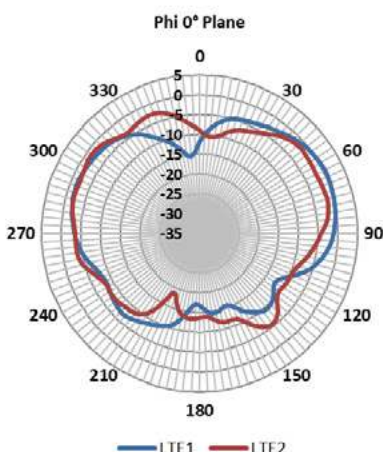
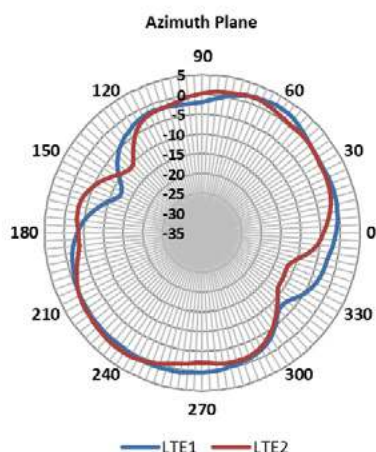
## 2400 MHz



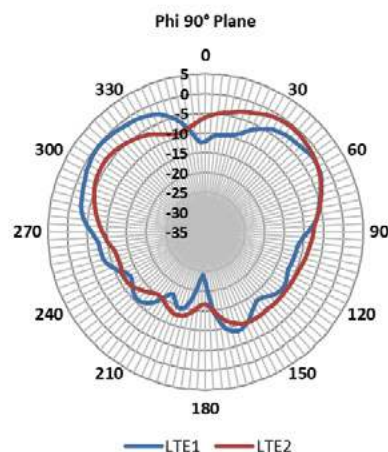
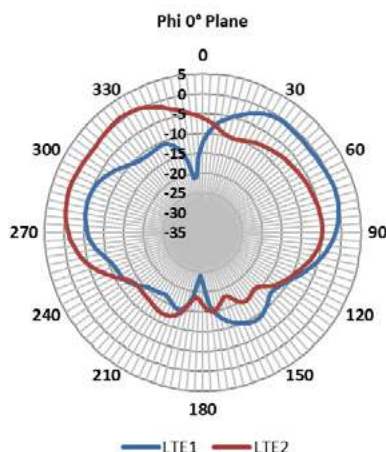
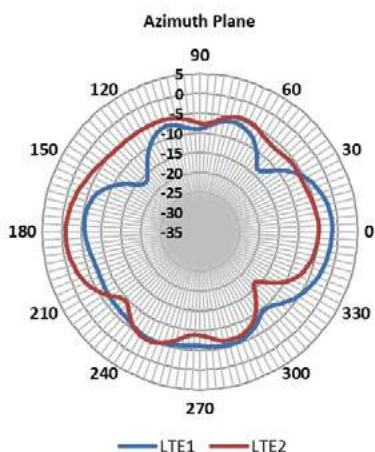
## 2700 MHz



## 3400 MHz



## 3800 MHz



### TE TECHNICAL SUPPORT CENTER

USA:	+1 (800) 522-6752
Canada:	+1 (905) 475-6222
Mexico:	+52 (0) 55-1106-0800
Latin/S. America:	+54 (0) 11-4733-2200
Germany:	+49 (0) 6251-133-1999
UK:	+44 (0) 800-267666
France:	+33 (0) 1-3420-8686
Netherlands:	+31 (0) 73-6246-999
China:	+86 (0) 400-820-6015

### te.com

TE, and TE connectivity (logo) are trademarks owned or licensed by the TE Connectivity Ltd. family of companies. All other logos, products and/or company names referred to herein might be trademarks of their respective owners.

The information given herein, including drawings, illustrations and schematics which are intended for illustration purposes only, is believed to be reliable. However, TE Connectivity makes no warranties as to its accuracy or completeness and disclaims any liability in connection with its use. TE Connectivity's obligations shall only be as set forth in TE Connectivity's Standard Terms and Conditions of Sale for this product and in no case will TE Connectivity be liable for any incidental, indirect or consequential damages arising out of the sale, resale, use or misuse of the product. Users of TE Connectivity products should make their own evaluation to determine the suitability of each such product for the specific application.

TE Connectivity warrants to the original end user customer of its products that its products are free from defects in material and workmanship. Subject to conditions and limitations TE Connectivity will, at its option, either repair or replace any part of its products that prove defective because of improper workmanship or materials. This limited warranty is in force for the useful lifetime of the original end product into which the TE Connectivity product is installed. Useful lifetime of the original end product may vary but is not warranted to exceed one (1) year from the original date of the end product purchase.

©2022 TE Connectivity. All Rights Reserved.

08/22 Original