



Main

Range of Product	Telemecanique Cabling components
Accessory / separate part category	Cabling accessory
Accessory / Separate Part Type	Pre-wired connectors

Complementary

Electrical connection	Straight female connector M12, 8 pins
Cable connector fixing	Screw-on
Collar material	Stainless steel 316L
Status LED	Without
Cable length	49.21 ft (15 m)
Cable outer diameter	0.20 in (5.2 mm)
Cable composition	8 x 0.25 mm ²
Wire insulation material	PUR
[Ue] rated operational voltage	250 V AC 300 V DC
Line Rated Current	2 A
Contact resistance	5000 μOhm
Minimum insulating resistance	1 GΩ

Environment

IP Degree of Protection	IP67
Product Certifications	cULus
Ambient air temperature for operation	-31...194 °F (-35...90 °C) static 23...194 °F (-5...90 °C) flexing
Ambient Air Temperature for Storage	-31...212 °F (-35...100 °C)




Ordering and shipping details

Category	22499 - SENSORS ACCESSORIES
Discount Schedule	DS2
GTIN	3389119079402
Nbr. of units in pkg.	1
Package weight(Lbs)	24.34 oz (690 g)
Returnability	Yes
Country of origin	CZ

Packing Units

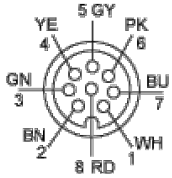
Unit Type of Package 1	PCE
Package 1 Height	2.48 in (6.3 cm)
Package 1 width	9.02 in (22.9 cm)
Package 1 Length	8.62 in (21.9 cm)
Unit Type of Package 2	S02
Number of Units in Package 2	5
Package 2 Weight	8.40 lb(US) (3.808 kg)
Package 2 Height	5.91 in (15 cm)
Package 2 width	11.81 in (30 cm)
Package 2 Length	15.75 in (40 cm)
Package 3 Height	5.91 in (15 cm)

Offer Sustainability

California proposition 65	WARNING: This product can expose you to chemicals including: Diisononyl phthalate (DINP), which is known to the State of California to cause cancer, and Di-isodecyl phthalate (DIDP), which is known to the State of California to cause birth defects or other reproductive harm. For more information go to www.P65Warnings.ca.gov
REACH Regulation	 REACH Declaration
EU RoHS Directive	Pro-active compliance (Product out of EU RoHS legal scope)  EU RoHS Declaration
Mercury free	Yes
RoHS exemption information	 Yes

Connections and Schemes

Connectors



GY : Grey
PK : Pink
BU : Blue
WH : White
RD : Red
BN : Brown
GN : Green
YE : Yellow