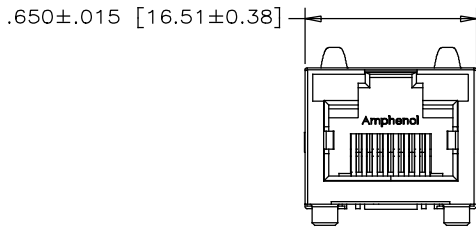
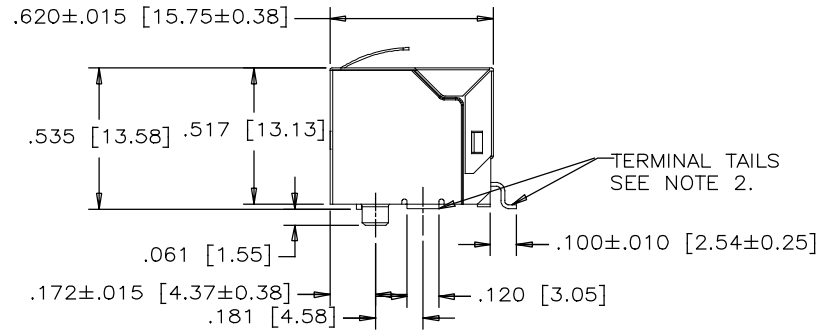


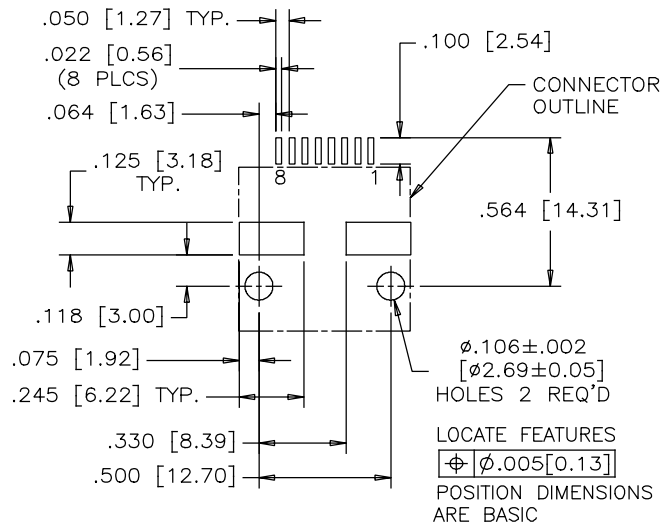
		REVISIONS		
SYM	ZONE	ECN, ERN NO.	DATE	APPRD.
A		PROPOSAL	02/29/08	L.CHAN
B		CORRECT DIMENSION	01/19/16	L.CHAN



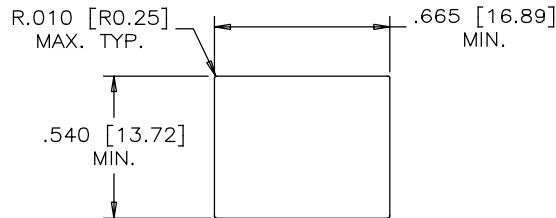
FRONT VIEW



SIDE VIEW



RECOMMENDED P.C.B. LAYOUT
(COMPONENT SIDE OF BOARD)



RECOMMENDED PANEL CUTOUT

1. MATERIALS:

PLASTIC HOUSING: HIGH TEMPERATURE THERMOPLASTIC
 FLAMMABILITY RATING UL 94V-0
 COLOR: BLACK

CONTACTS:

PHOSPHOR BRONZE
 PLATING: 20 μ " [0.51 MICRONS]
 MIN. GOLD ON MATING SURFACES.
 50 μ " [1.27 MICRONS]
 MIN. NICKEL UNDERPLATE
 100 μ " [2.54 MICRONS]
 MIN. MATTE TIN ON CONTACT TAILS.

SHIELD:

COPPER ALLOY WITH PLATED MATTE-TIN

2. COPLANARITY SPECIFICATION:

WITH THE MODULAR JACK SITTING ON A LEVEL SURFACE,
 THE MAXIMUM GAP BETWEEN THE LEVEL SURFACE OF SHIELD
 TAB AND ALL TERMINAL TAILS IS .004 [0.10].

PART NUMBER: RJ SSE-5580



DRAWN	J.DUYANG	DATE	02/29/08
DESIGNED	MT.CHAN	DATE	02/29/08
CHECKED	L.CHAN	DATE	02/29/08
I. E. APPRD.			
Q. A. APPRD.			
DWG. APPRD.			
ENG. REL. NO.			
REF.			
DIMENSIONS ARE IN INCHES [mm]	CODE ID. NO.		
	03554		

Amphenol Canada Corp.

TITLE
 SURFACE MOUNT,RJ45 MODULAR JACK, 8 POSITION,
 8 CONTACTS,SHIELDED, NO SIDE TABS, WITH FLATTEN
 BOTTOM TAB ,WITHOUT LEDS-ROHS COMPLIANT

DWG	DRAWING NO.	REV.
	P-RJSSE-5580	B
SCALE	WT.	SURF.
		SHEET 1 OF 1

THIS DOCUMENT CONTAINS PROPRIETARY INFORMATION AND SUCH INFORMATION
 MAY NOT BE DISCLOSED TO OTHERS FOR ANY PURPOSE OR USED FOR MANUFACTURING
 PURPOSES WITHOUT WRITTEN PERMISSION FROM AMPHENOL CANADA CORP.