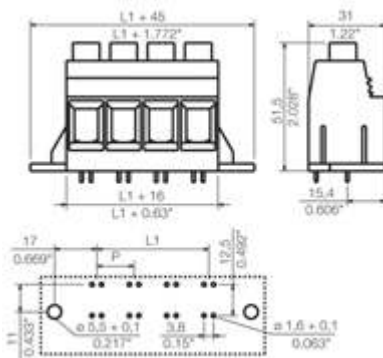


LXXX 15.00/01/90F 4.5SN BK BX

View with Tabs | [List View](#)

General ordering data

Order No.	1047280000
Part designation	LXXX 15.00/01/90F 4.5SN BK BX
Version	PCB terminal, Clamping yoke connection, Solder connection, Clamping range, max.: 50 mm ² , Pitch in mm: 15.00 mm, No. of poles: 1, 90°, Box
GTIN (EAN)	4032248783878
Qty.	20 pc(s).
Packaging	Box

System parameters

Product family	System LXXX
Conductor connection system	Clamping yoke connection
Fitted to PCB	Solder connection
Outgoing direction of conductor	90°
Pitch in mm	15 mm
Pitch in inch	0.591 inch
No. of poles	1
Fitted by customer	No
No. of rows	1
Solder pin length	4.5 mm
Diameter of solder eyelet	1.6 mm
Tolerance of the diameter of the solder eyelet	+ 0,1 mm
Number of solder pins per pole	4

Screwdriver blade	1.2 x 6.5
Screwdriver blade standard	DIN 5264
Tightening torque, min.	2.5 Nm
Tightening torque, max.	4 Nm
Clamping screw	M 6
Stripping length	18 mm
L1 in mm	0 mm
L1 in inch	0 inch

Material data

Insulating material	Wemid (PA)
Colour	black
Flammability class UL 94	V-0
CTI	≥ 600
Contact material	Copper alloy
Contact surface	tinned
Contact base material	Copper alloy

Connectable conductors

Clamping range, min.	0.5 mm ²
Clamping range, max.	50 mm ²
Conductor connection cross-section AWG, min.	AWG 20
Conductor connection cross-section AWG, max.	AWG 1
Solid, min. H05(07) V-U	0.5 mm ²
Solid, max. H05(07) V-U	16 mm ²
Stranded, max. H07V-R	50 mm ²
Stranded, min. H07V-R	6 mm ²
Flexible, min. H05(07) V-K	0.5 mm ²
Flexible, max. H05(07) V-K	35 mm ²
w. wire end ferrule, DIN 46228 pt 1, min	0.5 mm ²
with wire end ferrule, DIN 46228 pt 1, max.	35 mm ²
w. plastic collar ferrule, DIN 46228 pt 4, min.	0.5 mm ²
with plastic collar ferrule, DIN 46228 pt 4, max.	35 mm ²

DIN IEC rating data

Rated current, min. No. of poles (Tu=20°C)	150 A
Rated current, no. of poles (Tu=40°C), min.	150 A
Rated voltage for overvoltage class/ pollution severity II/ 2	1,000 V
Rated voltage for overvoltage class/ pollution severity III/ 2	1,000 V
Rated voltage at overvoltage category/ pollution degree III/ 3	1,000 V
Rated impulse withstand voltage for overvoltage class/ pollution severity II/ 2	8 kV
Rated impulse withstand voltage for overvoltage class/ pollution severity III/ 2	8 kV
Rated impulse withstand voltage for overvoltage class/ pollution severity III/ 3	8 kV

CSA rating data

Rated voltage (Use group B)	600 V
Rated current (use group B)	127 A
Rated voltage (Use group C)	600 V
Rated current (use group C)	127 A
Rated voltage (use group D)	600 V
Rated current (use group D)	5 A
Wire cross-section, AWG, min.	AWG 20
Wire cross-section, AWG, max.	AWG 1

UL 1059 rating data

Rated voltage (use group B)	600 V
Rated current (use group B)	127 A
Rated voltage (use group C)	600 V
Rated current (use group C)	127 A
Rated voltage (use group D)	600 V

Rated current (use group D)	5 A
Wire cross-section, AWG, min.	AWG 20
Wire cross-section, AWG, max.	AWG 1

Approvals

Approvals institutes



Classifications

eClass 6.0	27-26-11-01
------------	-------------




Notes

Notes

- Additional colours on request
- Rated current related to rated cross-section and min. No. of poles.
- Wire end ferrule without plastic collar to DIN 46228 pt 1
- Wire end ferrule with plastic collar to DIN 46228 pt 4
- P on drg. = pitch
- Rated data refer only to the component itself. Clearance and creepage distances to other components are to be designed in accordance with the relevant application standards.
- IP 20 from 16 mm² to 50 mm²

Similar products

	Colour	No. of poles	Solder pin length	Order No.	Part designation	Version
	pebble grey	<input type="text" value="1"/>	<input type="text" value="4.5 mm"/>	<input type="text" value="1047360000"/>	LXXX 15.00/01/90F 4.5SN GY BX	PCB terminal, Clamping yoke connection, Solder connection, Clamping range, max.: 50 mm ² , Pitch in mm: 15.00 mm, No. of poles: 1, 90°, Box

Colour	No. of poles	Solder pin length	Order No.	Part designation	Version
 pebble grey	<input type="text" value="2"/>	<input type="text" value="4.5 mm"/>	<input type="text" value="1047370000"/>	LXXX 15.00/02/90F 4.5SN GY BX	PCB terminal, Clamping yoke connection, Solder connection, Clamping range, max.: 50 mm ² , Pitch in mm: 15.00 mm, No. of poles: 2, 90°, Box
<input type="button" value="Add to Inquiry list"/> <input type="button" value="PDF Datasheet"/>					
 pebble grey	<input type="text" value="3"/>	<input type="text" value="4.5 mm"/>	<input type="text" value="1047380000"/>	LXXX 15.00/03/90F 4.5SN GY BX	PCB terminal, Clamping yoke connection, Solder connection, Clamping range, max.: 50 mm ² , Pitch in mm: 15.00 mm, No. of poles: 3, 90°, Box
<input type="button" value="Add to Inquiry list"/> <input type="button" value="PDF Datasheet"/>					
 pebble grey	<input type="text" value="4"/>	<input type="text" value="4.5 mm"/>	<input type="text" value="1047390000"/>	LXXX 15.00/04/90F 4.5SN GY BX	PCB terminal, Clamping yoke connection, Solder connection, Clamping range, max.: 50 mm ² , Pitch in mm: 15.00 mm, No. of poles: 4, 90°, Box
<input type="button" value="Add to Inquiry list"/> <input type="button" value="PDF Datasheet"/>					